














Evaluation of Institutional Repository Development in Developing and Transition Countries








1. (A1) Does your institution presently maintain a digital repository for research output of your researchers?			
		Response Percent	Response Count
Yes, one digital repository for research output (maintained by your institution itself)		65.8%	52
Yes, more than one digital repository for research output (maintained by your institution itself)		15.2%	12
Yes, our repository is hosted by another member of our consortium/collaborative group.		3.8%	3
Yes, our repository is hosted by a third party or vendor.		6.3%	5
No. Please comment on the policy and plan of your institution regarding a digital repository for research output, and the repository's current stage of development. Do not continue with the remainder of this questionnaire.		8.9%	7
		<i>answered question</i>	79
		<i>skipped question</i>	9

2. (A2) What is your repository's URL? (If your institution has more than one repository, please enter additional URLs below.)		Response Count
[RESPONSES NOT LISTED]		56
		<i>answered question</i>
		56
		<i>skipped question</i>
		32










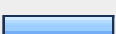

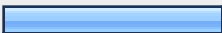






3. (A3) What was the motivation for your institution to establish a repository? (Please select any that apply)					
	Very important	Important	Not very important	Not at all important	Response Count
To increase the visibility of the institution's research output	82.8% (48)	15.5% (9)	1.7% (1)	0.0% (0)	58
To provide free access to the institution's research output	66.1% (37)	30.4% (17)	3.6% (2)	0.0% (0)	56
To preserve the institution's research output	61.4% (35)	36.8% (21)	0.0% (0)	1.8% (1)	57
In response to requests from faculty	19.1% (9)	34.0% (16)	29.8% (14)	17.0% (8)	47
To help evaluate researchers and departments	23.1% (12)	34.6% (18)	26.9% (14)	15.4% (8)	52
If you wish to add any further details, please do so here:					12
<i>answered question</i>					58
<i>skipped question</i>					30



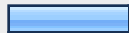
4. (A4) In which year did your repository become publicly accessible?			
		Response Percent	Response Count
2002 or earlier		10.3%	6
2003		1.7%	1
2004		5.2%	3
2005		10.3%	6
2006		10.3%	6
2007		19.0%	11
2008		19.0%	11
2009		24.1%	14
<i>answered question</i>			58
<i>skipped question</i>			30

5. (A5) Which departments or units within your institution have actively advocated the establishment of a repository? (Please select any that apply.)

		Response Percent	Response Count
Administration		17.5%	10
Research Office/Committee		14.0%	8
Academic departments		15.8%	9
Library		87.7%	50
Information Technology		28.1%	16
Corporate Communication or Marketing Division		1.8%	1
Other		1.8%	1
If you wish to add any details, please do so here:			7
<i>answered question</i>			57
<i>skipped question</i>			31

6. (A6) What types of materials are currently in your institution's digital repository? (Check all that apply. If your institution maintains more than one digital repository, please include all of them here.)

		Response Percent	Response Count
research articles (full text and metadata) as preprints		51.7%	31
research articles (full text and metadata) as peer-reviewed postprints		71.7%	43
research articles (metadata only)		18.3%	11
theses and dissertations (full text and metadata)		66.7%	40
theses and dissertations (metadata only)		11.7%	7
conference papers		68.3%	41
technical reports		33.3%	20
books/ book chapters (full text and metadata) in drafts		28.3%	17
books/ book chapters (full text and metadata) in published form		46.7%	28
books/ book chapters (metadata only)		16.7%	10
learning objects		26.7%	16
working papers (full text and metadata)		33.3%	20
working papers (metadata only)		3.3%	2
data sets		6.7%	4
images		26.7%	16
video		25.0%	15
audio		15.0%	9
presentations (e.g. PowerPoint files)		41.7%	25

institutional documents (e.g. reports, papers, yearbooks, catalogues etc.)		30.0%	18
journals published from the institution		45.0%	27
other		18.3%	11
Please comment:			13
<i>answered question</i>			60
<i>skipped question</i>			28

7. (A7) Please give (an estimate of) the total number of items per type of materials currently available in your institution's digital repository? (if the type of material is not available, please enter "0")

	Response Average	Response Total	Response Count
research articles (full text and metadata) as preprints	159.29	4,460	28
research articles (full text and metadata) as peer-reviewed postprints	1,046.18	34,524	33
research articles (metadata only)	402.13	9,249	23
theses and dissertations (full text and metadata)	1,371.03	41,131	30
theses and dissertations (metadata only)	31.41	691	22
conference papers	627.79	18,206	29
technical reports	93.46	2,243	24
books/ book chapters (full text and metadata) in drafts	85.83	2,060	24
books/ book chapters (full text and metadata) in published form	97.31	2,530	26
books/ book chapters (metadata only)	75.13	1,728	23
learning objects	32.33	679	21
working papers (full text and metadata)	77.64	1,941	25
working papers (metadata only)	0.00	0	21
data sets	0.32	7	22
images	482.54	11,581	24
video	9.55	210	22
audio	25.46	611	24
presentations (e.g. PowerPoint files)	63.30	1,456	23

institutional documents (e.g. reports, papers, yearbooks, catalogues etc.)		70.38	1,689	24
journals published from the institution		1,096.65	28,513	26
other		95.48	2,196	23
	<i>answered question</i>			41
	<i>skipped question</i>			47

8. (A8) Please give (an estimate of) the number of items per type of materials that have been added in the last year (2008) in your institution's digital repository? (if the type of material has not been added in the last year, please enter "0")

		Response Average	Response Total	Response Count
research articles (full text and metadata) as preprints		83.91	1,846	22
research articles (full text and metadata) as peer-reviewed postprints		154.33	3,704	24
research articles (metadata only)		153.11	2,909	19
theses and dissertations (full text and metadata)		211.09	4,855	23
theses and dissertations (metadata only)		2.65	53	20
conference papers		147.13	3,531	24
technical reports		3.68	70	19
books/ book chapters (full text and metadata) in drafts		0.85	17	20
books/ book chapters (full text and metadata) in published form		20.76	436	21
books/ book chapters (metadata only)		0.11	2	19
learning objects		19.53	371	19
working papers (full text and metadata)		3.71	78	21
working papers (metadata only)		0.00	0	19
data sets		0.10	2	20
images		101.10	2,022	20
video		1.11	21	19
audio		5.86	123	21
presentations (e.g. PowerPoint files)		25.38	533	21

institutional documents (e.g. reports, papers, yearbooks, catalogues etc.)		23.33	490	21
journals published from the institution		45.57	957	21
other		59.33	1,246	21
	answered question			30
	skipped question			58






9. (A9) Please give an estimate of the percentages of each form of availability of the full text materials in your digital repository: (Please make the percentages add up to 100)				
		Response Average	Response Total	Response Count
Open Access: publicly available		85.18	3,407	40
Open Access with embargo: publicly available after a certain period		7.58	182	24
Campus access: only available for users within our institution		19.38	465	24
No access: archived but NOT available at all		3.71	63	17
Other		4.61	83	18
	answered question			42
	skipped question			46





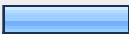
10. (A10) Does your digital repository collect and provide access to government information (or operate as a depository for governmental information)?			
		Response Percent	Response Count
Yes		2.2%	1
No		89.1%	41
I don't know		8.7%	4
		answered question	46
		skipped question	42

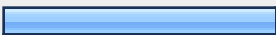



11. (A11) Approximately how many researchers or faculty members work at your institution?			
		Response Percent	Response Count
less than 100		17.8%	8
101-250		15.6%	7
251-500		24.4%	11
501-1000		13.3%	6
1001-2500		8.9%	4
2501-5000		15.6%	7
5001-10000		4.4%	2
more than 10000		0.0%	0
		answered question	45
		skipped question	43

12. (A12) Approximately what percentage of the researchers or faculty members at your institution have deposited material in your repository?

		Response Percent	Response Count
less than 25%		55.6%	25
25-50%		28.9%	13
50-75%		4.4%	2
75-99%		8.9%	4
100%		2.2%	1
		<i>answered question</i>	45
		<i>skipped question</i>	43

13. (A13) Which statement best describes the process of depositing of materials in the repository?			
		Response Percent	Response Count
Self-depositing by researchers and authors, no quality control by specialised staff members		13.0%	6
Self-depositing by researchers and authors, quality control by specialised staff members		17.4%	8
Researchers and authors provide content to specialised staff members or librarians to deposit into the repository		30.4%	14
Material is collected by staff members or librarians independently of the authors or researchers. If materials are collected by staff members, please describe in the box below how items are selected to be included in the repository:		32.6%	15
Other		6.5%	3
Please comment			11
<i>answered question</i>			46
<i>skipped question</i>			42

14. (B1) Which software package is used for the digital repository?			
		Response Percent	Response Count
CDS Invenio (formerly CDSware)		0.0%	0
DSpace		57.4%	27
EPrints		8.5%	4
Fedora		2.1%	1
Locally developed software package (please specify)		12.8%	6
Other (please specify):		19.1%	9
<i>answered question</i>			47
<i>skipped question</i>			41

15. (B2) Has the software been significantly modified to enhance functionality, or to adapt it to your local needs? [note: not just to "brand" the interface]			
		Response Percent	Response Count
No significant changes have been made		41.9%	18
Some significant changes have been made		39.5%	17
We make frequent significant changes on an ongoing basis		14.0%	6
We plan to make significant changes		4.7%	2
Please describe any significant changes you have made to the software:			10
<i>answered question</i>			43
<i>skipped question</i>			45

16. (B3) In round figures and in your own currency (we will convert all amounts to Euros), please give the costs as far as you are able for the hardware (server space and any new communications hardware) required for your repository. (If you wish to make any comments about costs, please do so.)

	Response Count
[RESPONSES NOT LISTED]	35
<i>answered question</i>	35
<i>skipped question</i>	53




17. (B4) In round figures and in your own currency (we will convert all amounts to Euros), please give the costs as far as you are able for the software required for your repository. (If you wish to make any comments about costs, please do so.)

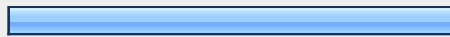
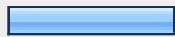

	Response Count
[RESPONSES NOT LISTED]	32
<i>answered question</i>	32
<i>skipped question</i>	56






18. (B5) Please indicate the overall staffing requirement in full time equivalents that has been needed for building the repository (obtaining software, branding the interface, etc.).






	Response Count
[SEE SUMMARY REPORT FOR RESPONSES]	43
<i>answered question</i>	43
<i>skipped question</i>	45





19. (B6) Please indicate which file formats are accepted and preserved:			
	Accepted	Preserved	Response Count
XML	90.5% (19)	57.1% (12)	21
SGML	87.5% (7)	62.5% (5)	8
HTML	100.0% (28)	46.4% (13)	28
PDF	100.0% (42)	61.9% (26)	42
ASCII	93.8% (15)	62.5% (10)	16
RTF	100.0% (20)	50.0% (10)	20
MSWord	96.9% (31)	46.9% (15)	32
JPEG	100.0% (27)	59.3% (16)	27
TIFF	95.5% (21)	54.5% (12)	22
GIF	95.0% (19)	55.0% (11)	20
AIFF	83.3% (5)	66.7% (4)	6
LaTeX	84.6% (11)	46.2% (6)	13
WAV	86.7% (13)	46.7% (7)	15
MP3	94.1% (16)	41.2% (7)	17
Other?	91.7% (11)	66.7% (8)	12
		Comments:	12
	<i>answered question</i>		45
	<i>skipped question</i>		43




20. (B7) Is a persistent identifier assigned to each item?				
			Response Percent	Response Count
Yes		72.7%	32	
No		20.5%	9	
Don't Know		6.8%	3	
			Comments:	6
			<i>answered question</i>	44
			<i>skipped question</i>	44






21. (B8) Are statistical data on access to the repository and usage of the materials logged?				
			Response Percent	Response Count
Yes		68.2%	30	
No		25.0%	11	
Don't Know		6.8%	3	
			Comments:	5
			<i>answered question</i>	44
			<i>skipped question</i>	44


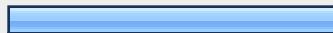

22. (B9) Which metadata standards are followed with your digital repository?			
		Response Percent	Response Count
Archival metadata		11.6%	5
Dublin Core (qualified)		67.4%	29
Dublin Core (unqualified)		25.6%	11
ONIX		0.0%	0
Print-on-demand metadata		4.7%	2
Other		18.6%	8
Please comment:			8
answered question			43
skipped question			45






23. (B10) Who enters the metadata for deposited items? Please select any that apply.			
		Response Percent	Response Count
Authors or their authorised depositors		37.8%	17
Repository staff		68.9%	31
Subject Librarians		22.2%	10
Cataloguers		17.8%	8
Other		6.7%	3
Please comment:			3
answered question			45
skipped question			43






24. (B10a) Which of the following describe how metadata is created and/or enhanced? Please select any that apply.		Response Percent	Response Count
Authors or their authorised depositors enter simple metadata (e.g. Dublin Core)		41.9%	18
Repository staff (or other specialists) enhance depositor-supplied metadata		41.9%	18
Repository staff (or other specialists) enter simple metadata when depositing on behalf of authors		32.6%	14
Repository staff (or other specialists) catalogue deposited documents based on local cataloguing standards		34.9%	15
Other		0.0%	0
Please comment:			0
		answered question	43
		skipped question	45




25. (B11) Does the repository import metadata from external systems?			
		Response Percent	Response Count
External metadata are not imported		69.0%	29
External metadata are mapped to the repository metadata format(s) by systems programs		19.0%	8
External metadata are mapped manually to the repository metadata format(s)		11.9%	5
If you wish to add further detail about the types of metadata and how they are handled please do so here:			3
<i>answered question</i>			42
<i>skipped question</i>			46

26. (B12) Which statement best describes the subject indexing of your digital repository?			
		Response Percent	Response Count
No subject indexing		4.4%	2
Freely assigned keywords (in the language of the country)		22.2%	10
Freely assigned keywords (in the language of the country and/or English)		42.2%	19
Keywords or classifications according to (a) standardised system(s) (in the language of the country)		8.9%	4
Keywords or classifications according to (a) standardised system(s) (in the language of the country and/or in English)		22.2%	10
Please comment:			5
answered question			45
skipped question			43









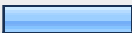

27. (B13) Is a unique author identifier or name authority control used?			
		Response Percent	Response Count
Yes		42.9%	18
No, but we are developing such name authority control in the near future		50.0%	21
Don't know		7.1%	3
Please comment:			8
answered question			42
skipped question			46

28. (C1) Which statement best describes the policy of your institution with regard to depositing material?			
		Response Percent	Response Count
Mandatory depositing: academics are required to deposit all research output		13.3%	6
Partly mandatory depositing: academics are required to deposit some materials (like theses or dissertations), and free to deposit other materials		17.8%	8
Deposit is voluntary, but academics are strongly encouraged to deposit materials		26.7%	12
No official policy		37.8%	17
Other		4.4%	2
Please comment:			6
answered question			45
skipped question			43





29. (C2) Whose materials may be deposited in the repository?			
		Response Percent	Response Count
Faculty/research staff		88.9%	40
Research students		68.9%	31
Undergraduate students		35.6%	16
Administrative and support staff		40.0%	18
Other		22.2%	10
Please comment:			6
answered question			45
skipped question			43

30. (C3) Do authorised depositors sign a deposit agreement (including click-through web form agreements)?			Response Percent	Response Count
Yes			55.8%	24
No			39.5%	17
Don't Know			4.7%	2
Please comment:				9
			<i>answered question</i>	43
			<i>skipped question</i>	45

31. (C4) Do you negotiate with publishers or copyright owners about any aspect of your repository's operations?			Response Percent	Response Count
Yes			50.0%	22
No			50.0%	22
Don't Know			0.0%	0
If you answered Yes and wish to provide more details, please do so here:				6
			<i>answered question</i>	44
			<i>skipped question</i>	44

32. (C5) Please tick the statements below that are valid for the digital repository in your institution (tick all that apply).			
		Response Percent	Response Count
In our institution the deposited materials are used to measure the output of individual researchers for evaluation purposes (accountability).		29.3%	12
Some researchers in our institution are required to deposit research output by research-funding organisations in our country.		26.8%	11
Awareness-raising campaign(s) among academics about the digital repository have been carried out within our institution.		53.7%	22
There is strong interest in the digital repository among decision makers within our institution		58.5%	24
There are clear guidelines for the selection of material for inclusion in the digital repository.		43.9%	18
There is a policy to safeguard the long-term preservation of the deposited material.		46.3%	19
The digital repository in our institution is integrated/linked with other systems in our institution.		46.3%	19
The digital repository of our institution has been set up with financial support from a national funding programme for digital repositories in our country.		9.8%	4
There is a coordinating national body for digital repositories, with which we are in contact.		19.5%	8
There is a central gateway to the digital repositories in our country, to		22.0%	9

which our digital repository is linked.		
Please add any comments on your institutional policies:		9
<i>answered question</i>		41
<i>skipped question</i>		47





33. (D1) Which unit in your institution has primary responsibility for maintaining your digital repository?			
		Response Percent	Response Count
Library		72.7%	32
Central IT unit		15.9%	7
Individual research department		4.5%	2
Other		0.0%	0
Please comment:		6.8%	3
<i>answered question</i>			44
<i>skipped question</i>			44




34. (D2) In addition to the above unit, which other units or individual staff members in your institution contribute to maintaining your digital repository?







		Response Percent	Response Count
Library		47.7%	21
Central IT unit		47.7%	21
Administrative staff		13.6%	6
Individual research department		15.9%	7
Student or other temporary labour		2.3%	1
No other units		13.6%	6
Others (please comment):		9.1%	4
		<i>answered question</i>	44
		<i>skipped question</i>	44






35. (D3) Please indicate the overall staffing requirement in full time equivalents that has been needed for running the repository since it was established. (Please add a comment if necessary.)




		Response Count
[SEE SUMMARY REPORT FOR RESPONSES]		42
		<i>answered question</i>
		42
		<i>skipped question</i>
		46








36. (D4) Please indicate whether any of the following apply:			
		Response Percent	Response Count
We anticipate increasing our staffing level for the repository		56.8%	25
We anticipate that the staffing level for the repository will remain static		29.5%	13
We anticipate decreasing the staffing level needed for the repository		4.5%	2
None of these apply		9.1%	4
		Please comment:	5
		answered question	44
		skipped question	44

37. (D5) Are there clear responsibilities documented in a job description or statement of responsibilities for the person or unit responsible for supporting your repository service?			
		Response Percent	Response Count
Yes		50.0%	22
No		47.7%	21
Don't Know		2.3%	1
		Please comment:	2
		answered question	44
		skipped question	44

38. (D6) What are the current sources of financial support for your repository? (Check all that apply.)			
		Response Percent	Response Count
Library operating budget		79.1%	34
IT operating budget		30.2%	13
Grant support		18.6%	8
Endowment funds		2.3%	1
Revenue from services		0.0%	0
Chargeback to department or research units		2.3%	1
Other (please specify)		7.0%	3
		answered question	43
		skipped question	45





39. (D7) What are the expected future sources of support for your repository?			
		Response Percent	Response Count
Library operating budget		80.5%	33
IT operating budget		29.3%	12
Grant support		39.0%	16
Endowment funds		2.4%	1
Revenue from services		0.0%	0
Chargeback to department or research units		4.9%	2
		Other (please specify)	2
		answered question	41
		skipped question	47




40. D8. Do you have a business plan to support your repository service?			
		Response Percent	Response Count
Yes		22.2%	10
No		73.3%	33
Don't Know		4.4%	2
Please comment:			0
answered question			45
skipped question			43




41. (D9) Has any formal assessment been done on your repository in the following ways? (Please select any that apply.)			
		Response Percent	Response Count
Workflow and the best way to organise it		36.4%	16
Financial implications		6.8%	3
Staff resourcing		25.0%	11
Content recruitment and user attitudes		20.5%	9
No formal assessment has been done		50.0%	22
Don't know		2.3%	1
Other		2.3%	1
If you selected "Other" and wish to provide more details, please do so here:			1
answered question			44
skipped question			44

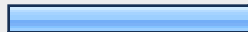
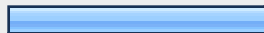

42. (E1) Have you registered your repository with any of the following general engines/gateways/ portals: (Please tick all boxes that apply.)




		Response Percent	Response Count
BASE	<input type="checkbox"/>	17.9%	7
Citeseer: Computer Science	<input type="checkbox"/>	7.7%	3
General internet search engines such as Google, Yahoo, MSN etc.	<input type="checkbox"/>	56.4%	22
Google Scholar	<input type="checkbox"/>	46.2%	18
MEIND	<input type="checkbox"/>	0.0%	0
MetaGer	<input type="checkbox"/>	0.0%	0
OAI Search	<input type="checkbox"/>	25.6%	10
OAIster	<input type="checkbox"/>	51.3%	20
OASE	<input type="checkbox"/>	0.0%	0
OpenDOAR	<input type="checkbox"/>	53.8%	21
OPUS	<input type="checkbox"/>	2.6%	1
PLEIADI	<input type="checkbox"/>	0.0%	0
Registry of Open Access Repositories (ROAR)	<input type="checkbox"/>	76.9%	30
Scirus	<input type="checkbox"/>	17.9%	7
Other (please elaborate):			13
		answered question	39
		skipped question	49

43. (E2) Are the contents of your digital repository listed in the following catalogues:			
		Response Percent	Response Count
National/ regional catalogue		35.5%	11
OCLC		9.7%	3
Catalogue of our library		58.1%	18
Other		22.6%	7
Please name the national catalogue(s) or add any other comments:			15
answered question			31
skipped question			57

44. (E3) Is your digital repository linked to printing-on-demand services?			
		Response Percent	Response Count
Yes		13.6%	6
No		79.5%	35
No, but we plan such a service in the future		6.8%	3
Please comment:			2
answered question			44
skipped question			44

45. (E4) Does your digital repository display usage statistics for each digital item?				
			Response Percent	Response Count
Yes			32.6%	15
No			34.8%	16
No, but we plan to in the future			32.6%	15
			Please comment:	1
			<i>answered question</i>	46
			<i>skipped question</i>	42














46. (E5) Does your digital repository offer personal services for the depositing researchers, such as an automatically generated publication list, or an author home page?				
			Response Percent	Response Count
Yes			37.0%	17
No			39.1%	18
No, but we plan such a service in the future			23.9%	11
			Please comment:	3
			<i>answered question</i>	46
			<i>skipped question</i>	42

47. (E6) Are there other services existing or planned based on your digital repository?			Response Percent	Response Count
Yes			47.7%	21
No			43.2%	19
Don't know			9.1%	4
Please comment (if possible with example and/or URL):				5
			<i>answered question</i>	44
			<i>skipped question</i>	44

48. (E7) Which services do you feel should have priority for further development at an international scale? (Please tick a maximum of 3 items)			
		Response Percent	Response Count
general search engines/gateways/portals		34.1%	15
disciplinary/ thematic search engines/gateways/portals/repositories		27.3%	12
advisory services (technical aspects)		18.2%	8
advisory services (Open Access advocacy)		29.5%	13
cataloguing or metadata creation/ enhancement services		20.5%	9
citation index services		27.3%	12
personal services for the depositing scientists		15.9%	7
preservation services		34.1%	15
printing-on-demand services		6.8%	3
publishing services		13.6%	6
repository hosting services		4.5%	2
research assessment/evaluation services		11.4%	5
usage statistics services		25.0%	11
other services		2.3%	1
	Please comment:		1
	answered question		44
	skipped question		44

49. (F1) What do you see as the most important STIMULANTS for the development of the digital repository and its content at your institution?










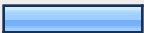

(Please tick a maximum of 3 items.)

		Response Percent	Response Count
our simple and user-friendly depositing process		31.8%	14
our institutional policy of mandatory depositing		31.8%	14
our institutional policy of accountability		11.4%	5
the requirements of research-funding organisations in our country regarding depositing research output in Open Access repositories		15.9%	7
awareness-raising efforts among the academics in our institution		31.8%	14
increased visibility and citations for the publications of the academics in our institution		56.8%	25
interest from the decision makers within our institution		27.3%	12
our clear guidelines for selection of material for inclusion		4.5%	2
our policy to safeguard the long-term preservation of the deposited material		13.6%	6
integration/linking of the digital repository with other systems in our institution		11.4%	5
financial support from a national funding programme for the digital repository in our institution		4.5%	2
coordination of a national body for digital repositories		4.5%	2
search services as provided by national and international gateways		4.5%	2

the situation with regard to copyright of (to be) published materials and the knowledge about this among academics in our institution	<input type="checkbox"/>	6.8%	3
other	<input type="checkbox"/>	6.8%	3
Please comment:			1
answered question			44
skipped question			44

50. (F2) What do you see as the most important INHIBITORS for the development of the digital repository and its contents in your institution?

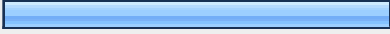
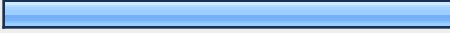


(Please tick a maximum of 3 items.)

		Response Percent	Response Count
lack of a simple and user-friendly depositing process		9.3%	4
lack of an institutional policy of mandatory depositing		48.8%	21
lack of an institutional policy of accountability		30.2%	13
lack of requirements of research funding organisations in our country regarding depositing research output in Open Access repositories		39.5%	17
lack of awareness-raising efforts among the academics in our institution		30.2%	13
lack of support for increased visibility and citations for the publications of the academics in our institution		4.7%	2
lack of interest from the decision makers within our institution		32.6%	14
lack of clear guidelines for selection of material for inclusion		2.3%	1
lack of a policy to safeguard the long-term preservation of the deposited material		0.0%	0
lack of integration/linking of the digital repository with other systems in our institution		7.0%	3
lack of financial support from a national funding programme for the digital repository in our institution		20.9%	9
lack of coordination of a national body for digital repositories		9.3%	4

lack of search services as provided by national and international gateways		4.7%	2
the situation with regard to copyright of (to be) published materials and the knowledge about this among academics in our institution		32.6%	14
other		2.3%	1
Please comment:			1
answered question			43
skipped question			45





51. (F3) How successful do you think your repository has been in achieving the following benefits?						
	Very successful	Quite successful	Not very successful	Not at all successful	Not sure	Response Count
Enhancing the visibility and increasing dissemination of the institution's scholarship	44.2% (19)	39.5% (17)	9.3% (4)	2.3% (1)	4.7% (2)	43
Providing free, open and timely access to the institution's scholarship	46.3% (19)	36.6% (15)	12.2% (5)	2.4% (1)	2.4% (1)	41
Preserving and providing long term access to the institution's scholarship	27.9% (12)	53.5% (23)	11.6% (5)	0.0% (0)	7.0% (3)	43
Preserving and providing stewardship of the institution's scholarship	15.8% (6)	39.5% (15)	28.9% (11)	5.3% (2)	10.5% (4)	38
Educating faculty about open access	7.3% (3)	36.6% (15)	31.7% (13)	17.1% (7)	7.3% (3)	41
Educating faculty about copyright	2.4% (1)	28.6% (12)	42.9% (18)	19.0% (8)	7.1% (3)	42
Educating faculty about scholarly communication in general	9.5% (4)	31.0% (13)	38.1% (16)	11.9% (5)	9.5% (4)	42
If you wish to add further details, please do so here:						2
answered question						43
skipped question						45

52. (F4) What challenges has your institution faced in implementing, promoting and running the repository?						
	Major challenge	Challenge	Not much of a challenge	Not a challenge	Don't know or not applicable	Response Count
Content recruitment	41.9% (18)	37.2% (16)	14.0% (6)	4.7% (2)	2.3% (1)	43
Staffing issues	20.5% (8)	30.8% (12)	30.8% (12)	15.4% (6)	2.6% (1)	39
Engendering faculty awareness and engagement	28.6% (12)	50.0% (21)	11.9% (5)	4.8% (2)	4.8% (2)	42
Communicating with faculty about the repository	19.0% (8)	40.5% (17)	28.6% (12)	9.5% (4)	2.4% (1)	42
Copyright issues	23.8% (10)	42.9% (18)	28.6% (12)	4.8% (2)	0.0% (0)	42
Securing adequate funding and other resources	19.5% (8)	46.3% (19)	24.4% (10)	4.9% (2)	4.9% (2)	41
Integrating the repository into workflow and other existing structures	30.2% (13)	34.9% (15)	18.6% (8)	7.0% (3)	9.3% (4)	43
If you wish to add further details, please do so here:						2
<i>answered question</i>						43
<i>skipped question</i>						45

53. (F5) In what ways have you marketed your repository to faculty and scholars? (Please check all that apply.)			
		Response Percent	Response Count
providing training sessions		59.5%	25
speaking at departmental and other faculty meetings		69.0%	29
creating and distributing brochures or other informational material		45.2%	19
publishing information in newsletters or other local publications		61.9%	26
		other (please describe):	6
		answered question	42
		skipped question	46

54. (F6) In your opinion, what issue should be highest on the priority list for the further development of digital repositories in developing and transitions countries?		
[SEE SUMMARY REPORT FOR LISTING OF RESPONSES]		Response Count
		33
		answered question
		33
		skipped question
		55

55. (F7) Are there any other issues on which you would like to comment?		
[SEE SUMMARY REPORT FOR LISTING OF RESPONSES]		Response Count
		20
		answered question
		20
		skipped question
		68

56. (G1) My institution is best described as:			Response Percent	Response Count
University			68.3%	28
College			4.9%	2
Governmental research institution			19.5%	8
Other non-governmental research institution			7.3%	3
Other (please elaborate):				6
			<i>answered question</i>	41
			<i>skipped question</i>	47