

AN ANALYSIS OF THE ATTITUDES OF A SELECTED SAMPLE
OF PARENTS OF KANSAS HIGH SCHOOL SENIORS TOWARD THE HIGH SCHOOL
ATTENDED BY THEIR CHILDREN AND A STUDY OF THE RELATIONSHIPS
BETWEEN THESE ATTITUDES AND SEVERAL FACTORS RESIDENT IN THE
SCHOOL, IN THE PARENTS, AND IN THE COMMUNITY

by

Ramon L. Charles
A. B., University of Wichita, 1945
M. S., University of Kansas, 1949

Submitted to the School of
Education and the Faculty
of the Graduate School of
the University of Kansas in
partial fulfillment of the
requirements for the degree
of Doctor of Education

1953
Charles
2

Redacted Signature

Redacted Signature

Redacted Signature

September, 1953

Acknowledgments

The writer wishes to express his sincere appreciation to the members of his graduate advisory committee.

A special acknowledgment is due Dean Kenneth E. Anderson who gave so much time and encouragement to the writer during the carrying out of this study.

Another special acknowledgment is tendered the family of the writer. Without the encouragement and patience of the writer's wife and daughters, this thesis could not have been.

Ramon L. Charles

TABLE OF CONTENTS

	Page
LIST OF TABLES	vi
LIST OF FIGURES	viii
 Chapter	
I. PURPOSES OF STUDY AND REVIEW OF THE LITERATURE	1
Introduction	1
Purposes of the Study	3
Review of the Literature	8
Summary	19
II. PROCEDURE	21
Description of the Instrument Used	21
Techniques of Conducting Study	34
Summary	44
III. METHODS OF ANALYSIS	46
Introduction	46
Methods of Analyses	48
Statistical Test Used	48
Size of the School	51
Tenure of School Administrators	52
Salaries of Teachers	52
Teacher Tenure	53
Family Income	53
Relationship of Respondent	54
Ownership of Home	55
Attendance at School Functions	55
Voting in Last School Election	56
School Visitation During Past Year	56
Summary	57
IV. RESULTS	59
Introduction	59
Results	60
Attitudes and Opinions of Parents	60
Association of Selected Factors With Parental Responses	64
Summary	76

	Page
V. CONCLUSIONS AND RECOMMENDATIONS	79
Introduction	79
Conclusions	80
Percentages of Favorable Responses	80
Factors Associated With Responses	80
Enrollment	81
Tenure of Administrator	82
Average Teacher Salary	83
Average Teacher Tenure	83
Family Incomes	84
Relationship of Respondents to Seniors	85
Ownership of Home	85
Attendance at School Functions	86
Voting in Last School Election	87
Classroom Visitation	87
Recommendations	88
Enrollment	88
Tenure of Administrators	88
Average Teacher Salary	89
Average Teacher Tenure	89
Family Income	89
Relationship of Respondent	89
Ownership of Home	89
Attendance at School Functions	89
Voting in Last School Election	90
Classroom Visitation	90
Summary	90
Conclusions	90
Qualifications	92
Recommendations	96
Boards of Control	96
Administrators	97
Administrators and Teachers	97
BIBLIOGRAPHY	98
APPENDIX A: INTRODUCTORY LETTER TO SCHOOLS, TENTATIVE COPY OF QUESTIONNAIRE, FIRST LETTER TO COOPERATING SCHOOLS, AND FINAL COPY OF QUESTIONNAIRE	99
APPENDIX B: SAMPLE COPIES OF OTHER QUESTIONNAIRES DEALING WITH PARENT OPINION	104

	Page
APPENDIX C: RAW DATA FROM A SAMPLE OF 999 SETS OF PARENTS OF SENIORS IN 99 KANSAS HIGH SCHOOLS	124
APPENDIX D: COMMUNICATIONS TO SCHOOLS	206
APPENDIX E: TYPICAL RESPONSES TO ITEM 64	213
ABSTRACT OF THE THESIS	224

LIST OF TABLES

Table	Page
1. Responses of Parents to Certain Selected Items in the Michigan Study	9
2. Responses of Parents to Certain Selected Items in the Michigan Study	10
3. Responses of Parents to Certain Selected Items in the Palo Alto Study	11
4. Geographic Distribution of High Schools in Kansas (By Numbers)	39
5. Geographic Distribution of High Schools in Kansas (By Percentage)	39
6. Enrollment of Schools in the Sample	42
7. Responses of 999 Sets of Parents to Each Item in the Questionnaire	60
8. Mean Percentages of Responses Indicating Satisfaction	64
9. Tests of Significance of Differences in Percentages of Responses Indicating Satisfaction with Schools from Parents Whose Children Attended the Upper and Lower Quarters of the Schools in Terms of Enrollment	66
10. Tests of Significance of Differences in Percentages of Responses Indicating Satisfaction with Schools from Parents Whose Children Attended Schools Where Administrator Has Been on Job Four Years or More and Two Years or Less	67
11. Tests of Significance of Differences in Percentages of Responses Indicating Satisfaction with Schools from Parents Whose Children Attended Schools Where Average Teacher Salary is Above Median and Below Median for Sample	68
12. Tests of Significance of Differences in Percentages of Responses Indicating Satisfaction with Schools from Parents Whose Children Attended Schools Where Average Teacher Tenure is Three Years or Over and Where Average Teacher Tenure is Less Than Three Years	69
13. Tests of Significance of Differences in Percentages of Responses Indicating Satisfaction with Schools from Parents Whose Annual Incomes Were Above \$5000 and from Those Parents Whose Annual Incomes Were Below \$3000	70

Table	Page
14. Tests of Significance of Differences in Percentages of Responses Indicating Satisfaction with Schools from Fathers as Compared with Such Responses from Mothers	71
15. Tests of Significance of Differences in Percentages of Responses Indicating Satisfaction with Schools from Parents Who are Home Owners as Compared with Such Responses from Parents Who are Renters	72
16. Tests of Significance of Differences in Percentages of Responses Indicating Satisfaction with Schools from Parents Who Have Attended School Functions Within Past Year and From Those Parents Who Have Not Attended Such Functions	73
17. Tests of Significance of Differences in Percentages of Responses Indicating Satisfaction with Schools from Parents Who Voted in Last School Election as Compared with Such Responses from Those Parents Who Did Not Vote in that Election	74
18. Tests of Significance of Differences in Percentages of Responses Indicating Satisfaction with Schools from Parents Who Have Visited Classes in Past Year as Compared with Such Responses from Parents Who Did Not Visit Classes	75
19. Summary of the "X" Values of Differences in Percentages of Responses Indicating Satisfaction in Each of the Areas and on the Total Questionnaire	77

LIST OF FIGURES

Figure	Page
1. Division of the state into quadrants	38

CHAPTER I

PURPOSES OF STUDY AND REVIEW OF THE LITERATURE

Introduction

As improved methods and techniques of communication and transportation have resulted in a more closely knit social structure, it is only natural that a great portion of our population has become more interested in the ramifications of that social structure. At no previous time in social history have so many people been so interested in and conversant with as many facets of society as today. Concomitant with these developments has come an increased respect for the opinions and interests of persons in all social strata.

The public opinion poll has been used with increasing frequency during the past quarter century. Representatives of the social agencies are becoming increasingly aware of the importance of the opinions and attitudes of their publics. This trend is noticeable in education as well as in other fields.

Public opinion is a very potent force in determining the success or failure of any given school in any given community. The school administrator who ignores this force is choosing a plan of administration that can at best only haphazardly achieve its maximum degree of influence in that community. Such a plan is not designed to promote acceptance, by patrons, of either the local school in particular or of the profession in general.

This is not meant to imply that the professionally trained educator should turn the administration of the schools over to laymen. The majority of people outside the teaching profession are not qualified for, nor interested in, usurping the roles of teachers and administrators. They are interested, however, in understanding that valid and valuable educational experiences are provided for their children. The administrator who completely ignores these parental desires and attitudes is acting as unwisely as the one who relies too heavily on this resource. The administrator who is wise enough to call on the school patrons for the right amount and type of community assistance and advice has already learned a valuable lesson in school administration.

Since any progress in education is dependent upon public support and understanding, it is imperative that the patrons of a school be kept informed as to the activities taking place at the school. It is just as important for the school administrator to know the attitudes and opinions the patrons hold toward the local school. If administrators keep informed as to the nature of the attitudes and opinions held by the patrons they are in a much more advantageous position. Not only can this information be used in curriculum planning but it also serves as a guide in planning the public relations program of the school.

All curricula do not need to be patterned according to the likes and dislikes of the school patrons. It should not be forgotten, however, that the patrons of any given school have had considerable and varied experience in the types of activities the school is preparing the youth to enter. Some of these experiences have been successful and

others have not. Regardless of the degree of success or failure of the experiences the patrons have had in these many fields of enterprise, they have formulated attitudes and opinions relative to the type of training needed for such activities. They know, or at least feel they know, what they want their schools to do for their children. The patrons' ideas as to the success or failure of the local school is in large measure dependent on how adequately they feel the school is doing these things.

If these patron attitudes and opinions are not valid and sound, the school administrator has an obligation to attempt to educate his public. This does not mean that any attempts should be made to indoctrinate the patrons. It does mean, however, that the administrator is responsible for adequate interpretation of the local school program to the local school public. This can be done much more efficiently and effectively if the administrator is conversant with the nature of these attitudes and opinions.

This study was undertaken in an effort to develop a technique for determining what these attitudes and opinions may be. It was also hoped that some ideas could be gained as to the effect of certain selected factors, both school and non-school, on the nature and intensity of these attitudes and opinions.

Purposes of the Study

Two separate and clearly defined objectives have served as the goals of this study. The attainment of each of these objectives was equally important in determining the final worth of the study. The objectives sought for in this study were:

1. What attitudes and opinions did the parents of students

in Kansas high schools hold regarding the schools their children attended during the school year, 1952-53?

2. Which of certain selected factors, both school and non-school, were associated with these attitudes and opinions?

A study of these objectives reveals that the attainment of the first objective is basic to the solution of the second. Before one determines what factors are associated with attitudes and opinions, one must first determine the nature of those attitudes and opinions.

It should be stated at the outset that the attitudes and opinions of the parents in this study are not to be taken as criteria by which a school may be evaluated. No such claim is made for the questionnaire used in this study or for the results obtained therefrom. The purposes of the study were to appraise a stated set of attitudes and opinions of a selected sample of parents and to learn, insofar as possible, which of the selected factors were associated with the opinions and attitudes. Nothing more has been or will be claimed for the results of this study. It was felt that these qualifications should be stated and understood at the outset and kept in mind when interpreting the results of the various analyses.

As is explained in more detail, in a later chapter, the study was not as extensive as might be supposed from the title. This was not a study of the attitudes and opinions of all parents in the State of Kansas. It was not even a study of the attitudes and opinions of all parents of school children or even of all parents of high school students. It was limited to the attitudes and opinions of parents of high school seniors in a selected sample of high schools throughout the state. The reasons for the selection of these particular schools are also discussed in a later chapter.

The parents of high school seniors comprise a sizeable portion of the total body of patrons of a given school, and since the parents of high school seniors have had four years to formulate attitudes and opinions regarding their school, it is felt that these results will be worthy of study. In a typical secondary school situation the seniors have been exposed longer to a given school environment than any other students, and their parents should, all other factors being equal, be in a better position to appraise the school experiences undergone by their children than any other set of parents would be. It is felt that the results of this study will help school teachers, administrators and boards of control to be in a position to perform more intelligently the functions of their various positions.

It is granted, of course, that many non-parents are also included in the population of school patrons in any given high school district. It is also granted that the parents of seniors comprise less than one-fourth of the parents of students in the typical four-year secondary school. The attitudes and opinions of the parents of seniors in a given high school may or may not be representative of the attitudes and opinions of all patrons of a given school. They may or may not be representative of the attitudes and opinions of all the parents of children in the school. Consequently, no claims will be made regarding the representativeness of the attitudes and opinions.

In this type of study the only way to guarantee that the results are truly representative would be to poll the parents of each senior in the state. Since such an extensive coverage would be beyond the scope of this study, a sample of the parents of high school students in the state was drawn. Every possible attempt was made to select

this sample in such a way as to insure as high a degree of representativeness as possible. The details of the sampling techniques employed are discussed in Chapter II. Suffice it to say, at this point, that any lack of representativeness on the part of the sample is probably due to random errors only.

As stated earlier in this chapter, the first objective of this study was to determine what a selected sample of parents of high school seniors in Kansas thought of high schools attended by their children during the school years, 1952-53. Assuming that the instrument used in this study was appropriate for the task at hand, the method of attack on the first objective was rather simple. It must be pointed out that the responses obtained from the parents are responses to a structured situation. Perhaps the attitudes and opinions might have been more valid had the responses been unstructured. The difficulty of obtaining unstructured responses for such a large sample of parents tip the balance in favor of a structured instrument. The parents were asked to express their attitudes and opinions by checking the appropriate responses on the questionnaire. A simple tabulation of these responses was all that was necessary to study the nature of these attitudes and opinions.

This finding was, of course, of prime importance in itself. School administrators can gain much in a study of their entire educational program by a consideration of these findings. Since these findings, however, were not different to any great degree from what might have been expected, one might question the necessity of so extensive a study. By the application of the principles of good public relations, most administrators can learn the general nature of the

attitudes and opinions of their patrons toward the school program. The administrator, though, regardless of the efficiency of his public relations program, will only know the status quo of these attitudes and opinions. He cannot predict what the feelings may be in the future by merely acquainting himself with the nature of the public his school will be serving.

The second objective, as stated earlier in this chapter, was to study the association of certain selected factors, both school and non-school, with these attitudes and opinions. In other words, the administrators can identify some of the factors related to the feelings parents have about the school.

A set of ten factors was selected for study. The factors to be taken into consideration are discussed at length in Chapter III, but are listed here to orient the reader to the scope of the second objective of the study. By studying the relation of each of these factors with the responses, the administrator may be in a better position to appraise the attitudes and opinions of the patrons of the school. The presence or absence of a relationship of these factors with parental opinions can easily be determined by any administrator for his school. Assuming that the sample used in this study is representative of the total population of parents in the state, the administrator can translate these findings to his own school and community situation with considerable profit. These ten factors were as follows:

1. Number of pupils enrolled in the school.
2. Length of tenure of the school administrator.
3. Mean salary of teachers in the school.
4. Average teacher tenure.
5. Mean annual income of responding family.

6. Relationship of respondent to senior in question.
7. Respondent's ownership of home.
8. Attendance at school functions within past year.
9. Respondent's exercise of franchise in last school election.
10. Visitation of school by respondent within past year.

It was the achievement of this second objective that made this study a valuable instrument for any administrator. As will be pointed out later, in greater detail, it was the achievement of this second objective that made this study worthwhile.

Review of the Literature

So far as the writer has been able to discover, no similar study has ever been made on a state-wide basis prior to this one. Even though some similar studies have been made simultaneously in several communities in a state, never before have the communities been so selected as in this study.

A study of parent opinions toward secondary schools was carried on in Michigan in 1951.¹ This study was carried on among parents of youngsters at all grade levels. Some of the items, in the questionnaire used, referred specifically to attitudes regarding the secondary schools. The respondents, however, had not, in each case, had children of their own in the secondary schools.

While the Michigan study was carried on with a much larger population than was the present study, no attempt was made to guarantee its representativeness. About 15,000 responses were obtained from twenty-one communities in Michigan. Some of the items and the responses to them, that are similar enough to the items and responses in this study, are shown in Tables 1 and 2.

¹ Michigan State Department of Public Instruction. Unpublished report of findings of study of parental attitudes toward public schools, 1951.

TABLE 1
RESPONSES OF PARENTS TO
CERTAIN SELECTED ITEMS
IN THE MICHIGAN STUDY

Item	Percentage		
	Yes	No	Sometimes
1. Do you believe the high school graduates of today are as well educated as high school youngsters when you were of that age?.....	<u>73.3</u>	<u>26.7</u>	
2. How do you feel about today's teachers? Do you consider them well-trained and up to date?.....	<u>90.0</u>	<u>10.0</u>	
3. Do you believe that salaries offered teachers today are sufficient to attract well-prepared, conscientious men and women to teaching jobs?.....	<u>24.1</u>	<u>75.9</u>	
4. In the past ten or twelve months, have you visited a public school?.....	<u>80.1</u>	<u>19.9</u>	
5. Do the teachers really make you feel at home when you visit classes?.....	<u>74.0</u>	<u>8.3</u>	<u>17.7</u>

Table 2 shows the percentage of parents checking the various items in response to the question: "All of us want our children to have a good education in the three R's, health, and perhaps some science. Beyond this, what would you insist on and be willing to pay for, even if it should add to your school tax bill? Check what you think should be provided."

The parents in the Michigan Study responded to this question: "Taking everything into consideration, what kind of a job would you say your public schools are doing in educating young people for these times?" The results indicated that 54.9 per cent felt the job was "good," 42.3 per cent felt that the job was "fair," and 2.8 per cent felt that the job was "poor."

TABLE 2

RESPONSES OF PARENTS TO
CERTAIN SELECTED ITEMS
IN THE MICHIGAN STUDY

Item	Percentage of Parents Checking the Item
1. Appreciation of and possible participation in music and art	<u>45.9</u>
2. Instruction in a vocation (job skill) of the pupil's choice	<u>72.6</u>
3. Home and family living (budget, buying, family relationships, child care, food and clothing)	<u>60.3</u>
4. Learning to drive a car	<u>33.6</u>
5. Opportunity for activity in school clubs ...	<u>32.6</u>
6. Public speaking	<u>45.5</u>
7. Ability to speak a foreign language	<u>25.6</u>
8. Competitive athletics	<u>37.8</u>
9. Understanding of the history and geography of our country and perhaps the world	<u>51.8</u>

A similar study was conducted in Palo Alto, California, in 1951.¹ The Palo Alto Education Council asked one hundred parents, chosen at random, to write answers to the following question: "What do you want the schools of Palo Alto to do for your children?"

Their answers were then combined into twenty-five statements embracing as many of the ideas as possible. These statements were then submitted to the parents of the 5,354 students in the Palo Alto schools. About 3,300 replies were received from these parents. Some of these statements and the parent reactions that are relevant for comparison with the findings in this study are shown in Table 3.

¹Wilford M. Akin, "What Do People Want From Their Schools?" Kiwanis Magazine, (May 1952) p. 28-29.

TABLE 3
 RESPONSES OF PARENTS TO
 CERTAIN SELECTED ITEMS
 IN THE PALO ALTO STUDY

Item	Percentage				
	Agree Strongly	Inclined to Agree	Unde- cided	Inclined to Disagree	Disagree Strongly
1. All pupils should be taught to recognize and respect the rights of other races and religions	90.19	7.99	1.29	.35	.16
2. The schools should develop in every pupil a strong sense of responsibility for the welfare of the school, community, state and nation.	84.89	12.75	1.32	.76	.26
3. Schools should instill the habit of prompt, cheerful obedience in all pupils ...	65.54	22.92	4.21	6.09	1.23
4. The school should provide an adequate staff of counselors able to help pupils with personal as well as school problems	48.09	30.06	9.47	9.53	2.85
5. Pupils should be permitted to participate in planned extra curricular activities, such as athletic games, school plays and clubs even though they may not be doing satisfactory work in their classroom studies	25.33	23.29	11.5	22.79	17.07
6. The school has no responsibility to help students choose a vocation	9.79	12.59	9.28	34.78	33.65
7. The school should emphasize preparation for such adult activities as family life, recreation, community improvement, etc.	41.47	32.87	11.44	10.56	3.67

Another study of this nature was carried on in 1951 in Jacksonville, Illinois.¹ Dr. Darrell R. Blodgett, Superintendent of Schools in Jacksonville at that time, carried on this study of opinions held by all parents having students in school, toward the public school system. The Jacksonville Parent-Teacher Association, the teachers, the administration, and the board of education all cooperated in this project.

The instrument used in this study was the Illinois Inventory of Parent Opinion.² The inventories were sent to the families of all pupils in the Jacksonville schools during the second semester of the 1950-51 school year. There were approximately 2300 pupils enrolled but since some families had more than one child in school, the number of separate families was about 1400. The following letter was sent to parents with the inventory:

February 23, 1951

Dear Parent:

You are requested to fill out the enclosed questionnaire to help us evaluate our school program. This is a joint project of the P.T.A., the teachers, and the school administration. We value your opinion of the school program as it affects your child. Your cooperation will be appreciated.

Fill out the questionnaire for your oldest child who is in school. Do not sign your name. Please return the questionnaire in the enclosed stamped envelope.

Yours very truly,

P.T.A. Council President

Superintendent of Schools

¹"What Do the Parents Think in Jacksonville, Illinois?" Jacksonville Public Schools, 1951.

²Harold C. Hand, G. C. Finlay, and A. J. Dolio, Illinois Inventory of Parent Opinion; New York; World Book Company, 1948.

About 50 per cent, or 700, of the sets of parents returned the inventories. The results of the study are given separately for the elementary, junior high, and senior high levels. The high school group responses are divided into two sets: those living in the school district and those living outside the district. Since the vast majority of the parents in the Kansas study lived in the districts of the high school attended by their children, the responses of only the resident parents in the Jacksonville study will be of interest here for purposes of comparison.

Twelve of the items included in the Illinois Inventory of Parent Opinion are given below. Also given are the responses of resident parents at the high school level for each of these items. The percentages shown are percentages of the approximately 700 respondents who indicated each response as their feeling on the issue in question.

1. In general, are you satisfied or dissatisfied with the school your oldest child is attending?

Very well satisfied.....	25 per cent
Satisfied.....	55
About half and half.....	16
Dissatisfied.....	1
Very much dissatisfied.....	1
I have no opinion.....	1
No response.....	1

2. In general, are your child's teachers too changeable in their discipline (sometimes too strict, sometimes not strict enough) to suit you?

Yes.....	14 per cent
Uncertain.....	36
No.....	47
No response.....	3

3. Do differences in discipline among the different teachers (some too strict, others not strict enough) keep your child from getting as much as he could from his school work?

Yes.....	12 per cent
----------	-------------

Uncertain.....	30 per cent
No.....	54
No response.....	4

4. In general, is the discipline in your child's school too strict or not strict enough?

It is much too strict.....	1 per cent
It is too strict.....	1
It is about right.....	61
It is not strict enough.....	22
It is nowhere near strict enough..	2
I have no opinion.....	10
No response.....	3

5. Should the school try to give the children help with the social problems they face in everyday life?

Yes.....	85 per cent
No.....	6
Uncertain.....	8
No response.....	1

6. Are you treated as well as you think you ought to be treated when you visit the school?

Yes.....	79 per cent
Sometimes yes, sometimes no.....	9
No.....	2
I have never visited school.....	0.5

7. How many of the teachers welcome your visits to your child's school?

All or almost all.....	49 per cent
Most.....	24
About half.....	4
Few.....	6
None or almost none.....	1
I have never visited my child's school.....	12
No response.....	4

8. Are you satisfied or dissatisfied with the teaching methods used in your child's school?

Very well satisfied.....	15 per cent
Satisfied.....	59
About half and half.....	17
Dissatisfied.....	3
Very much dissatisfied.....	1
I have no opinion.....	3
No response.....	2

9. Some people feel that the only way the schools can keep up their services they are now giving is to increase taxes. If this turns out to be true, should taxes be increased or school services be cut?

I strongly feel taxes should be increased.....	24 per cent
I am inclined to feel taxes should be increased.....	35
I am not sure.....	30
I am inclined to feel school services should be cut.....	6
I strongly feel school services should be cut.....	3
No response.....	2

10. Which, if any, of the following things would you like to see the school do more about?

More emphasis on teaching children to get along with others.....	61 per cent
More chances for all children to learn sports and recreational activities.....	37
More attention to the problems of family life.....	43
More attention to the problems of city, state and national government.....	46
More study of how to use money wisely.....	61
More attention to reading.....	38
More attention to arithmetic.....	26
More attention to public and social speaking.....	44
More study by teachers of abilities, aptitudes and interests of all children as a basis for helping them choose and prepare for their life work..	57
More art education.....	5
More music education.....	11

11. How do you feel about the extent to which the public should provide tax money so that every child, regardless of his physical handicaps, race, creed, or the financial condition of his parents, has the opportunity to get an education suited to his abilities and effort?

All necessary textbooks and supplies.....	78 per cent
Medical treatment, if necessary...	68
Eyeglasses, if necessary.....	60

Hearing aids, if necessary.....	56 per cent
Hot lunches.....	60
Tickets to athletic games, dances, parties, etc.....	31

12. Do you feel that teachers are paid too much or too little for the work they are expected to do?

I feel very strongly that teachers are paid too much.....	1 per cent
I am inclined to feel teachers are paid too much.....	1
Teachers are paid about the right amount.....	30
I am inclined to feel teachers are not paid enough.....	35
I feel very strongly teachers are not paid enough.....	19
I have no opinion.....	9
No response.....	5

Another such study worthy of mention in a review of the literature related to this question was carried on at Fort Scott, Kansas, in 1950. This study was conducted by the Bureau of Education Research and Service of the University of Kansas. It was directed by Dr. J. W. Twente, Professor of Education, with the assistance of Dr. Kenneth E. Anderson and Dr. E. Gordon Collister.

The questionnaire used in the Fort Scott study was assembled by University staff members. The instrument contained an introductory letter, questions on twenty-eight phases of the school program, identification items and one item allowing for self-expression by the respondent. The title of the questionnaire is: "What Do You Think of the Public Schools?" It was given to a child in each family represented in the entire system, who in turn took it home for the parents to fill out. The children returned the questionnaire to their respective teachers.

The introductory letter contained on the first page of the

questionnaire is as follows:

Dear Parents:

PLEASE READ THIS PARAGRAPH:

Your child has brought to you this check sheet. It is part of the survey being conducted for your school system by the Bureau of Educational Research and Service of the University of Kansas. You are asked to fill out this check sheet by placing an (X) after ONE of the three possible answers to each question. When you have finished, place the sheet in the same envelope, seal it, and return it to school with your child as the messenger. Do not sign your name on this paper.

Some of the items included in the study relevant to this study were:

1. From what you know or hear about your public schools, would you say that:

Classroom conduct and discipline are satisfactory?..... Yes ___ No ___ Don't Know ___
The present method of teaching fundamental subjects is better than when you went to school?..... Yes ___ No ___ Don't Know ___

2. Would you say that your public school teachers are paid:

Too much?..... Yes ___ No ___ Don't Know ___
About right?..... Yes ___ No ___ Don't Know ___
Too little?..... Yes ___ No ___ Don't Know ___

3. Did you vote:

In the last school election?..... Yes ___ No ___ Don't Know ___

4. Do you think that your public schools should provide the student with:

Personal guidance?..... Yes ___ No ___ Don't Know ___
Vocational (job) guidance?..... Yes ___ No ___ Don't Know ___
Educational guidance?... Yes ___ No ___ Don't Know ___

5. Do you feel that the school should provide:

All books and supplies?. Yes ___ No ___ Don't Know ___

- Free admission to
athletic games?..... Yes ___ No ___ Don't Know ___
- Free of charge such
activities as dances,
parties, etc.?..... Yes ___ No ___ Don't Know ___
- All athletic equipment?. Yes ___ No ___ Don't Know ___
- All musical instru-
ments?..... Yes ___ No ___ Don't Know ___
- Medical services for
the needy?..... Yes ___ No ___ Don't Know ___
- Dental services for the
needy?..... Yes ___ No ___ Don't Know ___
- Eye glasses for the
needy?..... Yes ___ No ___ Don't Know ___
- Hearing aids for the
needy?..... Yes ___ No ___ Don't Know ___
6. Do you like the present system of reporting:
- Rupil progress?..... Yes ___ No ___ Don't Know ___
7. Have you had a conference with the teacher about your child:
- This year?..... Yes ___ No ___ Don't Know ___
- Last year?..... Yes ___ No ___ Don't Know ___
8. Do you feel that the school is helping your child to:
- Develop effective health
habits?..... Yes ___ No ___ Don't Know ___
- Develop high ideals and
suitable moral code?. Yes ___ No ___ Don't Know ___
- Develop a broader under-
standing of social
and economic
problems?..... Yes ___ No ___ Don't Know ___
9. Who answered this questionnaire? Check one.
- Father..... _____
- Mother..... _____
- Both Father and Mother.. _____

The exact percentages are not given here but the results of
the Fort Scott study revealed a favorable attitude on the part of
parents toward the Fort Scott public schools.

Summary

Each of the above studies has much to commend it. Each was born out of necessity to determine certain facts about a certain school system or group of systems and each seems to have accomplished its purpose. Mention has been made of each of these studies with a summary of some of the more relevant responses for two reasons. First of all, the type of questionnaire used and the techniques employed were very similar to those of the current Kansas study. Secondly, because of the two facts mentioned above, the findings in the earlier studies and the current study are amenable to comparison.

The results of these earlier studies are not being shown here in an effort to validate the findings of this study. The fact that responses to similar items are very much alike in Kansas and in Michigan does not insure the validity of the responses in either state. On the other hand, neither would dissimilarity of responses serve to question the validity of either set of findings.

Some specific facts should be mentioned in an evaluation of the related literature, as compared to the current study. There are three reasons why the findings of the current study may be of more significance to students of education than the findings of earlier studies.

First of all, the scope of coverage of the earlier studies has not, in any case, been as extensive as in the case of the Kansas study. The Palo Alto, Jacksonville and Fort Scott studies were each confined to a single school system. While covering a much larger population, the Michigan study was confined to twenty-one school systems. By using different sampling techniques, the same number of

responses might have been so selected as to be representative of several hundred communities.

Secondly, for the reasons mentioned above and because of the previously established purposes of the studies, none of the others is representative of the responses in an entire state. The sampling technique used in the Kansas study was so designed so as to insure, insofar as is possible, that the findings would be representative of the entire state.

Third, and perhaps most important of all, none of the earlier studies attempted to relate school and non-school factors with the parental opinions of the schools. The other studies are merely of the normative survey type and only disclose the status quo as it exists.

The factors under consideration in this study were:

1. Number of pupils enrolled in the school.
2. Length of tenure of the school administrator.
3. Mean salary of teachers in the school.
4. Average teacher tenure.
5. Mean annual income of responding family.
6. Relationship of respondent to senior in question.
7. Respondent's ownership of home.
8. Attendance at school functions within past year.
9. Respondent's exercise of franchise in last school election.
10. Visitation of school by respondent within past year.

Because of these three reasons it is felt by the writer that the current study will furnish much more valuable data for use in the evaluation of school systems than can be obtained by the methods and techniques of earlier writers.

CHAPTER II

PROCEDURE

Description of the Instrument Used

The questionnaire used to determine the attitudes and opinions of parents of high school seniors regarding the schools their children attended was devised by the writer for this study. A study of several similar instruments indicated the necessity of either making several adaptations for local peculiarities or the construction of a special one for this study. The latter alternative was decided upon as the most feasible practice to follow in carrying out this study. Appendix A contains a copy of this inventory entitled: "What Do Parents Think About Kansas High Schools?"

Two instruments were studied intensively to gather ideas to use in the construction of the questionnaire that was developed, namely: The Illinois Inventory of Parent Opinion and the Michigan State Department of Public Instruction's How Would You Answer This?

Two others were studied, namely: the one developed by the Augusta Public Schools of Augusta, Kansas, and the one assembled by the Bureau of Educational Research and Service of the University of Kansas. The questionnaires were entitled: What the Schools Should Teach and What Do You Think of the Public Schools? Copies of all four of these questionnaires are to be found in Appendix B of this thesis.

The questionnaire developed for this study has been given

the title: "What Do Parents Think About Kansas High Schools?" It opened with an introductory letter of explanation at the beginning which reads as follows:

This is a cooperative study being carried on in Kansas this school year. Your local high school, the State Department of Public Instruction, and the State Board for Vocational Education are all cooperating in it. The purpose of this study is to determine how you, as a parent, feel about the job your local high school is doing for your child. You are asked to check (✓) each of the following questions in the "Yes," "No," or "Can't Say" column, according to how well you feel your local school is doing. For questions 62 and 63 you are asked to merely check (✓) the correct response or responses. On question 64, please feel free to make whatever comments you desire about your school or about this questionnaire.

Do not sign your name to this questionnaire. We are not interested in a response of a given individual, but rather in the total responses for each particular school in the name of your high school at the top of this sheet. This is for purposes of identification according to school, and not according to the individual filling out the questionnaire.

We hope you will feel free to make an honest appraisal of your school. Since your response can in no way be identified as belonging to you, you may rest assured of its being kept in strict confidence. After you have completed the questionnaire, place it in the accompanying self-addressed, franked envelope and return it to this office. Thank you in advance for the help you can give us in this study.

This letter, in addition to the explanation given by the principal to the students, seemed sufficient orientation for the parents as to the purposes and aims of the study. This, of course, may not be as good a way to interpret and explain the study to the parents as through the use of a personal interview. Because of the number of parents involved, and because they were living over the entire state of Kansas, the technique of the personal interview with each parent was not practical or possible within the school year.

The instrument itself was made up of sixty-four separate items. Sixty-three of these items had three alternative answers. The

parent was asked to check each of the first sixty-three items by checking (✓) the blank in the desired Yes, No, or Can't Say column.

The sixty-four items fall quite naturally into five different types. These types are:

1. General Attitudes
2. Basic Skills
3. Curriculum Enrichment
4. Achievement of Educational Aims
5. Extension of Free Services

Items 1 and 2 and items 10 through 25 are of a general nature and will hereafter be referred to as the General Attitude Items. An attempt was made in the selection of these items to have as many phases of the total school picture as possible without being too specific in any particular area. A special effort was made in these items to include those points about which parents seem most ready to converse. No objective criteria were used in the selection of these items. The experience of the writer and experiential backgrounds of others with whom he consulted seemed to give credence to the appropriateness of these items insofar as that particular purpose was concerned.

Items 1 and 2, and items 10 through 25 are listed below as they appeared on the questionnaire.

	<u>Yes</u>	<u>No</u>	<u>Can't Say</u>
1. In general, are you satisfied with the high school your child attends?... 1.	_____	_____	_____
2. In your opinion, are the high school graduates of today as well educated as the high school graduates of twenty-five years ago?..... 2.	_____	_____	_____
10. Do you think teacher's salaries are high enough?.....10.	_____	_____	_____
11. Would you be in favor of raising teachers' salaries, even if it meant an increase in your school taxes?.....11.	_____	_____	_____

- | | <u>Yes</u> | <u>No</u> | <u>Can't
Say</u> |
|--|------------|-----------|----------------------|
| 12. Have you talked with any of your child's teachers within the past twelve months about his progress in school?.....12. | _____ | _____ | _____ |
| 13. Did you vote in the last school election?.....13. | _____ | _____ | _____ |
| 14. Do you feel welcome when you visit the high school your child attends?..14. | _____ | _____ | _____ |
| 15. Do you feel teachers in your child's school are as well trained as were the high school teachers of twenty-five years ago?.....15. | _____ | _____ | _____ |
| 16. In Kansas all children are required to attend school until they complete the eighth grade or until they reach their sixteenth birthday if they are physically and mentally able to do so. Do you think this is a good requirement?.....16. | _____ | _____ | _____ |
| 17. Have you attended any school event, such as basketball games, football games, plays or concerts, within the past twelve months?.....17. | _____ | _____ | _____ |
| 18. Do you think the teaching methods in the high school your child attends are as good as the teaching methods used in high schools of twenty-five years ago?.....18. | _____ | _____ | _____ |
| 19. Would you like to see more courses offered in your high school that would train your child in a job or trade at which he could earn his living?.....19. | _____ | _____ | _____ |
| 20. Would you like to have your child given more help by the high school in choosing his life work?.....20. | _____ | _____ | _____ |
| 21. Is the high school your child attends strict enough in its discipline?.....21. | _____ | _____ | _____ |
| 22. Would you like to have your child given more help by the high school in solving whatever personal, social and educational problems he may face?....22. | _____ | _____ | _____ |

- | | <u>Yes</u> | <u>No</u> | <u>Can't
Say</u> |
|--|------------|-----------|----------------------|
| 23. Do you feel that athletics are
being overemphasized in the school
your child attends?.....23. | _____ | _____ | _____ |
| 24. Are you satisfied with the grading
system used in the high school
your child attends?.....24. | _____ | _____ | _____ |
| 25. Have you visited any classes in the
school your child attends within
the past twelve months?.....25. | _____ | _____ | _____ |

The break in the list of General Attitude Items between items 2 and 10 was intentional so as to relieve the monotonous appearance of the questionnaire as well as providing more variety for the respondent.

The doing of a poor job in teaching facility in the use of the basic skills is one of the most common criticisms leveled at the public school teachers and administrators today. Almost any self appointed critic of secondary and elementary education today will decry the teaching of the three R's as they are taught today. For this reason, the parents of high school seniors were asked to express their views regarding the quality of this teaching in their local secondary schools. Seven items, 3 through 9, hereafter called the Basic Skill items, were included to serve as a measure of parent attitudes and opinions regarding the teaching of the basic skills.

An examination of these items will reveal that more than the three R's is included. There were two reasons for broadening the scope of this set of items. First of all, the basic skills today include more than reading, writing, and arithmetic. A list including only the usual three R's would probably provoke mainly negative feelings the parents may have had developed regarding the teaching of the three R's. Also, parents might be more likely to reflect the popular public

dissatisfaction with teaching in this area of the curriculum than to reflect their own feelings. By camouflaging these subjects in a longer list the writer thought it might encourage more reflective thinking on the part of the respondent. Items 3 through 9 as they appear in the questionnaire are shown below:

Are you satisfied with the job the high school your child attends is doing in teaching its students what they need to know in each of the following subjects?

		<u>Yes</u>	<u>No</u>	<u>Can't Say</u>
3. English.....	3.	_____	_____	_____
4. Mathematics.....	4.	_____	_____	_____
5. History.....	5.	_____	_____	_____
6. Science.....	6.	_____	_____	_____
7. Penmanship.....	7.	_____	_____	_____
8. Spelling.....	8.	_____	_____	_____
9. Reading.....	9.	_____	_____	_____

Many parents believe that the secondary schools should enrich their curricula far beyond the basic skill subjects. Practically all educators have shared this view and the years have seen many additions to the traditional college preparatory curricula of the earlier secondary schools.

Expansion in almost any area is a costly process. The broadening of the curriculum to include other offerings is no exception to this rule. Since extra money is required to broaden or enrich the curriculum the process is often attacked by those who are always looking for ways to cut expenditures regardless of the ultimate effect upon the program in question. For this, and other reasons, it was desirable for the parents to express their attitudes and opinions about some of the subjects and activities usually thought of as the ones included in an enriched curriculum.

In items 26 through 34, the parents were asked to indicate whether or not they would be willing to pay extra taxes, if necessary, to have these opportunities provided for their children. As can be seen from a cursory study of these items, they range from those of a very specific nature, such as vocational education, to the more abstract consideration of training in the responsibilities and privileges of citizenship. Items 26 through 34 are shown below as they appear in the questionnaire. These items are called Curriculum Enrichment items for purposes of this study.

The best possible education cannot be provided for your child or children without your financial and moral support. In addition to the basic subjects offered, look over the list below and check (✓) the opportunities you would want and would be willing to pay for in extra taxes, if necessary, for your child.

	<u>Yes</u>	<u>No</u>	<u>Can't Say</u>
26. More information about, and training in jobs of pupil's choice.....26.	_____	_____	_____
27. Information about home and family living.....27.	_____	_____	_____
28. Participation in interscholastic athletics.....28.	_____	_____	_____
29. Driver training.....29.	_____	_____	_____
30. Training in public speaking.....30.	_____	_____	_____
31. Participation in school clubs.....31.	_____	_____	_____
32. Training and participation in music and art.....32.	_____	_____	_____
33. Training in responsibilities and privileges of citizenship.....33.	_____	_____	_____
34. Training in use of foreign language..34.	_____	_____	_____

The more visionary and farsighted members of the education profession are continually evaluating their efforts and outcomes. Some

of these evaluations have been manifested in nationwide resurgences of dedication to duty. These rededications usually consist of the formulation of, and vows of obedience to, stated sets of principles and objectives. The "Cardinal Principles of Education,"¹ so widely espoused in the second decade of this century, was one example of such a set of objectives. The statement of the "Imperative Needs of Youth,"² so popular in the past two decades, is another example of such a set of principles. "Education for Life Adjustment,"³ and the "Ultimate Objectives of Education"⁴ are also examples of such evaluative movements.

Items 35 through 53 have been selected and included in this questionnaire to reflect the feelings of parents as to how well schools are achieving some of these objectives. Included in this set of items are all of the points included in the "Seven Cardinal Principles of Education," and the "Imperative Needs of Youth." The terminology in which these items are couched is not identical with the original statements of those principles and needs. A careful examination of the items will, however, reveal that all parts of both statements are included.

The nomenclature used in the original statements of each of these lists of objectives is preserved in this set of items. It may be that these terms are not easily interpreted by some persons outside the

¹National Education Association; Commission on the Reorganization of Secondary Education; The Cardinal Principles of Secondary Education; 1918.

²National Education Association; Educational Policies Commission; The Imperative Needs of Youth of Secondary School Age; 1944.

³National Commission on Education for Life Adjustment; Education for Life Adjustment; 1946.

⁴National Education Association; Educational Policies Commission; Ultimate Objectives of Education; 1938.

education profession. No attempt was made to adapt the terminology of the original statements of the "Cardinal Principles" and "Imperative Needs" to the language of the lay people. The set of parents to whom the inventory was submitted for their reactions is so heterogeneous that a choice of terminology suitable for one segment of the subject population would not necessarily be suitable for another. Hence no change has been sought in the level of vocabulary difficulty in the original lists. Items 35 through 53 are listed below as they appear in the instrument. The question preceding the list of items is intended to orient the thinking of the respondents. These items for purpose of this study are called Achievement or Educational Aims.

Are you satisfied with the job the high school your child attends is doing in teaching its students what they need to know in each of the following areas?

	<u>Yes</u>	<u>No</u>	<u>Can't Say</u>
35. Appreciation of the democratic way of life.....35.	_____	_____	_____
36. Ability to get along with others.....36.	_____	_____	_____
37. Information about jobs of the pupil's choice.....37.	_____	_____	_____
38. Appreciation of the value of money...38.	_____	_____	_____
39. Good sportsmanship.....39.	_____	_____	_____
40. Good citizenship.....40.	_____	_____	_____
41. Politeness and manners.....41.	_____	_____	_____
42. Discipline.....42.	_____	_____	_____
43. Worthy use of leisure time.....43.	_____	_____	_____
44. Respect for parents and other elders.44.	_____	_____	_____
45. Respect for the rights of minority groups.....45.	_____	_____	_____
46. Honesty.....46.	_____	_____	_____

	<u>Yes</u>	<u>No</u>	<u>Can't Say</u>
47. Importance of health and physical fitness.....47.	_____	_____	_____
48. Ability to think rationally.....48.	_____	_____	_____
49. Preparation for family responsibilities.....49.	_____	_____	_____
50. Understanding of methods of science..50.	_____	_____	_____
51. Intelligent purchase and use of goods.....51.	_____	_____	_____
52. Appreciation of finer things of life.52.	_____	_____	_____
53. Development of saleable skills.....53.	_____	_____	_____

Items 54 through 60 dealt with the extension of so-called free services to students in the secondary schools. This group of items was not all inclusive. There may be other services that parents might want to provide at no cost to students. However, the number and variety of items included in this list was probably sufficient to allow one to conclude whether or not the idea of furnishing such services is agreeable to the respondents. It is quite likely that the person answering yes to all seven of these items would extend his affirmative attitude to cover any such service set up for the benefit of the group. By the same token, the person answering negatively to all these items would in all likelihood feel that no such services should be furnished free to all students.

As in the case of items 26 through 34, which considered the possibility of extra taxes, if necessary, for the enrichment of the curriculum, the answers to these items may be affected by the respondent's tax rate. The individual who owns his own home and has a rather large school tax to pay may react differently to these items than the person who owns no real property. The reactions to this set of items

may be different for the parents having younger children than for those parents whose only child in school is the senior in question. Items 54 through 60 and the introductory question are listed below. For purposes of this study these are called Extension of Free Services.

How many of the following items and services do you feel should be provided out of tax funds and at no direct cost to the pupil?

	<u>Yes</u>	<u>No</u>	<u>Can't Say</u>
54. All books and supplies.....54.	_____	_____	_____
55. Free admission to athletic contests..55.	_____	_____	_____
56. Free admission to school plays, parties, etc.....56.	_____	_____	_____
57. All athletic equipment.....57.	_____	_____	_____
58. All musical instruments.....58.	_____	_____	_____
59. Minor health services (medical and dental examinations, etc.).....59.	_____	_____	_____
60. School lunch.....60.	_____	_____	_____

The respondents to this questionnaire were asked not to sign their name to the questionnaire they filled out. The writer was not interested in the nature of the reactions of any given individual. Much can be gained, however, from some categorizing data about each respondent. For that reason, items 61 through 63 were included. Responses on any given return may be much more meaningful when the information provided by this set of identification items is known about any respondent.

As will be explained in a later chapter, each of these three items served as one of the critical factors whose relationship with parental response was studied. A part of this study was to determine the relationship between the nature of the respondents reactions to each of these three items and to each of the five sets of items. Items 61

through 63 are shown below as they appeared in the inventory. No introductory statement is included with this set of items as each item seems to be self explanatory in and of itself.

- | | <u>Yes</u> | <u>No</u> | <u>Can't
Say</u> |
|--|------------|-----------|----------------------|
| 61. Do you own your own home?.....61. | _____ | _____ | _____ |
| 62. Who filled out this questionnaire?
Please check (✓) one or more as is
necessary. | | | |
| _____ Father | | | |
| _____ Mother | | | |
| _____ Other | | | |
| 63. What is the total annual income of the
immediate family? Please check (✓). | | | |
| _____ Below \$3,000 | | | |
| _____ \$3,000 to \$5,000 | | | |
| _____ Above \$5,000 | | | |

The only other item in the instrument is the final one. Item 64 is an open response item in which the respondent is asked to make any further comment he may care to make. Some of these comments were very constructive and wholesome in nature. One respondent, for example, reacted only to the final four items of the study. The nature of the response to item 64 in this particular case explained the reason for the peculiar nature of the respondent's reaction to the study. In many cases this item seemed to serve as a cathartic agent allowing the respondents to clarify their feelings regarding their local secondary school.

The responses to item 64 will be summarized in the Appendix E. Item 64 is shown below as it appeared on the questionnaire.

64. Do you have any further comments about your school or about this questionnaire? If so, please feel free to make them here:
-

In concluding this description of the inventory, a word should

be said about the item selection technique used in the construction of the questionnaire. In the construction of standardized tests dealing with either objective or subjective measures of ability in any area, indications of the discriminatory power and difficulty level of each item may be ascertained by a study of item responses. Since in a questionnaire or opinionnaire of this nature there are no "right" or "wrong" answers, there are no overt indications of either difficulty or discrimination as long as items are consistently attempted. If a large proportion of the responding population consistently ignored or objected to a given item it should perhaps be examined for suitability. Questions of a personal nature dealing with such matters as income and the like often fall into this category.

When the items for this opinionnaire were selected, two safeguards were taken to insure as high a degree of suitability as possible for each item. First of all, only items of a proven nature were used. This should not be taken to mean that the items were all taken verbatim from other measuring devices of a similar nature. It does mean, however, that every item included in this questionnaire is the same type of item that has been used in other widely distributed and used instruments. None has been taken verbatim from other instruments unless there seemed to be no other feasible and practical terms in which to couch the meaning of the item in question. No claim is being made that this practice insures reliability, validity, discriminatory power, or proper difficulty level for the population being sampled. The only factor justifying the use of this safeguard in item selection, is that it does provide what the writer chooses to call the suitability of each item selected. Inherent in this property called suitability would be all

the factors usually sought in more detailed item analysis and item selection techniques.

The only other step taken to determine suitability of the items in the inventory was the tryout method. The writer used an earlier form of the questionnaire in a study of parent opinion in two high schools in the spring of 1952. This tryout in the Highland Park and Seaman High Schools resulted in two items in the section on basic skills being combined and one item in the identification section being discarded. The two items in the basic skills section dealt with American history and world history. Since many of the parents objected to the apparent duplication, the two were combined into a single item concerned merely with history. The item in the identification section called for the respondent to write in the occupation of the breadwinner of the family. The responses to this item defied accurate categorization so the item was discarded. A parent, for example, might indicate his occupation as "grocer." The writer had no way of knowing if such a person were the owner, manager, cashier or custodian in a grocery store, or if the respondent were engaged in wholesale or retail selling. Because of this weakness, it was felt the item did little to identify the socio-economic classification of the respondent.

Techniques of Conducting Study

This discussion of the techniques involved in the conducting of the study is intended to cover the steps taken from the time the problem was selected until the completed questionnaires were returned to the writer. Space in a report of this nature does not permit a detailed account of each of these steps. An attempt is made, however, to include in this discussion all of the most important steps taken.

Each of the steps taken in carrying out this study can be placed in one of three categories.

The first step was concerned with the construction of the instrument to be used. That step was ~~adequately~~ discussed in the earlier portion of this chapter. The other two steps in the order taken were, first, the selection of the sample of schools, and secondly the establishment and maintenance of contact and relationships with the schools in the sample. These steps are discussed in that order.

In selecting the sample of schools to be used in this study, it was necessary at the outset to decide upon the size of the sample, that is, the number of schools to be used. Two factors were taken into consideration in deciding upon the size of the sample. First of all, the number of schools should be great enough to guarantee representativeness. Secondly, the sample should not be so great as to make the study unwieldy or impossible of execution within reasonable and practical time and financial limitations. In order to insure ^{it was decided that} representativeness, the sample should include at least 10 per cent of the total number of public high schools in the state. On the other hand, the study need not include more than 25 per cent of the total number of such schools. Since there are 614 public high schools in the state, this would mean that the number of schools in the study should be between 61 and 154.

In order to simplify the total problem, the number of schools selected for the study was 100. Since the proper percentage of the sample should be located in each of the four quarters of the State of Kansas in cities of the first, second, and third class, and in each enrollment classification, the use of 100 schools would simplify

the procedure.

The next step was to select the 100 schools to be included in the survey. In selecting these schools an effort was made to insure as great a degree of representativeness as possible. This was necessary if the findings of the study, and the conclusions drawn from these findings are to be considered as representative of all the schools in the state.

If a sample is to be representative of the population from which it is to be drawn, it must fit the definition of a representative sample proposed by Johnson. In this description Johnson defines a representative sample as: ".....one in which the measurements made on its units are equivalent to those which would be obtained by measuring all elements of the population, except for the inaccuracy due to the limited size of the sample."¹

Because of the nature of the study and because of the necessity to insure the representativeness of the sample, no attempt was made to obtain a random sample. The following definition of randomness is given to show why randomness was not a possible attribute of this sample. Johnson explains randomness as: ".....Randomness is a fundamental idea in connection with the selection of values of a variate from a population. The principle is implied in the criterion of random sampling that every member of the population should have an equal and independent chance of being included in the sample."²

Since geographic distribution, classification of cities in

¹ Palmer O. Johnson, Statistical Methods in Research, New York; Prentice Hall, Inc., 1949, p. 186.

² Ibid., p. 187.

which the schools were located and the enrollments of the schools were criteria of representativeness which had to be satisfied, randomness was not attainable. The sample schools had to be selected in such a way that these requirements were satisfied. This meant, for example, that only three schools in cities of the first class could be selected so the other schools in the first class cities had no chance of being selected. The discussion of how the sample schools were selected to satisfy these criteria follows.

Since one of the criteria was geographic distribution, an attempt was made to satisfy this requirement. The state was then divided into four approximately equal sections. For convenience in the remainder of this chapter, these divisions will be known by their directional positions, that is, Northwest, Southwest, Northeast, and Southeast. The map of Kansas is shown in Figure 1. This map illustrates these divisions and shows the counties in each quadrant. It can readily be seen from an inspection of this map that the state has not been equally divided as far as the number of counties is concerned. A much more equal division was accomplished as far as area is concerned because of the larger counties in the western half of the state.

The writer then determined the number of schools in cities of each class in each of the four quadrants. The type of district organization, such as common school district or community high school, was disregarded and only the classification of the city in which the school was located was taken into consideration. Only cities having schools under public control and financed by public funds were considered. The following distribution of cities in each quadrant of the state which were considered for selection are shown in Table 4.

Map of The State of Kansas

Figure 1. Division of the state into quadrants

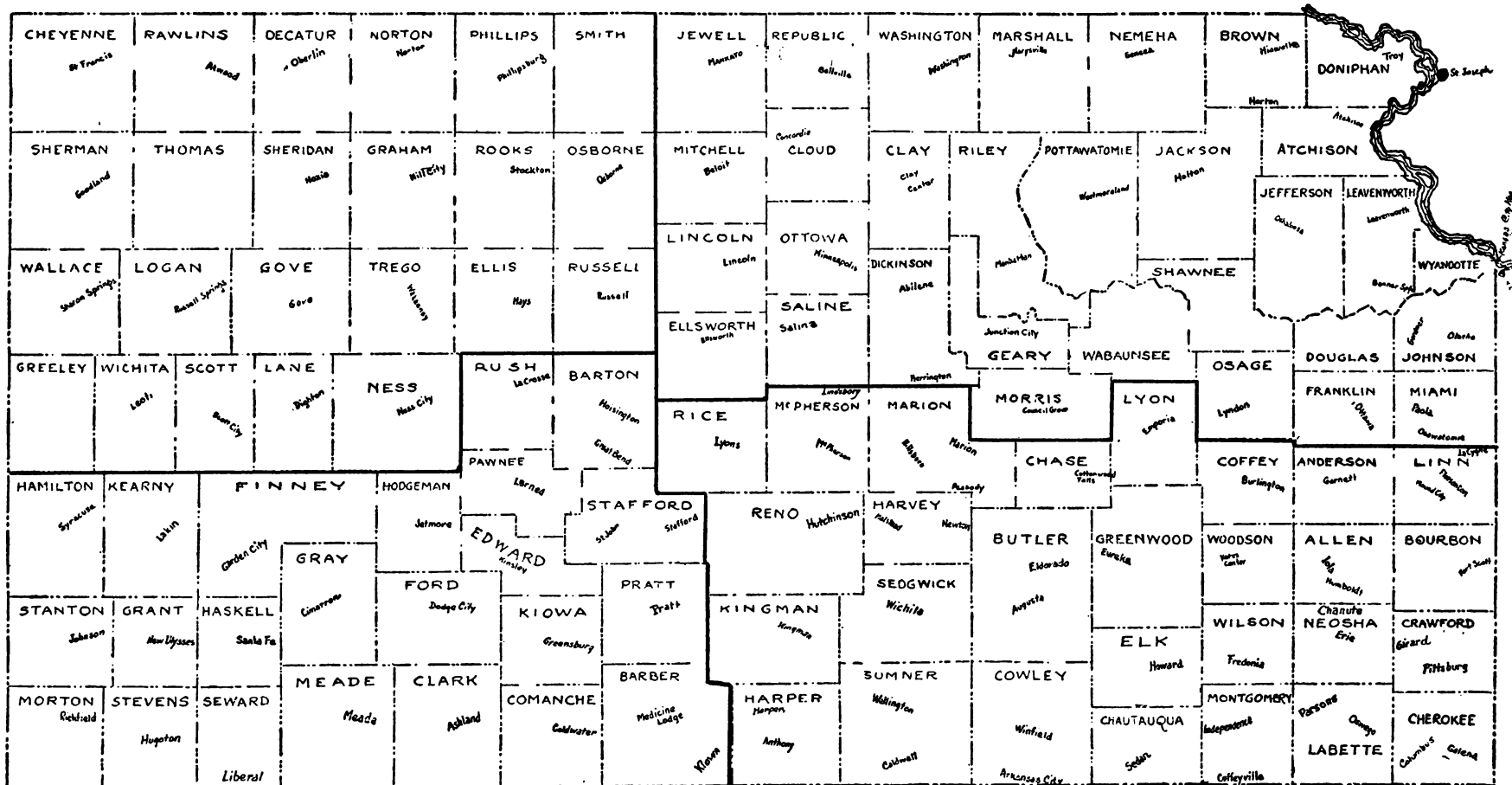


TABLE 4
GEOGRAPHIC DISTRIBUTION
of
HIGH SCHOOLS IN KANSAS (BY NUMBERS)

	Northwest	Southwest	Northeast	Southeast	Totals
1st Class	0	0	9	7	16
2nd Class	8	9	22	39	78
3rd Class	84	77	196	163	520
Totals	92	86	227	209	614

Converted into percentages of the total number of schools in the state the same distribution is shown in Table 5.

TABLE 5
GEOGRAPHIC DISTRIBUTION
of
HIGH SCHOOLS IN KANSAS (BY PERCENTAGE)

	Northwest	Southwest	Northeast	Southeast	Totals
1st Class	0	0	2	1	3
2nd Class	1	2	4	6	13
3rd Class	14	12	31	27	84
Totals	15	14	37	34	100

It is obvious, of course, to the casual observer that these percentages are not exactly correct in all instances. Adjustments were necessary to reconcile these percentages with the percentages of each class of cities in Kansas. Since 84 per cent of the high schools of Kansas are in cities of the third class, 13 per cent in cities of the second class and 3 per cent in cities of the first class, these adjustments were necessary.

For example, the percentages in Table 5 indicate that twice as many cities of the first class are in the Northeast quadrant as in the Southeast. The actual counts of such schools in these divisions are nine in the Northeast and seven in the Southeast quadrant. Since only three such schools would be used in a sample of 100, it was decided to include two of these in the Northeast quadrant and one in the Southeast. Other such adjustments were necessary but in all cases

the representativeness of the sample was preserved as nearly intact as possible. The final selection of schools in the sample of 100 was made on the basis of the percentage figures shown in Table 5. The three first-class city schools, thirteen second-class city schools and eighty-four third-class city schools were distributed geographically as shown in Table 5.

An attempt was made in choosing the sample to select a representative group insofar as enrollments were concerned. Since the enrollments of the various schools are constantly changing, it was impossible to attain the ideal in the enrollment variation of the sample.

The criteria used in comparing the enrollments of the sample schools with the enrollment of all the schools in the state were: range, median, 90th centile, 75th centile, and 25th centile. The range of enrollments in the sample extended from 14 pupils in the smallest school to 2368 in the largest. Three schools in the state, with enrollments of 12, 13, and 13, respectively are smaller than the smallest school in the sample. One high school in the state has an enrollment larger than the largest one in the sample. From these comparisons it can be seen that the sample is representative as far as range is concerned.

The 25th, 75th and 90th centiles of the sample are 33, 107, and 359 respectively and the median is 60. For the state as a whole, the 25th, 75th and 90th centiles are 39, 133, and 349 respectively and the median is 66. From a comparison of these figures it can be seen that the sample is fairly representative of all the high schools in the state as far as size is concerned.

The enrollments of the 100 schools in the sample, as of October 15, 1952, are shown in Table 6. Because of the close comparison between the enrollments of the sample schools and the enrollments of the other schools in the states, the enrollments of the schools not selected are not shown.

After the sample of 100 schools had been selected, by enrollment and classification of the cities within each quadrant of the state as discussed above, initial contacts with the schools were begun. In order to get an immediate reaction of administrators to the idea of participating in such a study, the writer personally contacted nine of the administrators in the schools in the sample. These schools, contacted in the first week of October were: St. Marys, Paxico, Harveyville, Miller, Americus, Reading, Saffordville, Lebo, and Lyndon. Since the response was definitely in the affirmative in each of these schools, it was decided to save time by contacting the remaining schools by mail. A copy of the letter and the tentative form of the questionnaire sent to each of the remaining schools in the sample, are shown in Appendix A. The principals of each of the nine high schools contacted personally and each of the remaining ninety-one high schools in the sample were also sent or given one of the data sheets shown in Appendix D, Exhibit 1, to complete and return to the writer.

The information found on this data sheet was used in studying the relationships of several factors with the responses to the items in various sections of the questionnaire. The number of pupils enrolled in the school, length of tenure of school administrators, mean salaries of teachers and average teacher tenure all were determined from the data found on this sheet.

TABLE 6
ENROLLMENTS OF THE SCHOOLS IN THE SAMPLE

School	Enrollment	School	Enrollment
Alden	43	LeRoy	82
Almena	80	Levant	19
Alton	56	Linn	101
Americus	51	Linwood	37
Arkansas City	831	Longford	57
Arnold	20	Lyndon	92
Axtell	85	Mahaska	33
Beeler	22	Manter	26
Belpre	30	Marion	189
Bendena	31	McLouth	81
Bern	61	Meriden	76
Brewster	66	Miller	15
Brownell	33	Montrose	26
Bunker Hill	50	Morganville	25
Caney	108	Morrill	34
Canton	94	Mulvane	205
Chanute	633	Netawaka	50
Chase	136	Norwich	66
Cheney	108	Omaha	25
Cimarron	118	Osawatomie	315
Circleville	60	Paxico	32
Clay Center	360	Plains	90
Clements	21	Portis	25
Climax	25	Pratt	412
Colony	49	Pretty Prairie	104
Concordia	361	Randall	35
Copeland	34	Reading	35
Coyville	37	Richmond	66
Denton	27	Riley	61
Elk Falls	26	Rose Hill	65
Ford	63	Saffordville	40
Fort Scott	461	Saint Marys	106
Hardtner	29	Salina	1174
Harlan	19	Satanta	116
Harveyville	53	Scott City	278
Hill City	151	Soranton	30
Hudson	45	Sedgwick	70
Humboldt	214	Seneca	58
Iola	470	Severance	25
Jennings	51	South Haven	75
Jetmore	123	Stanley	63
Kanopolis	43	Stark	80
Kincaid	87	Tonovay	35
Kingsdowne	30	Topeka	2368
Kismet	52	Turner	394
La Fontaine	25	Ulysses	186
Lansing	90	Uniontown	37
Lebo	77	WaKeeney	220
Leon	121	Washington (Bethel)	618
Leoti	147	Wheaton	28

Sixty-six replies were received to the ninety-one letters and data sheets sent out. All of the replies except two indicated that the principals of the schools wanted their schools to participate in the study. These two principals felt that because of recent bond elections and building programs, it would not be best to carry out the study at this time. No replies were received from any of the other twenty-five schools. The writer then visited twenty-one of the twenty-five schools from whom no responses had been received. Twenty of these principals reported that they had merely overlooked the letter but that they wanted the study to be carried out in each of their communities. The remaining principal did not want to participate in any type of experimental study. A neighboring school principal was contacted and his school was substituted for the school not wishing to participate. Four other schools were then contacted in place of the other four schools from whom no replies had been received. The only reason for this transfer was to save time and travel on the part of the writer. Each of the four schools selected was of the same size as the school for which it was substituted.

One item, on the data sheet shown in Appendix D, Exhibit 1, called for the number of seniors in the high school. Upon receipt of this information, the appropriate number of questionnaires and franked, self-addressed envelopes was then sent to each of the schools. After the questionnaires and envelopes had been in the hands of the principals for four weeks, the progress report shown in Appendix D, Exhibit 2, was then sent to each school. The two blanks in the progress report were filled out so the principal could determine how many parents in his community had cooperated in the study up to that time. The principal

in each school then encouraged the seniors to urge their parents to fill out the questionnaire.

Three weeks later a second progress report was sent to each of the schools. The report shown in Appendix D, Exhibit 3, was sent to the schools from which some responses had been received. The report shown in Appendix D, Exhibit 4, was sent to the principals of the high schools from which no responses had been received.

On March 5, 1953, a final progress report was sent to each of the principals. This report, shown in Appendix D, Exhibit 5, informed the principals that the cut-off date for the study was to be March 22, 1953. Each principal was also informed by the letter shown in Appendix D, Exhibit 5, as to the number of responses that had been received from his school. Each principal was also informed that a summary of the responses from his school would be mailed to him on or about April 15, 1953; see Appendix D, Exhibit 6.

Summary

In summary the items on the questionnaire are divided into five major groups. These groups of items and the item numbers are shown below:

1. General Attitudes - 1 and 2 and 10 through 25
2. Basic Skills - 3 through 9
3. Curriculum Enrichment - 26 through 34
4. Achievement of Educational Aims - 35 through 53
5. Extension of Free Services - 54 through 60

Besides these five major groups of items, three other elements of the questionnaire should be mentioned. Items 61 through 63 are identification items and item 64 gives the respondent opportunity for self expression. The other feature of the opinionnaire that is worthy

of mention in this summary is the introductory letter accompanying the questionnaire.

An attempt was made in the selection of the sample to obtain, as nearly as possible, a stratified proportioned sampling of all the high schools in the state. This sampling was not made on a random basis; rather the schools were selected to insure representativeness as explained below.

First of all, the state was divided into four quadrants geographically. The same percentage of the sample was drawn from each of these quadrants as that quadrant contained of all the high schools in the state.

Since 84 per cent of the public high schools of Kansas are in cities of the third class, 84 per cent of the sample schools were in cities of the third class. For the same reason 13 per cent of the sample schools are in cities of the second class and 3 per cent in cities of the first class.

Another attempt was made to insure the representativeness of the sample by selecting a sample having enrollment characteristics similar to the total number of high schools in the state. The 25th, 50th, 75th, and 90th percentile of enrollment of the sample compare quite closely to the same characteristics of the larger group. A similar relationship exists between the two groups insofar as the ranges and means of enrollments are concerned.

CHAPTER III

METHODS OF ANALYSIS

Introduction

As stated in Chapter I, the achievement of two separate and clearly defined objectives are the purposes of this study. These purposes, as listed in that chapter, were as follows:

1. What attitudes and opinions did the parents of the students in Kansas high schools hold regarding the schools their children attended during the current school year, 1952-53?
2. Which of certain selected factors, both school and non-school, are associated with these attitudes and opinions?

The method of attack on the first of these objectives was rather simple. One had but to study the nature of the responses to each item on the questionnaire used. A tabulation of the replies to each of the alternate responses gives a picture of what this sample of parents thought of the schools in their communities. This tabulation is reported in Chapter IV.

The achievement of the second objective was more difficult and complex. There are probably a number of factors, both school and non-school, that are related to the attitudes and opinions expressed by parents. The scope of this study does not permit an exhaustive study of all these factors. The ten factors listed in Chapter I are all that were considered in this study. The relation of these factors with the responses to the total questionnaire and to each of the five general classes of items were studied.

By way of review, the ten factors whose relationships to parental attitudes and opinions were studied are listed below:

1. Number of pupils enrolled in the school.
2. Length of tenure of the school administrator.
3. Mean salary of teachers in the school.
4. Average teacher tenure.
5. Mean annual income of responding family.
6. Relationship of respondent to senior in question.
7. Respondent's ownership of home.
8. Attendance at school functions within past year.
9. Respondent's exercise of franchise in last school election.
10. Visitation of school by respondent within past year.

By way of further review, the general classification of items and the item numbers are shown below:

1. General Attitude - 1, 2 and 10 through 25.
2. Basic Skills - 3 through 9.
3. Curriculum Enrichment - 26 through 34.
4. Achievement of Educational Aims - 35 through 53.
5. Extension of Free Services - 54 through 60.

Items 61 through 64 are general in nature and are used for identification purposes only.

Because of the nature of the General Attitude items, not all of them were taken into consideration. The only General Attitude items that were included are 1, 2, 15, 18, 21, 23, and 24. The remainder of the General Attitude items are so worded as to reflect information other than the attitudes of parents toward the schools attended by their children. The information revealed by the remainder of the items will be used in subsequent studies of a related nature.

The General Attitude items included in this particular study, with the exception of Number 23, were all couched in affirmative terms. Number 23 was so worded that an affirmative answer reflects dissatisfaction with the school. Affirmative answers in the remainder of the items included reflected satisfaction with conditions as they existed in the school in question.

All of the items included in the other four general areas of the questionnaire were so worded that affirmative answers reflected satisfaction and negative answers indicated dissatisfaction. No analysis was made, in this study, of the "Can't Say" responses. A detailed discussion of the methods of analyses employed in the study follows.

Methods of Analyses

Statistical Test Used

In selecting the statistical test to be used in this study, two characteristics were sought. First of all, the test used must be discriminatory to such a degree that the conclusions can be supported. Secondly, since this study is intended to be of value to teachers, school administrators, and lay persons, the test used must be simple enough to be meaningful to individuals with limited backgrounds in statistics.

According to Johnson, the test selected for this study is one that is frequently used ".....to determine the significance of the differences between two percentages."¹ In this study, the percentage of total possible satisfactory responses can be determined for the results of each of the five general classes of items and for the total questionnaire. The relations of each of the ten factors with the responses to each of the five classes of items and to the total inventory can then be determined by studying the significance of the differences between the percentages of satisfactory responses in each case, of the

¹
Palmer O. Johnson. Statistical Methods in Research. New York: Prentice-Hall, Inc., 1949, p. 80.

portion of the respondents whose attitudes place them in one category with regard to each of the factors as contrasted with those respondents whose attitudes place them in an opposite category with regard to the same factor. If no significant difference exists between the two percentages, it can be held that that particular factor is not associated with parental attitudes in that particular area.

The 1 and 5 per cent levels of significance will be used as the criteria for rejection or acceptance (failure to reject) of a particular null hypothesis. That is, if a particular difference between two percentages is likely to occur less than 5 per cent of the time due to chance alone, the difference is said to be significant at the 5 per cent level. If such a difference is likely to occur less than 1 per cent of the time due to chance alone, the difference is said to be significant at the 1 per cent level. Any difference in percentage that is likely to occur more than five times in one hundred trials, due to chance alone, would not be considered significant in this study.

For each of the ten factors studied, two groups of responses were compared. In this manner, problem situations were set up to study the relation of each factor with the parental responses to the total instrument or to parts of it. These factors and the contrasting groups used for comparison are:

1. Enrollment - responses of parents of children attending the twenty-five largest schools were compared with responses of parents of children attending the twenty-five smallest schools.
2. Tenure of school administrators - responses of parents of children attending schools where administrator had been on job two years or less were compared with responses of parents of children attending schools where administrator has been on job four years or more.
3. Mean salary of teachers - responses of parents of children attending schools where average salary is above the median

of averages for the sample schools were compared with responses of parents of children attending schools where the average salary is below the median of the averages for the schools in the sample.

4. Average teacher tenure - responses of parents of children attending schools where average teacher tenure is less than three years were compared with responses of parents of children attending schools where average teacher tenure is three years or over.
5. Mean annual income of respondent's family - responses of parents whose family income is less than \$3000 per year were compared with responses of parents whose annual family income is more than \$5000.
6. Relationship of respondent to senior in question - responses of mothers were compared with responses of fathers.
7. Ownership of home - responses of home-owners were compared with responses of tenants.
8. Attendance at school functions within past year - responses of parents who have attended some school function within past year were compared with responses of parents who have not attended such functions.
9. Voting in last school election - responses of parents who voted in last school election were compared with responses of parents who did not vote in that election.
10. School visitation - responses of parents who have visited classes in the school in the past year were compared with the responses of parents who have not visited the classes.

For each of these ten factors the percentage of possible satisfactory responses was determined for each of the five groups of items and for the entire questionnaire. The differences in the percentages for each of the two groups of responses for the factor under consideration were computed for each of the ten factors in each case. The significance of the differences in these percentages were tested in the following manner as recommended by Johnson.¹

$$x = \frac{\frac{t_1}{n_1} - \frac{t_2}{n_2}}{\sqrt{\left(\frac{\frac{t_1}{n_1} + \frac{t_2}{n_2}}{\frac{t_1}{n_1} + \frac{t_2}{n_2}}\right) \left(1 - \frac{\frac{t_1}{n_1} + \frac{t_2}{n_2}}{\frac{t_1}{n_1} + \frac{t_2}{n_2}}\right) \left(\frac{1}{\frac{t_1}{n_1} + \frac{t_2}{n_2}} + \frac{1}{\frac{t_1}{n_1} + \frac{t_2}{n_2}}\right)}}$$

¹ Ibid., p. 81.

Where t_1 = number of satisfactory responses in one designated group
 n_1 = number of possible satisfactory responses in one designated group
 t_2 = number of satisfactory responses in other designated group
 n_2 = number of possible satisfactory responses in other designated group.

The value of X was then referred to the normal table for information as to levels of significance of difference in such percentages. X values of less than 1.96 indicated that the difference in the percentages was not significant at the 5 per cent level. X values from 1.96 to 2.58 indicated significant differences at the 5 per cent level and X values above 2.58 indicated a significant level at the 1 per cent level. As stated earlier, if differences are significant at the 1 per cent level then differences are due to chance alone only one time in one hundred trials.

Size of the School

The first factor thought to be associated with parental responses was the size of the local school. The sample schools were divided into four groups according to the number of pupils enrolled. The responses of parents whose children attended the schools in the largest fourth of the schools, according to enrollment, were compared with the responses of the parents whose children attended the schools falling below the first quartile in enrollment. When no significant differences existed between the percentages of favorable responses to the five general areas as well as to the total questionnaire in the two extreme groups it was ventured, insofar as this study was concerned, that enrollment was not significantly associated with parental attitudes.

Tenure of School Administrators

The second factor, whose relationship to the responses was studied, was the length of tenure of the school administrators. Some of the schools in the sample have both a superintendent and a high school principal. Since the building principal is thought to exert a greater influence in his own unit of the system than the city or system superintendent, the tenure of the principal was considered. Forty of the principals had been in their particular positions for two years or less. Eighteen were serving their third year in the same job, and forty-two had been in the same position for periods from four through thirty-one years.

In order to study the association of the length of tenure of the school administrators with the responses of the parents, the responses of parents whose children attended schools where the tenure has been two years or less were contrasted with the responses of the parents whose children have attended the schools where the administrators have been on the job for four years or more.

Once again the "X" test of significance was employed to determine the significance of the differences between the two percentages for the total score as well as for each of the five sets of items.

Salaries of Teachers

The third factor studied was the mean salaries of the teachers in the schools. To study the association of this factor with the responses of parents, only the salaries of non-administrative personnel were taken into consideration. The median average salary for the entire sample was \$3333.50 per annum. Since only ninety-nine of the one hundred schools in the sample were represented in the results considered

in this study, a slight discrepancy exists between the medians of the total group and the sample under consideration. The median used in this study was \$3325.00, that amount being the median for the ninety-nine communities from which responses were received.

The mean percentage of responses indicating satisfactory attitudes was computed for the schools in the upper half and in the lower half, insofar as mean salaries are concerned, for the total score on the questionnaire as well as for each of the five classifications of items. The significance of the differences between the two percentages for the total questionnaire and for each of the five areas was determined at the one and five per cent levels of confidence by use of the "X" test.

Teacher Tenure

The fourth factor, whose relationship with parental responses was studied, was teacher turnover or teacher tenure. Here the tenure considered was that of non-administrative personnel. The sample was again divided into two groups. One of these groups of schools included the schools where the average tenure was less than three years and the other group included those schools having an average teacher tenure of three years or more.

For each of these two groups of schools the percentage of responses indicating satisfactory attitudes was computed for the total score on the questionnaire as well as for each of the five general classifications of items. The significance of the differences in percentages was computed for the total questionnaire and for each of the five general areas.

Family Income

The mean annual income of the family of the respondent was

the fifth factor whose relationship to parental attitude was studied. The responses to this item were divided into three classes as follows: below \$3000, \$3000 to \$5000, and above \$5000. To study the relationship of income to the attitudes of parents only the extreme classes were considered, that is, below \$3000 and above \$5000.

The percentage of responses indicating satisfactory attitudes for each of these two groups of respondents were computed for the total score on the questionnaire as well as for each of the five general classifications of items. The significance of the differences in percentages was computed for the total questionnaire and for each of the five general areas.

Relationship of Respondent

Recognizing that one parent may often feel differently toward a school than the other parent in the same family, it was felt that it would be worthwhile to know something of the relationship of the respondent to the senior in question. The questionnaire was so constructed that the respondent could indicate his relationship by checking one or more of the blanks marked "Father," "Mother," or "Other."

The sixth factor under study was that of the relationship of the respondent to the senior in question. For the purposes of this study only the questionnaires filled in by either a father or mother were considered. Those filled out jointly by either the father and mother or one of these and another person will be considered in a later study.

As in the case of the other factors studied, the percentage of satisfactory responses made by each of the groups of parents for the total inventory and for five general classes of items were computed.

The significance of the differences of these respective pairs of percentages was determined.

Ownership of Home

Whether or not a respondent owns his home and is a taxpayer may be another factor associated with parental attitudes toward practices in the school that necessitate the expenditure of more funds. The respondent's ownership of his home was the seventh factor taken into consideration in this study. The respondents were asked to indicate in item 61 whether or not they owned their homes. The attitudes of those parents that own their homes were contrasted with the attitudes of those parents who did not indicate that they were homeowners.

The percentages of responses for the contrasting groups indicating satisfaction with the job the school was doing for the total score on the questionnaire as well as for each of the five areas of the instrument were computed.

Attendance at School Functions

The soundness of the parental attitude toward the school would be determined by the knowledge the parent has about the school. Parents who attend school functions and visit the school once in a while are probably in a better position to know more about the school than those parents who do not. Item 17 on the questionnaire asked the respondents to indicate whether or not they attended any school event, such as basketball games, football games, plays or concerts within the past twelve months.

Attendance at school functions within the past year was the eighth factor to be taken into consideration in this study. The

responses of the parents who attended such functions were contrasted with the responses of the parents who had not been present at such events. The percentage of responses indicating satisfaction with school conditions in terms of the total questionnaire and as they exist in each of the five areas covered by the questionnaire were computed for each of the two sets of parents. The significance of the differences in the respective sets of percentages were determined at the one and five per cent levels of confidence.

Voting in Last School Election

The ninth factor to be taken into consideration in this study, the respondent's exercise of franchise in the last school election, was perhaps also a measure of the interest in the school that the respondent holds. The responses of the parents who voted in the last school election were compared with the responses of those parents who did not vote. It is recognized, of course, that there are many valid reasons why the respondents may not have voted. Even after taking some of these reasons into consideration, it was still felt that this factor was worthy of consideration.

The percentage of responses for the two groups indicating satisfaction were computed for the total questionnaire as well as for each of the five general areas of items in the questionnaire. This significance of the differences between percentages was tested.

School Visitation During Past Year

The last factor to be taken into consideration in this study was very similar in nature to the eighth one. This factor concerned itself with the visitation of school by the respondent within the past

year. This factor was more selective in nature than the one dealing with attendance at school functions within the past twelve months, because many parents who would attend basketball games would not visit a class in algebra.

Here again the responses of the parents were divided into two groups. The responses of those who have visited the school within the past year were compared with the responses of those who had not made such a visit. As in the case of the other factors studied, the percentage of responses indicating satisfactory attitudes toward each of the five general areas were computed for each of the groups of parents. The significance of the differences between the respective sets of percentages were determined in the usual manner.

Summary

By way of review, the purposes of this study are reiterated in the opening section of this chapter. These purposes as quoted above and in Chapter I are as follows:

1. What attitudes and opinions did the parents of the students in Kansas high schools hold regarding the schools their children attended during the current school year, 1952-53?
2. Which of certain selected factors, both school and non-school, were associated with these attitudes and opinions?

Methods of achieving each of these purposes were discussed.

The list of ten factors whose association with parental attitudes were studied have been discussed in this chapter. The five general classifications of items and the item number in each classification were also listed.

The second section of this chapter dealt with the methods of analyses employed in this study. The ten factors studied and the elements in each of these factors under study were reviewed.

The percentage of responses indicating satisfaction in each of the five areas of the questionnaire and for the total instrument were computed for each of the comparisons under each of these ten factors. The significance of the differences of these percentages were determined by the "X" test as described in this chapter.

CHAPTER IV

RESULTS

Introduction

In the presentation of the results of this study two aims were kept in mind. First of all, the data presented must be detailed enough in scope to afford the reader a clear picture of what has been found. Secondly, since the results of the study may be used by lay groups, the presentation must be simple and concise enough to be easily understood by persons with limited backgrounds in statistics.

These data must also be presented in a way that will achieve the purposes of the study. A review of these data should apprise the reader as to what attitudes and opinions a sampling of parents of Kansas high school seniors held toward the schools their children attended during the school year 1952-53. It must also be possible for the reader to ascertain what association, if any, certain selected factors, both school and non-school, have with these attitudes and opinions. That is, are any of these factors associated with these attitudes and opinions?

Since one must know what the feeling of these parents are toward their schools before studying the association of the factors in question, this information will be presented first.

Results

Attitudes and Opinions of Parents

The first objective of this study, as stated in Chapter I, is as follows:

What attitudes and opinions did certain parents of students in Kansas high schools hold regarding the schools their children attended during the school year, 1952-53?

This objective can be achieved by referring the reader to Table 7. This table shows the percentage of parents in the sample who responded in each of the three ways.

TABLE 7
RESPONSES OF 999 SETS OF PARENTS TO EACH ITEM
IN THE QUESTIONNAIRE

Item	Percentage		
	Yes	No	Can't Say
1. In general, are you satisfied with the high school your child attends?..... 1.	<u>77.1</u>	<u>16.2</u>	<u>3.9</u>
2. In your opinion, are the high school graduates of today as well educated as the high school graduates of twenty-five years ago?.. 2.	<u>68.7</u>	<u>19.1</u>	<u>9.6</u>
Are you satisfied with the job the high school your child attends is doing in teaching its students what they need to know in each of the following subjects?			
3. English..... 3.	<u>69.7</u>	<u>17.2</u>	<u>4.3</u>
4. Mathematics..... 4.	<u>69.8</u>	<u>16.5</u>	<u>5.1</u>
5. History..... 5.	<u>77.1</u>	<u>9.5</u>	<u>4.5</u>
6. Science..... 6.	<u>70.9</u>	<u>10.2</u>	<u>8.3</u>
7. Penmanship..... 7.	<u>40.6</u>	<u>41.1</u>	<u>8.0</u>
8. Spelling..... 8.	<u>41.8</u>	<u>42.0</u>	<u>6.6</u>
9. Reading..... 9.	<u>59.0</u>	<u>23.3</u>	<u>7.4</u>
10. Do you think teachers' salaries are high enough?.....10.	<u>43.2</u>	<u>35.6</u>	<u>15.5</u>
11. Would you be in favor of raising teachers' salaries, even if it meant an increase in your school taxes?.....11.	<u>38.3</u>	<u>40.5</u>	<u>14.9</u>

		Percentage		
		Yes	No	Can't Say
12.	Have you talked with any of your child's teachers within the past twelve months about his progress in school?.....	12. 61.4	36.3	0.3
13.	Did you vote in the last school election?...	13. 59.8	35.0	0.8
14.	Do you feel welcome when you visit the high school your child attends?.....	14. 77.2	7.9	10.8
15.	Do you feel teachers in your child's school are as well trained as were the high school teachers of twenty-five years ago?.....	15. 75.0	10.7	11.7
16.	In Kansas all children are required to attend school until they complete the eighth grade or until they reach their sixteenth birthday if they are physically and mentally able to do so. Do you think this is a good requirement?.....	16. 96.2	1.9	0.6
17.	Have you attended any school event, such as basketball games, football games, plays or concerts, within the past twelve months?....	17. 91.5	7.1	0.2
18.	Do you think the teaching methods in the high school your child attends are as good as the teaching methods used in high schools of twenty-five years ago?.....	18. 67.5	14.2	15.7
19.	Would you like to see more courses offered in your high school that would train your child in a job or trade at which he could earn his living?.....	19. 78.5	12.1	6.6
20.	Would you like to have your child given more help by the high school in choosing his life work?.....	20. 69.5	16.4	11.3
21.	Is the high school your child attends strict enough in its discipline?.....	21. 56.5	27.8	13.2
22.	Would you like to have your child given more help by the high school in solving whatever personal, social, and educational problems he may face?.....	22. 60.8	21.2	14.0
23.	Do you feel that athletics are being over emphasized in the school your child attends?.....	23. 34.1	56.4	7.2

		Percentage		
		Yes	No	Can't Say
24.	Are you satisfied with the grading system used in the high school your child attends?	74.5	18.0	5.3
25.	Have you visited any classes in the school your child attends within the past twelve months?	24.9	72.0	0.6

The best possible education cannot be provided for your child or children without your financial and moral support. In addition to the basic school subjects offered, look over the list below and check (✓) the opportunities you would want and would be willing to pay for in extra taxes, if necessary, for your child.

26.	More information about, and training in jobs of pupil's choice...(Vocational Education).....	26. 66.8	19.3	5.6
27.	Information about home and family living....	27. 47.6	36.5	6.3
28.	Participation in interscholastic athletics..	28. 24.2	56.1	9.4
29.	Driver training.....	29. 63.6	24.1	3.2
30.	Training in public speaking.....	30. 62.6	23.6	4.5
31.	Participation in school clubs.....	31. 29.0	51.8	8.6
32.	Training and participation in music and art..	32. 55.0	29.9	5.4
33.	Training in responsibilities and privileges of citizenship.....	33. 67.1	18.2	4.9
34.	Training in use of foreign language.....	34. 31.9	47.3	10.4

Are you satisfied with the job the high school your child attends is doing in teaching its students what they need to know in each of the following areas:

35.	Appreciation of the democratic way of life..	35. 60.9	15.5	11.0
36.	Ability to get along with others.....	36. 65.5	17.6	6.8
37.	Information about jobs of pupil's choice....	37. 41.0	30.5	14.9
38.	Appreciation of the value of money.....	38. 38.9	34.9	13.2
39.	Good sportsmanship.....	39. 69.4	13.4	6.3
40.	Good citizenship.....	40. 70.4	12.0	6.2
41.	Politeness and manners.....	41. 51.7	29.5	7.5
42.	Discipline.....	42. 55.0	24.6	7.6
43.	Worthy use of leisure time.....	43. 40.4	32.1	14.1
44.	Respect for parents and other elders.....	44. 52.6	23.9	10.4
45.	Respect for the rights of minority groups...	45. 51.7	19.1	13.9
46.	Honesty.....	46. 66.9	12.1	7.5
47.	Importance of health and physical fitness...	47. 66.8	10.6	8.9
48.	Ability to think rationally.....	48. 53.8	16.8	15.0
49.	Preparation for family responsibilities.....	49. 42.6	23.7	18.5
50.	Understanding of methods of science.....	50. 51.2	13.6	19.4
51.	Intelligent purchase and use of goods.....	51. 44.2	22.2	18.0

		Percentage		
		Yes	No	Can't Say
52.	Appreciation of finer things of life.....	51.7	18.5	14.7
53.	Development of saleable skills.....	38.3	24.6	22.0

How many of the following items and services do you feel should be provided out of tax funds and at no direct cost to the pupil?

54.	All books and supplies.....	45.5	43.3	4.4
55.	Free admission to all athletic contests.....	20.0	68.9	3.5
56.	Free admission to school plays, parties, etc.....	21.2	67.2	3.5
57.	All athletic equipment.....	57.5	31.8	3.9
58.	All musical instruments.....	37.1	49.8	5.7
59.	Minor health services..(medical and dental examinations, etc.)..	70.1	20.0	3.1
60.	School lunch.....	24.4	61.3	4.8
61.	Do you own your own home?.....	74.7	21.6	0.7
62.	Who filled out this questionnaire? Please check (✓) one or more as is necessary.			

1.8	No Reply	Father and Mother	21.5
22.6	Father	Father and Other	0.4
45.6	Mother	Mother and Other	1.7
4.9	Other	Father, Mother and Other	1.5

63. What is the total annual income of the immediate family? Please check (✓).

6.5	No Reply
24.2	Below \$3,000
45.0	\$3,000 to \$5,000
24.3	Above \$5,000

64. Do you have any further comments about your school or about this questionnaire? If so, please feel free to make them here:

No comments 54.4

Comment 45.6

As indicated in the heading of Table 7, this table shows the responses from 999 sets of parents. The number in each of the blanks to the right indicates the percentage of parents that answered the question in that way. For example, in Item 1, 77.1 per cent of the 999 sets

of parents answered Yes, 16.2 per cent answered No, and 3.9 per cent indicated that they could not answer that item as either yes or no. The remaining 2.8 per cent of the parents did not answer the first item.

In all of the items, through Item 60 except Item 23, an answer in the Yes column indicates satisfaction with conditions as they exist in the schools concerned. A cursory examination of this table reveals that the range of responses indicating satisfaction with existing conditions is from 20.0 per cent for Item 55 to 96.2 per cent for Item 16. The mean percentage of responses indicating satisfaction with existing conditions is 54.9 per cent. This indicates that slightly more than half the respondents in this study are satisfied with conditions as they exist insofar as these responses are valid.

The mean percentages indicating satisfaction with the items in the five general areas and for the total questionnaire are shown in Table 8.

TABLE 8
MEAN PERCENTAGES OF RESPONSES
INDICATING SATISFACTION

Areas	Percentages of Responses Indicating Satisfaction
1. General Attitudes	68.0
2. Basic Skills	61.3
3. Curriculum Enrichment	49.8
4. Achievement of Educational Aim	53.3
5. Extension of Free Service	39.4
6. Total Questionnaire	54.9

Association of Selected Factors
With Parental Responses

The second objective of this study, as stated in Chapter I, is as follows:

Which of certain selected factors, both school and non-school, were associated with these attitudes and opinions?

As described in Chapter III, two comparison groups were isolated for each of the factors under consideration. The significances of the differences of the percentages of responses in each of the five groups of items and for the total questionnaire were tested by the "X" test as also described in Chapter III.

The conclusions drawn from the data presented in Tables 9 through 18 are qualified with the phrase, "appears to be associated with." It is possible that other factors were in operation other than the factors under consideration to produce the differences in percentages as reported. What these factors are were not determined by this study.

In addition, analytical survey studies are subject to certain qualifications. A quotation from Schunert¹ is applicable to this study and reflects the opinion of the present writer. Schunert writes as follows: ".....In this study, interpretation of causation frequently attributed to factors characterized by more association was stringently avoided. Distinction was made between the type of deduction that can be made from survey data and the type appropriate from experimental data. It was recognized that in order to determine causally the magnitude of any factor, controlled experiments are needed. Deductions of the magnitude of effects cannot be made from survey data. However, clearly definable extraneous factors can be identified and their effect controlled in an analytic survey. Furthermore, the relationship of certain

¹Jim Schunert, "The Association of Mathematical Achievement with Certain Factors Resident in the Teacher, in the Teaching, in the Pupil and in the School," Journal of Experimental Education, XIX (March 1951), p. 237.

educational factors to achievement can be determined as was shown in the analysis. The investigator recognized that in any survey there will always be other factors, unascertained or perhaps unascertainable, which have not been taken into account. Nevertheless, analytical surveys are of value when widespread experiments are difficult or impossible, or as regarded here, for over-all evaluations of a state's mathematics program. The methodology, thus employed, will also serve to identify factors that are promising for investigation by experiment to follow."

TABLE 9

TESTS OF SIGNIFICANCE OF DIFFERENCES
IN PERCENTAGES OF RESPONSES INDICATING SATISFACTION
WITH SCHOOLS FROM PARENTS WHOSE CHILDREN ATTENDED
THE UPPER AND LOWER QUARTERS OF THE SCHOOLS IN
TERMS OF ENROLLMENT

Areas	Percentage of Responses indicating Satisfaction		"X" Value
	Upper $\frac{1}{4}$	Lower $\frac{1}{4}$	
1. General Attitudes	68.8	69.4	.29
2. Basic Skills	63.4	63.7	.14
3. Curriculum Enrichment	50.1	46.4	2.18 *
4. Achievement of Educational Aims	54.4	55.1	.50
5. Extension of Free Services	38.3	45.1	3.09 **
6. Total Questionnaire	54.6	55.4	.30

* significant at 5 per cent level

** significant at 1 per cent level

Number of Responses

Upper $\frac{1}{4}$ - 579
Lower $\frac{1}{4}$ - 78

From Table 9, it can be seen that the size of the school appears to be associated with the attitudes and opinions of parents in only two areas, namely, Curriculum Enrichment and Extension of Free Services. A significantly greater percentage of the parents from the larger schools favored the addition of the various curricular opportunities

listed in Items 26 through 34. A significantly greater percentage of the parents from the smaller schools favored the provision of the services listed in Items 54 through 60 at no cost to the pupil.

TABLE 10

TESTS OF SIGNIFICANCE OF DIFFERENCES
IN PERCENTAGES OF RESPONSES INDICATING SATISFACTION
WITH SCHOOLS FROM PARENTS WHOSE CHILDREN ATTENDED
SCHOOLS WHERE ADMINISTRATOR HAS BEEN ON JOB FOUR
YEARS OR MORE AND TWO YEARS OR LESS

Areas	Percentage of Responses Indicating Satisfaction		"X" Value
	4 yrs or more	2 yrs or less	
1. General Attitudes	68.9	64.7	3.23 **
2. Basic Skills	62.3	56.5	4.14 **
3. Curriculum Enrichment	50.0	48.2	1.50
4. Achievement of Educational Aims	56.9	47.8	10.11 **
5. Extension of Free Services	37.7	41.0	2.36 *
6. Total Questionnaire	55.4	50.5	3.03 **
* significant at 5 per cent level			Number of Responses
** significant at 1 per cent level			4 yrs or over - 610
			2 yrs or less - 254

From Table 10, it appears that the length of the tenure of the administrator is a factor associated with the attitudes and opinions of parents in four of the five areas tested and in the total inventory. The differences in percentages were significant at the 1 per cent level on items dealing with General Attitudes, Basic Skills, Achievement of Educational Aims, and on the total questionnaire. The difference in percentage of responses indicating satisfaction was significant at the 5 per cent level, but not at the 1 per cent level for the items dealing with the Extension of Free Services. The parents whose children attended schools where the administrators had been on their jobs for

longer periods were in general better satisfied. In the case of the items dealing with Extension of Free Services, however, the parents of children who attended schools with shorter administrative tenure were more willing that additional free services should be offered.

TABLE 11

TESTS OF SIGNIFICANCE OF DIFFERENCES
IN PERCENTAGES OF RESPONSES INDICATING SATISFACTION
WITH SCHOOLS FROM PARENTS WHOSE CHILDREN ATTENDED
SCHOOLS WHERE AVERAGE TEACHER SALARY IS ABOVE
MEDIAN AND BELOW MEDIAN FOR SAMPLE

Areas	Percentage of Responses Indicating Satisfaction		"X" Value
	Above Median	Below Median	
1. General Attitudes	68.2	67.6	.50
2. Basic Skills	62.6	58.3	3.31 **
3. Curriculum Enrichment	50.1	49.2	.75
4. Achievement of Educational Aims	54.0	51.8	2.44 *
5. Extension of Free Services	38.3	42.2	3.00 **
6. Total Questionnaire	54.3	53.2	2.20 *

* significant at 5 per cent level	Number of Responses
** significant at 1 per cent level	
	Above median - 704
	Below median - 295

In Table 11, it is seen that the average teacher salary appears to be associated with the attitudes and opinions of parents in the area of Basic Skills, Achievement of Educational Aims, Extension of Free Services, and on the total questionnaire. The differences in the percentages of responses indicating satisfaction in the area of Achievement of Educational Aims and in the total questionnaire are significant at the 5 per cent level, but not at the 1 per cent level. For the items dealing with Basic Skills and Extension of Free Services these differences are significant at the 1 per cent level. Except in the case of

items dealing with Extension of Free Services, the parents whose children attended schools with higher average teacher salaries were, in general, more favorably impressed with the jobs their schools are doing.

TABLE 12

TESTS OF SIGNIFICANCE OF DIFFERENCES
IN PERCENTAGES OF RESPONSES INDICATING SATISFACTION
WITH SCHOOLS FROM PARENTS WHOSE CHILDREN ATTENDED
SCHOOLS WHERE AVERAGE TEACHER TENURE IS THREE
YEARS OR OVER AND WHOSE AVERAGE TEACHER TENURE IS
LESS THAN THREE YEARS

Areas	Percentage of Responses Indicating Satisfaction		"X" Value
	3 yrs or over	Under 3 yrs	
1. General Attitudes	69.0	65.0	2.22 *
2. Basic Skills	62.8	57.0	3.05 **
3. Curriculum Enrichment	50.3	48.5	1.20
4. Achievement of Educational Aims	54.2	51.4	3.11 **
5. Extension of Free Services	38.6	41.9	1.77
6. Total Questionnaire	54.6	52.2	4.80 **
* significant at 5 per cent level ** significant at 1 per cent level			
			Numbers of Responses
			3 yrs or over - 747
			Under 2 yrs - 252

From Table 12, teacher tenure appears to be associated with parents' attitudes and opinions in the areas of General Attitudes, Basic Skills, Achievement of Educational Aims, and on the total questionnaire. The difference in percentages of the two groups of parents were significant at the 5 per cent level but not at the 1 per cent level for the items related to General Attitudes. For the other areas, namely, Basic Skills, Achievement of Educational Aims and on the total instrument, the differences were significant at the 1 per cent level. In all cases where significant differences were indicated in the nature of the

attitudes and opinions of the two sets of parents, it was found that the parents whose children attended schools with longer teacher tenure were, in general, better satisfied with their schools.

TABLE 13

TESTS OF SIGNIFICANCE OF DIFFERENCES
IN PERCENTAGES OF RESPONSES INDICATING SATISFACTION
WITH SCHOOLS FROM PARENTS WHOSE ANNUAL INCOMES
WERE ABOVE \$5000 AND FROM THOSE PARENTS
WHOSE ANNUAL INCOMES WERE BELOW \$3000

Areas	Percentage of Responses Indicating Satisfaction		"X" Value
	Above \$5000	Below \$3000	
1. General Attitudes	69.3	70.4	.79
2. Basic Skills	60.7	63.0	1.53
3. Curriculum Enrichment	52.4	47.2	3.47 **
4. Achievement of Educational Aims	53.6	53.3	.09
5. Extension of Free Services	35.9	43.6	4.81 **
6. Total Questionnaire	54.1	55.9	.62
<hr/>			
* significant at 5 per cent level	Number of Responses		
** significant at 1 per cent level	Above \$5000 - 243		
	Below \$3000 - 242		

From Table 13, it is seen that family income appears to be associated with parents' attitudes and opinions only in the areas of Curriculum Enrichment and Extension of Free Services. In both of these areas the differences in the percentages of responses indicating satisfaction were significant at the 1 per cent level.

In the area of Curriculum Enrichment the parents having annual incomes of above \$5000 appeared to be more willing to pay extra taxes to provide an enriched curriculum. The reverse was true in the area of Extension of Free Services where the parents having annual incomes of less than \$3000 were in favor of providing more free services to students.

TABLE 14

TESTS OF SIGNIFICANCE OF DIFFERENCES
IN PERCENTAGES OF RESPONSES INDICATING SATISFACTION
WITH SCHOOLS FROM FATHERS AS COMPARED WITH SUCH
RESPONSES FROM MOTHERS

Areas	Percentage of Responses Indicating Satisfaction		"X" Value
	Father	Mother	
1. General Attitudes	67.6	69.1	1.07
2. Basic Skills	62.7	61.5	.80
3. Curriculum Enrichment	52.9	47.5	2.85 **
4. Achievement of Educational Aims	53.5	52.9	.67
5. Extension of Free Services	42.8	37.8	3.33 **
6. Total Questionnaire	55.2	53.3	3.80 **
* significant at 5 per cent level ** significant at 1 per cent level			Number of Responses Fathers - 226 Mothers - 456

The relationship of the respondent to the senior in question appears to be associated with the attitudes and opinions of parents only in the areas of Curriculum Enrichment and Extension of Free Services, and is reflected also in the responses to the total inventory. From Table 14, the fathers appear to be more willing than the mothers to pay extra taxes to provide additional curricular opportunities over and above the basic school subjects. This table also shows that fathers are more willing to provide the services listed in items 54 through 60 at no cost to the pupil. This again would probably result in an addition to the amount of school tax to be paid.

TABLE 15

TESTS OF SIGNIFICANCE OF DIFFERENCES
IN PERCENTAGES OF RESPONSES INDICATING SATISFACTION
WITH SCHOOLS FROM PARENTS WHO ARE HOME OWNERS AS
COMPARED WITH SUCH RESPONSES FROM PARENTS WHO
ARE RENTERS

Areas	Percentage of Responses Indicating Satisfaction		"X" Value
	Home Owners	Tenants	
1. General Attitudes	67.1	72.0	3.50 **
2. Basic Skills	61.0	65.5	3.00 **
3. Curriculum Enrichment	49.5	54.0	3.75 **
4. Achievement of Educational Aims	53.7	55.8	2.33 *
5. Extension of Free Services	38.4	43.8	3.60 **
6. Total Questionnaire	53.7	57.5	7.60 **

* significant at 5 per cent level	Number of Responses
** significant at 1 per cent level	
	Home Owners - 747
	Tenants - 216

In Table 15, it appears that home ownership is associated with parental attitudes and opinions regarding the school attended by the children. Only in the area of Achievement of Educational Aims was the difference not significant at the 1 per cent level. Even here the percentages of responses indicating satisfaction between the home owners and tenants differed significantly at the 5 per cent level.

Differences of such a magnitude as to be significant at the 1 per cent level occurred in the areas of General Attitudes, Basic Skills, Curriculum Enrichment, Extension of Free Services and on the total questionnaire. In each of the groups and on the total questionnaire the tenants appeared to be more interested in the welfare of the school than home owners.

TABLE 16

TESTS OF SIGNIFICANCE OF DIFFERENCES
IN PERCENTAGES OF RESPONSES INDICATING SATISFACTION
WITH SCHOOLS FROM PARENTS WHO HAVE ATTENDED SCHOOL
FUNCTIONS WITHIN PAST YEAR AND FROM THOSE PARENTS
WHO HAVE NOT ATTENDED SUCH FUNCTIONS

Areas	Percentage of Responses Indicating Satisfaction		"X" Value
	Attended	Did Not Attend	
1. General Attitudes	69.1	60.2	4.24 **
2. Basic Skills	61.9	60.0	.86
3. Curriculum Enrichment	50.8	41.5	4.23 **
4. Achievement of Educational Aims	53.6	56.2	2.00 *
5. Extension of Free Services	39.4	41.9	1.14
6. Total Questionnaire	54.4	52.6	2.00 *
* significant at 5 per cent level ** significant at 1 per cent level			
			Number of Responses
			Attenders - 915
			Non-Attenders - 71

From Table 16, attendance at school functions appears to be associated with parental attitudes and opinions on items relating to General Attitudes, Curriculum Enrichment and Achievement of Educational Aims as well as on the total questionnaire. The difference in the percentage of responses indicating satisfaction, among those who had attended school functions within the past year, as contrasted with those who had not, were significant at the 1 per cent level in the areas of General Attitudes and Curriculum Enrichment. These differences were significant at the 5 per cent level for items relating to Achievement of Educational Aims and for the total questionnaire. In the cases of General Attitudes and Curriculum Enrichment, as well as for the total questionnaire, the parents who had attended school functions within the past year appeared to be more interested in the school. The parents who

had not attended such functions appeared to be better satisfied with the job being done in the Achievement of Educational Aims.

TABLE 17

TESTS OF SIGNIFICANCE OF DIFFERENCES
IN PERCENTAGES OF RESPONSES INDICATING SATISFACTION
WITH SCHOOLS FROM PARENTS WHO VOTED IN LAST SCHOOL
ELECTION AS COMPARED WITH SUCH RESPONSES FROM THOSE
PARENTS WHO DID NOT VOTE IN THAT ELECTION

Areas	Percentage of Responses Indicating Satisfaction		"X" Value
	Voters	Non-Voters	
1. General Attitudes	68.5	69.7	.80
2. Basic Skills	62.0	62.9	.75
3. Curriculum Enrichment	51.6	49.1	2.27 *
4. Achievement of Educational Aims	53.9	55.4	1.67
5. Extension of Free Services	38.4	42.7	3.58 **
6. Total Questionnaire	54.5	55.5	2.00 *
<hr/>			
* significant at 5 per cent level	Number of Responses		
** significant at 1 per cent level	Voters - 598		
	Non-Voters - 350		

According to Table 17, whether or not parents voted in the last school election appears to have but little association with their attitudes toward the schools their children attended. The differences in the percentage of responses indicating satisfaction with schools, for the voters and non-voters, were significant at the 5 per cent level in the area of Curriculum Enrichment. For the area of Extension of Free Services, the difference was significant at the 1 per cent level. The difference for the total questionnaire was significant at the 5 per cent level.

In the area of Curriculum Enrichment, the voters expressed more willingness to spend extra tax money for additions to the curriculum

than did the non-voters. In the area of Extension of Free Services, however, the non-voters appeared more willing to provide the extra services listed in Items 54 through 60 at no direct cost to the pupil. On the total questionnaire the non-voters appeared to be better satisfied than the voters.

TABLE 18

TESTS OF SIGNIFICANCE OF DIFFERENCES
IN PERCENTAGES OF RESPONSES INDICATING SATISFACTION
WITH SCHOOLS FROM PARENTS WHO HAVE VISITED CLASSES
IN PAST YEAR AS COMPARED WITH SUCH RESPONSES FROM
PARENTS WHO DID NOT VISIT CLASSES

Areas	Percentage of Responses Indicating Satisfaction		"X" Value
	Visitors	Non-Visitors	
1. General Attitudes	67.7	69.6	1.29
2. Basic Skills	64.1	61.6	1.79
3. Curriculum Enrichment	53.3	49.6	3.08 **
4. Achievement of Educational Aims	56.7	53.7	3.33 **
5. Extension of Free Services	42.7	38.8	2.79 **
6. Total Questionnaire	56.7	54.2	5.00 **
* significant at 5 per cent level			Number of Responses
** significant at 1 per cent level			Visitors - 249
			Non-Visitors - 720

In Table 18, it is seen that classroom visitation by the parents appears to be associated with parental attitudes toward Kansas high schools in the areas of Curriculum Enrichment, Achievement of Educational Aims, and Extension of Free Services as well as on the total questionnaire. The differences in percentages of responses indicating satisfaction with the schools from the parents who visited classes in the past year as compared with the responses of those who did not make such visits were significant at the 1 per cent level. In all these

cases the group of parents who had visited the classes were more favorable in their attitudes toward the schools.

Summary

In summary, this chapter contains the gross data and its interpretation. The first section of this chapter contains the summarization of the attitudes and opinions this sampling of parents held toward the high schools attended by their children.

Table 7 contains the items included in the questionnaire and the percentage of respondents that selected each of the possible answers to each item. It can be seen by adding the percentages in the Yes, No, and Can't Say blanks that the total percentage is less than 100 per cent. This is because not all parents answered all the questions. For example, 77.1 per cent of the respondents answered Yes on Item 1 while 16.2 per cent answered No, and 3.9 per cent answered Can't Say. Totaling these we find that 2.8 per cent of the respondents did not answer this item.

As stated earlier in this chapter, a Yes answer on Items 1 through 60 indicated a satisfactory response except for Item 23. On item 23 a No answer indicated satisfaction.

The range of answers indicating satisfaction extended from 20.0 per cent for Item 55 to 96.2 per cent for Item 16. The mean percentage of answers indicating satisfaction for the entire questionnaire was 54.9 per cent.

The second part of this chapter contains the tables that show the association of each of the factors with parental attitudes and opinions regarding each of the five areas and the total inventory. A summary of these tables is shown in Table 19.

TABLE 19

SUMMARY OF THE "X" VALUES OF DIFFERENCES
IN PERCENTAGES OF RESPONSES INDICATING SATISFACTION
IN EACH OF THE AREAS AND ON THE TOTAL QUESTIONNAIRE

Factors	Areas					Total Question- naire
	General Attitudes	Basic Skills	Curr. Enrich.	Ach. of Ed. Aims	Ext. of Free Services	
1. Enrollment	.29	.14	2.18*	.50	3.09**	.30
2. Tenure of Administrator	3.23**	4.14**	1.50	10.11**	2.36*	3.06**
3. Average Teacher Salary	.50	3.31**	.75	2.44*	3.00**	2.20*
4. Average Teacher Tenure	2.22*	3.05**	1.20	3.11**	1.77	4.80**
5. Family Income	.79	1.53	3.47**	.09	4.81**	.82
6. Relationship of Respondent	1.07	.80	2.85**	.67	3.33**	3.80**
7. Home Ownership	3.50**	3.00**	3.75**	2.33*	3.60**	7.60**
8. Attendance at School Functions	4.24**	.86	4.23**	2.00*	1.14	2.00*
9. Voting in Last School Election	.80	.75	2.27*	1.67	3.58**	2.00*
10. Classroom Visitation	1.29	1.79	3.08**	3.33**	2.79**	5.00**
* significant at 5 per cent level						
** significant at 1 per cent level						

In this study, interpretation of causation attributed to factors characterized by association was avoided. In addition, it is recognized that factors other than those under consideration might have produced the differences reported in Tables 8 through 17. The methodology employed, however, served to identify factors worthy of further investigation by experiment.

CHAPTER V

CONCLUSIONS AND RECOMMENDATIONS

Introduction

The final chapter in this report must deal with two problems. First of all, what conclusions may be drawn from an analysis of the data? Secondly, what are the implications of these conclusions? In other words, what recommendations should be made to school board members, school administrators and faculty members on the basis of these conclusions?

Since time and space do not permit the discussion of all the conclusions that might be drawn from this study, some delimitation must occur. For the purposes of this study, it is felt that only those conclusions that are germane to the achievement of the objectives of this study should be discussed here.

The reader will recall that the first objective of this study was to ascertain what attitudes and opinions the parents of the students in Kansas high schools held regarding the schools their children attended during the school year 1952-53. The first conclusion to be reached would naturally be related to the data providing the answer to this question. Since the second objective of the study was to learn which of certain selected factors, both school and non-school, were associated with those attitudes and opinions, the other conclusions to be reached would relate to the answering of this question.

The recommendations to be made will be based on the nature of the conclusions reached.

Conclusions

Percentages of Favorable Responses

As shown in Table 7, and as explained in Chapter IV, the attitudes of the 999 sets of parents in this sample were, in general, satisfactory insofar as the schools in the sample were concerned. The percentages of responses indicating satisfaction with existing conditions, as measured by the questionnaire used, ranged from 20.0 per cent on Item 55 to 96.2 per cent on Item 16. Item 55 is as follows:

How many of the following items and services do you feel should be provided out of tax funds and at no direct cost to the pupil?

55. Free admission to all athletic contests..... Yes___ No___ Can't Say___

Item 16 reads as follows:

16. In Kansas all children are required to attend school until they complete the eighth grade or until they reach their sixteenth birthday if they are physically and mentally able to do so. Do you think this is a good requirement?..... Yes___ No___ Can't Say___

The mean percentage of responses indicating satisfaction with existing conditions was 54.9 per cent. As stated in Chapter IV, this indicates that slightly more than half the respondents in this study were satisfied, in general, with conditions in the schools in this study.

Factors Associated With Responses

At least one conclusion will be formulated regarding the association of each of the selected factors with parental responses on

the inventory. These factors, as listed in Chapter I and as repeated here, are:

1. Number of pupils enrolled in the school.
2. Length of tenure of the school administrator.
3. Mean salary of teachers in the school.
4. Average teacher tenure.
5. Mean annual income of the responding family.
6. Relationship of respondent to senior in question.
7. Respondent's ownership of home.
8. Attendance at school functions within past year.
9. Respondent's exercise of franchise in last school election.
10. Visitation of school by respondent within past year.

Enrollment: --The responses of parents whose children attended the largest twenty-five schools were compared with the responses of parents of children who attended the twenty-five smallest schools. Of the five areas of the questionnaire, the percentages of the responses from these two sets of parents differed at the 5 per cent level of significance in the area of Curriculum Enrichment and the 1 per cent level of significance in the area of Extension of Free Services.

Parents from the larger schools favored the addition of the curricular opportunities listed in Items 26 through 34. These parents favored the provision of these opportunities even if such a move would mean an addition to their present school taxes. Since these parents are from the larger, and in many cases wealthier districts, these parents have known the benefits of these additional curricular opportunities and feel they are willing and able to pay for them.

In the case of the items concerning Extension of Free Services, the parents from the smaller schools favored the provision of these services out of tax funds at no cost to the pupils. In many cases these parents represented larger families and those with smaller incomes. It is quite understandable that they would like to have all the patrons in the community share these expenses with them.

Two conclusions can be drawn regarding the association of the size of the school on parents' attitudes and opinions. These conclusions are:

1. The parents whose children attended the twenty-five largest schools were slightly more in favor of paying extra taxes, if necessary, to provide additional curricular experiences than were the parents whose children attended the twenty-five smallest schools.
2. Parents whose children attended the twenty-five smallest schools were significantly more in favor of providing more extra-curricular services to students out of tax funds than were the parents whose children attended the twenty-five largest schools.

Tenure of Administrator: --In studying the effect of this factor, the responses of parents whose children attended schools where the administrator had been on the job for four years or more were compared with the responses of those parents whose children attended schools where the administrator had been on the job two years or less.

Differences in percentages of responses indicating satisfaction from the two groups of parents were significant at the 1 per cent level in the areas of General Attitudes, Basic Skills, Achievement of Educational Aims, and on the total questionnaire. A difference significant at the 5 per cent level was obtained in the area of Extension of Free Services.

The parents whose children attended the schools where the administrator had been on the job for four years or more indicated a significantly greater degree of satisfaction with conditions existing in the school than the other group of parents in the areas of General Attitudes, Basic Skills, Achievement of Educational Aims, and on the total questionnaire. Parents whose children attended the schools where the administrator had been on the job two years or less indicated

slightly more willingness to provide the services listed in the area of Extension of Free Services than did the other group of parents.

Conclusions regarding the association of the tenure of the administrator on parental attitudes are as follows:

1. Parents whose children attended schools where administrators had greater tenure appeared to be better satisfied with the secondary schools in their communities.
2. Parents whose children attended schools where administrative tenure was short were slightly more in favor of providing additional extra-curricular services to students out of tax funds.

Average Teacher Salary: --In this case, the responses of parents whose children attended schools where the average teacher salary was above the median of averages for the sample were compared with the responses of parents whose children attended schools where the average teacher salary was below this median.

Differences in percentages of responses indicating favorable attitudes were significant at the 1 per cent level in the areas of Basic Skills and Extension of Free Services. Differences were significant at the 5 per cent level in the area of Achievement of Educational Aims and on the total questionnaire.

The conclusions to be drawn from a study of this factor are as follows:

1. Parents whose children attended schools where teachers draw higher salaries were, in general, better satisfied with their schools.
2. Parents whose children attended schools where teachers' salaries were lower favored the provision of additional extra-curricular services at no direct cost to the pupil.

Average Teacher Tenure: --In a study of the relationship of

teacher tenure with the attitudes of parents toward secondary schools, the responses of parents whose children attended schools where average tenure was three years or more were compared with responses of parents whose children attended schools where average teacher tenure was less than three years.

Differences in the percentages of responses that were favorable toward the local schools were significant at the 1 per cent level in the areas of Basic Skills, Achievement of Educational Aims, and on the total questionnaire. A difference significant at the 5 per cent level was obtained in the area of General Attitudes. In all these cases the percentages of responses indicating satisfactory attitudes were greater for the group of parents whose children attended schools having the longer teacher tenure.

The conclusion drawn from a study of teacher tenure is as follows:

1. Parents whose children attended schools where teacher tenure was longer indicate they were better satisfied with their local schools than were parents in communities where teacher tenures were shorter.

Family Incomes: --To study the factor of family incomes, the parents were again divided into two classes. The responses of parents whose annual family incomes were above \$5000 were compared with the responses of parents whose annual family incomes were below \$3000.

Differences in percentages of responses from the two groups of parents indicating satisfaction were significant at the 1 per cent level in the areas of Curriculum Enrichment and Extension of Free Services. The parents having the higher incomes appeared to be more willing to pay extra taxes, if necessary, to provide additional curricular opportunities for their children. The parents having lower

incomes were more in favor of providing the extra curricular services listed in Items 54 through 60 at no direct cost to the pupil. Conclusions drawn from a study of this factor are as follows:

1. Parents having higher incomes were more willing to pay extra taxes to provide richer curricular experiences for their children than were the parents having lower incomes.
2. Parents having lower incomes were more willing to have extra curricular services provided for their children out of tax funds.

Relationship of Respondents to Seniors: --In this case, the responses of the fathers were compared with those of the mothers. Differences in the percentages of responses indicating satisfaction with schools were significant at the 1 per cent level in the areas of Curriculum Enrichment, Extension of Free Services, and on the total questionnaire. In all three of these areas the fathers indicated higher degrees of satisfaction than did the mothers.

The only conclusion drawn regarding this factor is as follows:

1. Fathers, in general, were better satisfied with local schools than were mothers.

Ownership of Home: --To study this factor, the responses of parents who owned their homes were compared with the responses of parents who were tenants. No other factor seemed to be as effective as this one in the formulation of parental attitudes. Differences in the percentage of responses from the two groups of parents indicating satisfaction were significant at the 1 per cent level in the areas of General Attitudes, Basic Skills, Curriculum Enrichment, Extension of Free Services, and on the total questionnaire. In the areas of Achievement of Educational Aims, the difference was significant at the 5 per cent level. In all

cases the tenants indicated a higher degree of satisfaction than did homeowners.

The conclusions drawn regarding this factor are as follows:

1. Tenants were, in general, better satisfied with the secondary schools in their community than were homeowners.
2. Tenants were more willing to pay extra taxes, if necessary, to provide richer curricular experiences for their children than were homeowners.
3. Tenants were more willing to provide extra-curricular services to their children out of tax funds.

Attendance at School Functions: --In a study of this factor, the responses of the parents who had attended school functions such as athletic events or school plays in the past year were compared with the responses of parents who had not attended such functions. Differences in the percentages of responses of the two groups of parents, indicating satisfaction, were significant at the 1 per cent level for the areas of General Attitudes and Curriculum Enrichment. Differences were significant at the 5 per cent level for the area of Achievement of Educational Aims and for the total questionnaire.

The conclusions drawn from an analysis of these data are as follows:

1. Parents who had attended school functions in the past year were better satisfied, in general, than parents who did not attend such functions.
2. Parents who had attended school functions in the past year appeared more willing to pay extra taxes, if necessary, to provide richer curricular experiences for their children than were parents who had not attended such functions.
3. These same parents who had attended these school functions were not as well satisfied with how well the local school had achieved its educational objectives as were the parents who had not attended such functions.

Voting in Last School Election: --The responses of the parents who voted in the last school election were compared with the responses of the parents who did not vote. A difference significant at the 1 per cent level was obtained in favor of those parents who did not vote in the last school election in the area of Extension of Free Services. Two sets of percentages differed significantly at the 5 per cent level in the area of Curriculum Enrichment and on the total questionnaire.

The conclusions to be drawn regarding this factor are as follows:

1. Parents who did not vote in the last election were slightly better satisfied with conditions in the local school than were those parents who voted.
2. Parents who voted in the past election were slightly more willing to pay extra taxes, if necessary, to provide richer curricular experiences for their children than were the non-voters.
3. Parents who did not vote in the last school election were significantly more in favor of providing extra curricular services to students out of tax funds than were the parents who voted.

Classroom Visitation: --The responses of parents who have visited classes in their local high schools were compared with the responses of the parents who did not visit classes. Differences in percentages of responses indicating satisfaction with existing conditions for the two groups of parents were significant at the 1 per cent level for the areas of Curriculum Enrichment, Achievement of Educational Aims, Extension of Free Services, and on the total questionnaire.

The conclusions drawn from a study of this factor are as follows:

1. Parents who had visited classes in the past year were slightly better satisfied with the local school than were those who had not visited classes.
2. Parents who visited classes were more willing to pay extra taxes, if necessary, to provide richer curricular experiences for their children than were parents who did not visit classes.
3. Parents who visited classes were more willing to provide extra-curricular services out of tax funds for the pupils than were parents who had not visited classes.

Recommendations

As stated earlier in this chapter, one of the problems to be dealt with in this chapter was the formulation of recommendations. These recommendations, based on the conclusions drawn from a study of various factors under consideration, are made for the benefit of school board members, school administrators, and faculty members.

As in the case of the conclusions reached, the recommendations made will be based on the results of the study of each of the factors considered. The recommendations based on a study of each of the factors follow:

Enrollment

1. Administrators of larger schools should critically study their curricula with a view toward providing enriching experiences for their students since these parents expressed their willingness to pay extra taxes, if necessary, for these opportunities for their children.
2. Administrators in smaller schools should consider the possibility of providing such services and supplies as textbooks, free admission to athletic contests, plays, and parties; athletic equipment; musical instruments; and minor health services out of tax funds at no direct cost to the pupils.

Tenure of Administrators

1. Since parents were apparently better satisfied if their children attended schools where administrators had longer

tenure, boards of control should strive to select good administrators and to keep them for longer periods.

Average Teacher Salary

1. Since better teacher salaries were related to parental satisfaction, each school should pay as high teacher salaries as possible.

Average Teacher Tenure

1. Just as in the case of administrative tenure, longer teacher tenure was associated with parental satisfaction. School boards and administrators should strive toward longer teacher tenures in the local schools.

Family Income

1. Administrators in higher income communities should critically review their curricula and provide enriching experiences since these parents expressed their willingness to pay for these additional opportunities for their children.
2. Administrators in lower income communities should consider the possibility of providing such services and supplies as textbooks; free admission to athletic contests, school plays and parties; athletic equipment; musical instruments and minor health services out of tax funds at no direct costs to the pupils.

Relationship of Respondent

1. Administrators should attempt to do a more complete job of interpreting their educational programs to the mothers of the students.

Ownership of Home

1. Administrators should concentrate more on a public relations program with the home owners in their communities. Since these people pay more direct school taxes than tenants they have the right to know and understand the school program.

Attendance at School Functions

1. Since parents who attended school functions were better

satisfied with their schools, administrators should encourage more parents to attend these functions.

Voting in Last School Election

1. Since parents who voted were not as well satisfied as those who did not, administrators should endeavor to more clearly interpret their school programs to the voters.

Classroom Visitation

1. Since parents who had visited classes were better satisfied with the schools, administrators should encourage more parents to visit high school classes.

Summary

To summarize the conclusions reached and to qualify them in a subsequent discussion, the following list is presented:

Conclusions

1. Parents whose children attended the twenty-five largest schools in the sample were slightly more in favor of paying extra taxes, if necessary, to provide additional enriching curricular experiences than were the parents whose children attended the twenty-five smallest schools.
2. Parents whose children attended the twenty-five smallest schools in the sample were significantly more in favor of providing more extra-curricular services to students, out of tax funds, than were the parents whose children attended the twenty-five largest schools.
3. Parents whose children attended schools where administrators have greater tenure appeared to be better satisfied with the secondary schools in their communities.
4. Parents whose children attended schools where administrative tenure was short were slightly more in favor of providing additional extra-curricular services to students out of tax funds.
5. Parents whose children attended schools paying higher teachers' salaries were, in general, better satisfied with their schools.

6. Parents whose children attended schools paying lower teachers' salaries favored the provision of additional extra-curricular services at no direct cost to the pupils.
7. Parents whose children attended schools where teacher tenure was longer were, in general, better satisfied with their schools.
8. Parents drawing higher incomes were more willing to pay extra taxes, if necessary, to provide richer curricular experiences for their children than were parents having lower incomes.
9. Parents having lower incomes were more willing to provide extra-curricular services to children out of tax funds.
10. Fathers were, in general, better satisfied with local schools than were mothers.
11. Tenants were, in general, better satisfied with the local secondary schools than were home owners.
12. Tenants were more willing to pay extra taxes, if necessary, to provide richer curricular experiences for their children than were home owners.
13. Tenants were more willing to provide extra-curricular services for their children out of tax funds than were home owners.
14. Parents who attended school functions in the past year were better satisfied, in general, with the local high schools than parents who did not attend such functions.
15. Parents who attended such school functions also appeared more willing to pay extra taxes, if necessary, to provide richer curricular experiences for their children than the parents who did not attend these functions.
16. Parents who did not attend school functions in the past year appeared better satisfied with how well the school is achieving its educational objectives than did those parents who had attended these same functions.
17. The parents who did not vote in the last school election appeared to be slightly better satisfied with the local school than did the voters.
18. Parents who voted appeared to be slightly more willing to pay extra taxes, if necessary, to provide richer curricular experiences for their children than did the non-voters.

19. Parents who did not vote indicated significantly more willingness to provide extra-curricular services to the pupils out of tax funds than did the voters.
20. Parents who had visited classes in the past year indicated that they were slightly better satisfied with the local school than were those who had not visited classes.
21. Parents who had visited classes indicated more willingness to pay extra taxes, if necessary, to provide richer curricular experiences for their children than did those who had not made such visits.
22. Parents who visited classes appeared more willing to provide extra-curricular services out of tax funds for the pupils than were those parents who had not visited classes.

Qualifications

Before beginning a summary of the recommendations to be made, it is well to discuss the nature of some of the conclusions reached. Most of these conclusions are those one would expect. Others, however, need some clarification at this point.

The second conclusion held that parents whose children attended the smaller schools were significantly more in favor of providing more extra-curricular services to students out of tax funds than were parents whose children attended the twenty-five largest schools. Conclusions four, six, nine, and thirteen held that parents whose children attended schools where the tenure of the administrator was two years or less, parents whose children attended schools where teachers average salaries were below the median of the average for the sample, parents having incomes of below \$3000 per year and parents who did not own their homes also felt this way. In all these cases the parents were for the most part living in communities having less wealth. It is quite likely that these people would feel that the provision of these services out of

tax funds would ease their personal financial burdens. It probably was not that these parents were any more interested in seeing that these services were provided for their children than other parents were. It was, however, their feeling that providing the services from tax funds would make the cost less.

According to conclusions eleven, thirteen, sixteen, seventeen, and nineteen, tenants, parents who did not attend school functions, and parents who did not vote in the last school election all appeared to be better satisfied with conditions in the local schools than were their respective comparison groups. It is quite likely that these groups were not too cognizant of what actually was taking place at the school. This does not imply that if one knows what is happening in his local school he will unquestionably criticize it. It may be, however, that whatever factors contributed to their being non-home owners, non-attenders at school functions and non-voters also contributed to a lack of interest in the school, and that this, in turn, caused them to be less critical than they might otherwise have been.

Conclusion twelve held that tenants are also more willing to pay extra taxes, if necessary, to provide richer curricular experiences for their children than were parents who owned their own homes. This does not mean that parents who are tenants are more solicitous of the welfare of their children than are parents who own their homes. It quite likely indicates that tenants do not realize that they too pay school taxes. Their taxes, instead of being paid directly, are concealed in the rent they pay. If this premise is tenable, the parents who are tenants would feel they are getting something for nothing if the school program is improved.

A final note of caution should be sounded in qualifying the conclusions that have been drawn. This caution concerns the representativeness of the responses that have been studied. Although several steps were taken to insure the representativeness of the 100 schools selected for the sample, there was no way of being sure that the 999 sets of parents who responded were representative of the approximately 3000 sets of parents whose children attended the 100 schools in the sample. Considerable information would be needed about each of the 3000 sets of parents to whom the questionnaires were sent, as well as about the 999 sets of parents who responded, before any statement could be made regarding the representativeness of the responses.

Four indications of representativeness were examined by the writer. No determining evidence was found that the 999 responses obtained were or were not representative of the 3000 possible responses or of the entire State.

An examination was made, first of all, to see how many of the 100 communities were represented by the 999 respondents. As stated earlier in this thesis, these respondents represented 99 of the 100 communities. This does not guarantee that the responses are representative of the larger population, but such representativeness is possible insofar as coverage is concerned.

An attempt was made next to compare the income of the respondents with the income of all people in the State. Of the 999 respondents in this study, 24.2 per cent reported family income of less than \$3000, while 24.3 per cent reported family income of above \$5000. From this it can be seen that approximately as many families fall in one of the categories as the other.

According to the findings of the 1950 census, the above would not be true for the State as a whole. In 1950, 616,490 persons in Kansas reported income of less than \$3000 per year, while only 59,600 persons earned more than \$5000 per year.¹ From this it can be seen that nearly eleven times as many fall in the lower bracket as in the upper. At first, this seems to indicate that the 999 respondents are not representative of the population of the State as a whole. This statement cannot be substantiated by this evidence, however, since the census figures cover a much different population than covered in this study.

All wage earners fourteen years of age and older are included in the census figures. Only older, and presumably higher salaried, persons are included in the current study.

Home ownership was another criterion used to test the representativeness of the sample. In the current study 74.7 per cent of the parents were home owners. According to the 1950 census, 63.9 per cent of all occupied dwelling units in the State were owner occupied.² Here again, the difference in the populations in the two cases is great enough that no definite decision can be reached regarding the representativeness of the sample. The census figures include not only the parents included in this study, but also include many younger families who have not yet acquired ownership of their homes.

The percentages of voters among the parents in the sample and among all citizens in the State were checked for similarity. Since

¹U. S. Department of Commerce, Bureau of Census; 1950 U. S. Census of Population, Bulletin P-C16, Kansas Detailed. U. S. Government Printing Office, Washington; 1952, pp. 16-215.

²U. S. Department of Commerce, Bureau of Census; 1950 U. S. Census of Population, Bulletin H-A16, Kansas General Characteristics; U. S. Government Printing Office, Washington, D. C., 1952; p. 16-3.

809,394, or 65.7 per cent of the 1,231,470 citizens of Kansas, who were 21 years of age or over, voted for a candidate for the office of State Superintendent of Public Instruction in 1950,¹ and only 59.8 per cent of the parents in the sample voted in the last school election, no assurance of representativeness is provided here. On the other hand, this evidence is not sufficient to disprove the representativeness of the sample of parents used in the study.

As stated earlier, there was no way of being sure that the 999 sets of parents who responded were representative of the approximately 3000 sets of parents whose children attended the 100 schools in the sample. Consequently, no such claims of representativeness have been made. The conclusions drawn above relate only to the parents in the sample. Users of these data who generalize to a larger population should keep these possible limitations in mind.

Recommendations

These recommendations are made to boards of control, administrators and teachers and to combinations of the three. The summary of recommendations and the personnel to whom they are most directly made follows:

Boards of Control: --Boards of control should strive for longer administrative and teacher tenure, higher teacher salaries and larger enrollments. Evidence in this study indicates that these factors were associated with satisfaction on the part of parents. It can be seen that the administrators also have responsibilities in these areas.

¹Paul R. Shanahan; Thirty-Eighth Biennial Report of the Secretary of State 1951-52; State Printing Office, Topeka, Kansas, 1952; p. 34.

Administrators: --Administrators of smaller schools, and those working in communities that are predominantly populated with lower income families should consider the possibility of providing such services and supplies as textbooks, athletic equipment, free admissions to school plays and parties, musical equipment and minor health services out of tax funds at no direct cost to the pupils.

Administrators and Teachers: --Administrators and teachers should work together to encourage greater attendance at school functions and more classroom visitation. Each of these factors was associated with satisfaction on the part of parents. The administrators and teachers should also strive to do a more thorough job of interpreting the program of the high school to such groups of parents as home-owners, voters, and mothers. This study gave evidence that the above sets of parents were not as well satisfied with their schools as were parents who did not own their homes, did not vote, and those who were fathers.

Administrators and teachers in larger schools and in communities predominantly populated with higher income families should critically review their curricula with a view toward providing needed additional experiences for their students. Parents in these types of communities indicated their willingness to pay extra taxes, if necessary, for the addition of these curricular opportunities for their children.

BIBLIOGRAPHY

- Akin, Wilford M.; "What Do People Want From Their Schools?" Kiwanis Magazine, (May 1952) p. 28-29.
- Hand, Harold C., Finlay, G. C., and Dolio, A. J., Illinois Inventory of Parent Opinion; New York; World Book Company, 1948.
- Jacksonville, Illinois, Public Schools; "What Do The Parents Think in Jacksonville, Illinois?" A report of the findings of study of parental attitudes toward schools of Jacksonville in 1951.
- Johnson, Palmer O., Statistical Methods in Research; New York; Prentice-Hall, Inc., 1949.
- Michigan State Department of Public Instruction. Unpublished report of findings of study of parental attitudes toward public schools, 1951.
- National Commission on Education for Life Adjustment; Education for Life Adjustment; Washington; United States Office of Education; 1946.
- National Education Association; Commission of the Reorganization of Secondary Education; The Cardinal Principles of Secondary Education; 1918.
- National Education Association; Educational Policies Commission; The Imperative Needs of Youth of Secondary School Age; 1944.
- National Education Association; Educational Policies Commission; Ultimate Objectives of Education; 1938.
- Schunert, Jim; "The Association of Mathematical Achievement with Certain Factors Resident in the Teacher, in the Teaching, in the Pupil, and in the School." Journal of Experimental Education. 19 (March 1951) 219-238.
- Shanahan, Paul R., Thirty-Eighth Biennial Report of the Secretary of State 1951-52; Topeka; Kansas State Printing Plant; 1952; p. 34.
- United States Department of Commerce, Bureau of Census; 1950 United States Census of Population, Bulletin P-C16, Kansas Detailed Characteristics; Washington, United States Government Printing Office; 1952; p. 16-215.
- United States Department of Commerce, Bureau of Census; 1950 United States Census of Population, Bulletin H-A16, Kansas General Characteristics; Washington; United States Government Printing Office; 1952; p. 16-3.

APPENDIX A

INTRODUCTORY LETTER TO SCHOOLS

TENTATIVE COPY OF QUESTIONNAIRE

FIRST LETTER TO COOPERATING SCHOOLS

FINAL COPY OF QUESTIONNAIRE

LESTER B. POLLOM
SUPERVISOR AGRICULTURAL EDUCATION
MISS HAZEL E. THOMPSON
SUPERVISOR HOMEMAKING EDUCATION
RAYMOND L. CHARLES
SUPERVISOR GUIDANCE SERVICES

STATE BOARD FOR VOCATIONAL EDUCATION

ADEL F. THROCKMORTON, EXECUTIVE OFFICER
C. M. MILLER, DIRECTOR

TOPEKA, KANSAS

O. H. BEATY
SUPERVISOR TRADE AND
INDUSTRIAL EDUCATION
H. D. SHOTWELL
SUPERVISOR BUSINESS EDUCATION
W. M. PULFORD
SUPERVISOR VOCATIONAL
REHABILITATION SERVICES

October 16, 1952

Dear Sir:

The State Department of Education and the State Board for Vocational Education are cooperating in a research project that should be of interest to you. The purpose of this project is to determine the attitudes of the parents of your seniors toward your school. The plans are that this study will be made in 100 cities in Kansas. These cities will be so chosen as to constitute a representative cross section of the entire state.

Your school has been selected as one of the 100 schools that we would like to include in the study. This letter is to determine if your school will cooperate in this study. If you are willing to participate in this study, we would like for you to fill out the attached questionnaire and return it in the enclosed envelope as soon as possible.


If your school is one of the cooperating schools, you will receive a revised copy of the enclosed questionnaire and a franked, self-addressed envelope for each of your seniors. We would like for you to distribute these questionnaires and envelopes to your seniors and to request that they take them home for their parents to fill out. After filling them out, they can then mail them directly to us in the envelope provided for that purpose. No signatures are necessary so the identity of the person filling out the questionnaire will not be revealed.

The questionnaire forms will be numbered serially so that they can be identified according to schools. In this way we can furnish you with a resume of the attitudes regarding your school. We will also send you a summary of the state-wide survey.

If your school is one having either the 6 - 6 or the 6 - 3 - 3 organization, I would like to call your attention to items three and eight of the attached questionnaire. You will note that in those items we are asking for enrollment and staff members for grades 9 through 12. It may be necessary in some cases for you to estimate the number of staff members that would be chargeable administratively against grade 9. For purposes of statistical analysis it is necessary that we have grades 9 through 12 considered, rather than grades 10 through 12.

After you have filled out the attached questionnaire and returned it to us, we will send you the proper number of questionnaires and envelopes. We would appreciate your distributing these as soon as possible so the study can get under way. We will also appreciate any encouragement you can give to the seniors or to their parents in order that a more representative response will be obtained. Thank you in advance for your consideration in this matter.

Sincerely yours,


Ramon L. Charles, Supervisor
Guidance Services

WHAT DO PARENTS THINK ABOUT KANSAS HIGH SCHOOLS ?

This is a study being carried on by the Kansas State Department of Public Instruction and the Kansas State Board for Vocational Education. The purpose of this study is to determine how you, as a parent, feel about the job your local high school is doing for your child. You are asked to check each of the following questions in the "Yes", "No", or "Can't Say" column, according to how well you feel the school is doing. For the last two questions, check the correct response.

Do not sign your name to the questionnaire. We are not interested in the response of any given individual, but rather in the total response of the group.

After you have completed the questionnaire, place it in the accompanying self-addressed, franked envelope and return it to this office. Thank you in advance for the help you can give us in this study.

	<u>Yes</u>	<u>No</u>	<u>Can't say</u>
1. In general, are you satisfied with the high school your child attends?	1. _____	_____	_____
2. In your opinion, are the high school graduates of today as well educated as the high school graduates of twenty-five years ago?	2. _____	_____	_____
Are you satisfied with the job the high school your child attends is doing in teaching its students what they need to know in each of the following subjects?			
3. English	3. _____	_____	_____
4. Mathematics	4. _____	_____	_____
5. History	5. _____	_____	_____
6. Science	6. _____	_____	_____
7. Penmanship	7. _____	_____	_____
8. Spelling	8. _____	_____	_____
9. Reading	9. _____	_____	_____
10. Do you think teachers' salaries are high enough?	10. _____	_____	_____
11. Would you be in favor of raising teachers' salaries, even if it meant an increase in your school taxes?	11. _____	_____	_____
12. Have you visited any classes in the school your child attends within the past twelve months?	12. _____	_____	_____
13. Have you talked with any of your child's teachers within the past twelve months about his progress in school?	13. _____	_____	_____
14. Did you vote in the last school election?	14. _____	_____	_____

		<u>Yes</u>	<u>No</u>	<u>Can 't</u> <u>say</u>
Do you feel welcome when you visit the high school your child attends?	15.	_____	_____	_____
Are you satisfied with the job the high school your child attends is doing in teaching its students what they need to know in each of the following areas?				
Appreciation of the democratic way of life.	16.	_____	_____	_____
Ability to get along with others	17.	_____	_____	_____
Information about jobs of pupil's choice	18.	_____	_____	_____
Appreciation of the value of money	19.	_____	_____	_____
Good sportsmanship	20.	_____	_____	_____
Good citizenship	21.	_____	_____	_____
Politeness and manners	22.	_____	_____	_____
Discipline	23.	_____	_____	_____
Worthy use of leisure time	24.	_____	_____	_____
Respect for parents and other elders	25.	_____	_____	_____
Respect for the rights of minority groups	26.	_____	_____	_____
Honesty	27.	_____	_____	_____
Importance of health and physical fitness	28.	_____	_____	_____
Ability to think rationally	29.	_____	_____	_____
Preparation for family responsibilities	30.	_____	_____	_____
Understanding of methods of science	31.	_____	_____	_____
Intelligent purchase and use of goods	32.	_____	_____	_____
Appreciation of finer things of life	33.	_____	_____	_____
Development of saleable skills	34.	_____	_____	_____

The best possible education cannot be provided for
your child or children without your financial and
moral support. In addition to the basic school
subjects offered, look over the list below and check
the opportunities you would want and would be
willing to pay for in extra taxes, if necessary, for
your child.

More information about, and training in jobs of pupil's choice .. (Vocational Education)	35.	_____	_____	_____
Information about home and family living.	36.	_____	_____	_____
Participation in interscholastic athletics	37.	_____	_____	_____
Driver Training	38.	_____	_____	_____
Training in public speaking	39.	_____	_____	_____
Participation in school clubs	40.	_____	_____	_____
Training and participation in music and art	41.	_____	_____	_____
Training in responsibilities and privileges of citizenship	42.	_____	_____	_____
Training in use of foreign languages	43.	_____	_____	_____

	<u>Yes</u>	<u>No</u>	<u>Can't say</u>
44. Do you feel teachers in your child's school are as well trained as were the high school teachers of twenty-five years ago?	44. _____	_____	_____
45. In Kansas all children are required to attend school until they complete the eighth grade or until they reach their sixteenth birthday if they are physically and mentally able to do so. Do you think this is a good requirement?	45. _____	_____	_____
46. Have you attended any school event, such as basketball games, football games, plays or concerts, within the past twelve months?	46. _____	_____	_____
47. Do you think the teaching methods in the high school your child attends are as good as the teaching methods used in high schools of twenty-five years ago?	47. _____	_____	_____
48. Would you like to see more courses offered in your high school that would train your child in a job or trade at which he could earn his living?	48. _____	_____	_____
49. Would you like to have your child given more help by the high school in choosing his life work?	49. _____	_____	_____
50. Is the high school your child attends strict enough in its discipline?	50. _____	_____	_____
51. Would you like to have your child given more help by the high school in solving whatever personal, social, and educational problems he may face?	51. _____	_____	_____
52. Do you feel that athletics are being over emphasized in the school your child attends?	52. _____	_____	_____
53. Are you satisfied with the grading system used in the high school your child attends?	53. _____	_____	_____

<u>Yes</u>	<u>No</u>	<u>Can 't</u> <u>say</u>
------------	-----------	-----------------------------

How many of the following items and services
do you feel should be provided out of tax funds
and at no direct cost to the pupil?

- | | | | | |
|--|-----|-------|-------|-------|
| 54. All books and supplies | 54. | _____ | _____ | _____ |
| 55. Free admission to all athletic contests | 55. | _____ | _____ | _____ |
| 56. Free admission to school plays, parties, etc. | 56. | _____ | _____ | _____ |
| 57. All athletic equipment | 57. | _____ | _____ | _____ |
| 58. All musical instruments | 58. | _____ | _____ | _____ |
| 59. All health services (medical, dental, glasses, etc.) . | 59. | _____ | _____ | _____ |
| 60. School lunch | 60. | _____ | _____ | _____ |

61. Do you own your own home?	61.	_____	_____	_____
---	-----	-------	-------	-------

62. Who filled out this questionnaire? Please check

_____	Father
_____	Mother
_____	Other

63. What is the total annual income of the immediate family? Please check

_____	Below \$3,000
_____	\$3,000 to \$5,000
_____	Above \$5,000

LESTER B. POLLOM
SUPERVISOR AGRICULTURAL EDUCATION
MISS HAZEL E. THOMPSON
SUPERVISOR HOMEMAKING EDUCATION
RAMON L. CHARLES
SUPERVISOR GUIDANCE SERVICES

STATE BOARD FOR VOCATIONAL EDUCATION

ADEL F. THROCKMORTON, EXECUTIVE OFFICER
C. M. MILLER, DIRECTOR

TOPEKA, KANSAS

O. H. BEATY
SUPERVISOR TRADE AND
INDUSTRIAL EDUCATION
H. D. SHOTWELL
SUPERVISOR BUSINESS EDUCATION
W. M. PULFORD
SUPERVISOR VOCATIONAL
REHABILITATION SERVICES

December 8, 1952

By parcel post we are sending a packet of the questionnaires to use in the study of parent attitudes toward secondary education. You will recall that this study was mentioned in my letter of October 16.

We have intended to send one questionnaire and one franked self-addressed envelope for each member of your senior class. If more than one member of the class is from the same family, send only one copy of the questionnaire to that home.

Will you please explain to the seniors that this is part of a state-wide study? Stress also that we need the opinions of every set of parents of seniors to make the study most effective. We would also appreciate receiving their replies as soon as possible. As a rule, when too much delay occurs, the matter is forgotten and the questionnaire is never returned.

Please stress also to the seniors that we want their parents to be absolutely frank in this study. They should not sign their names to the questionnaire, thus removing any fear they might have regarding their identification.

A summary of the results of this study for your school, and for the state as a whole, will be made available to you if you desire it. If your senior enrollment has changed since you filled out the questionnaire attached to my letter of October 16, and you need more of the questionnaires, please let me know. We will immediately send you the additional number desired. If there is a surplus of questionnaires in the packet, dispose of them or use them as you see fit.

Thank you very much for your cooperation in this matter. Without your help this study would not be possible.

Sincerely yours,

Ramon L. Charles, Supervisor
Guidance Services

RLC:g

WHAT DO PARENTS THINK ABOUT KANSAS HIGH SCHOOLS?

This is a cooperative study being carried on in Kansas this school year. Your local High School, the State Department of Public Instruction, and the State Board for Vocational Education are all cooperating in it. The purpose of this study is to determine how you, as a parent, feel about the job your local High School is doing for your child. You are asked to check (✓) each of the following questions in the "Yes", "No", or "Can't say" column, according to how well you feel your local school is doing. For questions 62 and 63 you are asked to merely check (✓) the correct response or responses. On question 64 please feel free to make whatever comments you desire about your school or about this questionnaire.

Do not sign your name to this questionnaire. We are not interested in a response of a given individual, but rather in the total response of the group and all of the responses for each particular school in the study. You will notice either a number or the name of your High School at the top of this sheet. This is for purposes of identification according to school, and not according to the individual filling out the questionnaire.

We hope you will feel free to make an honest appraisal of your school. Since your response can in no way be identified as belonging to you, you may rest assured of its being kept in strict confidence. After you have completed the questionnaire, place it in the accompanying self-addressed, franked envelope and return it to this office. Thank you in advance for the help you can give us in this study.

		<u>Yes</u>	<u>No</u>	<u>Can't say</u>
1. In general, are you satisfied with the high school your child attends?	1.	_____	_____	_____
2. In your opinion, are the high school graduates of today as well educated as the high school gradu- ates of twenty-five years ago?	2.	_____	_____	_____
Are you satisfied with the job the high school your child attends is doing in teaching its students what they need to know in each of the following subjects?				
3. English	3.	_____	_____	_____
4. Mathematics	4.	_____	_____	_____
5. History	5.	_____	_____	_____
6. Science	6.	_____	_____	_____
7. Penmanship	7.	_____	_____	_____
8. Spelling	8.	_____	_____	_____
9. Reading	9.	_____	_____	_____
10. Do you think teachers' salaries are high enough?	10.	_____	_____	_____
11. Would you be in favor of raising teachers' salaries, even if it meant an increase in your school taxes?	11.	_____	_____	_____

		<u>Yes</u>	<u>No</u>	<u>Can't say</u>
12.	Have you talked with any of your child's teachers within the past twelve months about his progress in school?	12. _____	_____	_____
13.	Did you vote in the last school election?	13. _____	_____	_____
14.	Do you feel welcome when you visit the high school your child attends?	14. _____	_____	_____
15.	Do you feel teachers in your child's school are as well trained as were the high school teachers of twenty-five years ago?	15. _____	_____	_____
16.	In Kansas all children are required to attend school until they complete the eighth grade or until they reach their sixteenth birthday if they are physically and mentally able to do so. Do you think this is a good requirement?	16. _____	_____	_____
17.	Have you attended any school event, such as basketball games, football games, plays or concerts, within the past twelve months?	17. _____	_____	_____
18.	Do you think the teaching methods in the high school your child attends are as good as the teaching methods used in high schools of twenty-five years ago?	18. _____	_____	_____
19.	Would you like to see more courses offered in your high school that would train your child in a job or trade at which he could earn his living?	19. _____	_____	_____
20.	Would you like to have your child given more help by the high school in choosing his life work?	20. _____	_____	_____
21.	Is the high school your child attends strict enough in its discipline?	21. _____	_____	_____
22.	Would you like to have your child given more help by the high school in solving whatever personal, social, and educational problems he may face?	22. _____	_____	_____
23.	Do you feel that athletics are being over emphasized in the school your child attends?	23. _____	_____	_____
24.	Are you satisfied with the grading system used in the high school your child attends?	24. _____	_____	_____

	<u>Yes</u>	<u>No</u>	<u>Can't say</u>
25. Have you visited any classes in the school your child attends within the past twelve months? .	25. _____	_____	_____

The best possible education cannot be provided for your child or children without your financial and moral support. In addition to the basic school subjects offered, look over the list below and check (✓) the opportunities you would want and would be willing to pay for in extra taxes, if necessary, for your child.

26. More information about, and training in jobs of pupil's choice . . . (Vocational Education)	26. _____	_____	_____
27. Information about home and family living	27. _____	_____	_____
28. Participation in interscholastic athletics	28. _____	_____	_____
29. Driver training	29. _____	_____	_____
30. Training in public speaking	30. _____	_____	_____
31. Participation in school clubs	31. _____	_____	_____
32. Training and participation in music and art	32. _____	_____	_____
33. Training in responsibilities and privileges of citizenship	33. _____	_____	_____
34. Training in use of foreign language	34. _____	_____	_____

Are you satisfied with the job the high school your child attends is doing in teaching its students what they need to know in each of the following areas:

35. Appreciation of the democratic way of life.	35. _____	_____	_____
36. Ability to get along with others	36. _____	_____	_____
37. Information about jobs of pupil's choice	37. _____	_____	_____
38. Appreciation of the value of money	38. _____	_____	_____
39. Good sportsmanship	39. _____	_____	_____
40. Good citizenship	40. _____	_____	_____
41. Politeness and manners	41. _____	_____	_____
42. Discipline	42. _____	_____	_____
43. Worthy use of leisure time	43. _____	_____	_____
44. Respect for parents and other elders	44. _____	_____	_____
45. Respect for the rights of minority groups	45. _____	_____	_____
46. Honesty	46. _____	_____	_____
47. Importance of health and physical fitness	47. _____	_____	_____
48. Ability to think rationally	48. _____	_____	_____
49. Preparation for family responsibilities	49. _____	_____	_____
50. Understanding of methods of science	50. _____	_____	_____
51. Intelligent purchase and use of goods	51. _____	_____	_____
52. Appreciation of finer things of life	52. _____	_____	_____
53. Development of saleable skills	53. _____	_____	_____

<u>Yes</u>	<u>No</u>	<u>Can't say</u>
------------	-----------	----------------------

How many of the following items and services do you feel should be provided out of tax funds and at no direct cost to the pupil?

- | | | | | |
|--|-----|---------------|---------------|---------------|
| 54. All books and supplies | 54. | <u> </u> | <u> </u> | <u> </u> |
| 55. Free admission to all athletic contests | 55. | <u> </u> | <u> </u> | <u> </u> |
| 56. Free admission to school plays, parties, etc. | 56. | <u> </u> | <u> </u> | <u> </u> |
| 57. All athletic equipment | 57. | <u> </u> | <u> </u> | <u> </u> |
| 58. All musical instruments | 58. | <u> </u> | <u> </u> | <u> </u> |
| 59. Minor health services (medical and dental
examinations, etc.). | 59. | <u> </u> | <u> </u> | <u> </u> |
| 60. School lunch | 60. | <u> </u> | <u> </u> | <u> </u> |
| 61. Do you own your own home? | 61. | <u> </u> | <u> </u> | <u> </u> |
| 62. Who filled out this questionnaire? Please check (✓)
one or more as is necessary | | | | |

_____ Father
_____ Mother
_____ Other

63. What is the total annual income of the immediate family? Please check (✓)

_____	Below \$3,000
_____	\$3,000 to \$5,000
_____	Above \$5,000

64. Do you have any further comments about your school or about this questionnaire? If so, please feel free to make them here: '

[illegible]

APPENDIX B

SAMPLE COPIES OF OTHER QUESTIONNAIRES

DEALING WITH PARENT OPINION

ILLINOIS INVENTORY OF PARENT OPINION

By HAROLD C. HAND
Professor of Education, University of Illinois

GILBERT C. FINLAY
Assistant Professor of Education, University of Illinois

and ARDWIN J. DOLIO
Assistant Professor of Education, University of Delaware

DIRECTIONS

How do you feel about the school which your oldest child attends? That is what we are asking you to tell us by filling out this inventory.

It is easy to do. It does not take very much time. You can answer it nearly as fast as you can read it. In most cases, you merely check the answer that tells how you feel.

If you have two or more children in the local schools, answer the questions in terms of the ONE who is the OLDEST. Answer ONLY for this ONE OLDEST CHILD.

DO NOT PUT YOUR NAME ON THIS PAPER. By making it impossible to know who says what, most people are more likely to say what they really think.

Use either a pencil or a pen in marking your answers.

Answer every question.

Fill out this inventory now if you possibly can.

Please mail the completed inventory as soon as possible.

A stamped return envelope is enclosed.

PERSONAL FACTS

(This information is needed in order to report the main body of the survey findings intelligently.)

A. Which parent filled out this inventory? (Check one.)

- ☐ 1) The father.
☐ 2) The mother.
☐ 3) The male guardian or stepfather.
☐ 4) The female guardian or stepmother.

B. In what grade in school is your *oldest child* now enrolled? (See the third paragraph under Directions above, and check *one* answer below.)

K	1	2	3	4	5	6	7	8	9	10	11	12	13	14
									or Fresh. in HS	or Soph. in HS	or Jr. in HS	or Sr. in HS	Junior	College

C. How far did you yourself go in school? (Check one.)

1	2	3	4	5	6	7	8	9	10	11	12	1	2	3	4	
								or Fresh. in HS	or Soph. in HS	or Jr. in HS	or Sr. in HS	College				

Put a check here ☐ if you have attended vocational, night, or other special school.

D. In what age group do you belong? (Check one.)

- ☐ 1) I am under 30 years of age.
☐ 2) I am in my 30's.
☐ 3) I am in my 40's.
☐ 4) I am in my 50's.
☐ 5) I am 60 years of age or older.

E. What is your occupation or that of your husband if you are a housewife? _____

Published by World Book Company, Yonkers-on-Hudson, New York, and Chicago, Illinois
Copyright 1948 by World Book Company. Copyright in Great Britain. All rights reserved. PRINTED IN U.S.A. HFD: IIP0-4

This inventory is copyrighted. The reproduction of any part of it by mimeograph, hectograph, or in any other way, whether the reproductions are sold or are furnished free for use, is a violation of the copyright law.

a

PART I

1. In general, are you satisfied or dissatisfied with the school which your oldest child is attending? (Check one.)
____1) **Very well satisfied.**
____2) **Satisfied.**
____3) **About half and half.**
____4) **Dissatisfied.**
____5) **Very much dissatisfied.**
____6) **I have no opinion.**
2. How well does the school know your child? (Parents of secondary-school pupils answer part *a* only. Parents of elementary-school children answer part *b* only.)
a. How many of your child's teachers know your child as well as they should? (Check one.)
____1) **All or almost all.**
____2) **Most.**
____3) **About half.**
____4) **Few.**
____5) **None or almost none.**
____6) **I have no opinion.**
b. Does your child's teacher know your child as well as she should? (Check one.)
____1) **Yes.**
____2) **No.**
____3) **Uncertain.**
3. *a.* In general, are you satisfied or dissatisfied with the way your child is treated by the teachers and other officials in his school? (Check one.)
____1) **Very well satisfied.**
____2) **Satisfied.**
____3) **About half and half.**
____4) **Dissatisfied.**
____5) **Very much dissatisfied.**
____6) **I have no opinion.**
b. If you are dissatisfied with the way your child is treated, tell what things are done that you don't like. _____

4. Do you think your child feels that he is "one of the gang" in his school? (Check one.)
____1) **Yes, I think he feels that he "belongs," that he "counts" for something, and that he is "wanted."**
____2) **I am not sure.**
____3) **No, I think he feels that he is more or less of a "nobody" or an "outsider."**
5. *a.* In general, how often do the teachers and other officials in his school treat your child fairly? (Check one.)
____1) **Always or almost always.**
____2) **Usually.**
____3) **About half the time.**
____4) **Seldom.**
____5) **Never or almost never.**
____6) **I have no opinion.**
b. If there are ways in which the teachers and other school officials are unfair to your child, tell them here. _____

6. In general, are your child's teachers too changeable in their discipline (sometimes too strict, sometimes not strict enough) to suit you? (Check one.)
____1) **Yes.**
____2) **Uncertain.**
____3) **No.**
7. Do differences in discipline among the different teachers (some too strict, others not strict enough) keep your child from getting as much as he could from his schoolwork? (Check one.)
____1) **Yes.**
____2) **Uncertain.**
____3) **No.**
8. *a.* In general, is the discipline in your child's school too strict or not strict enough? (Check one.)
____1) **It is much too strict.**
____2) **It is too strict.**
____3) **It is about right.**
____4) **It is not strict enough.**
____5) **It is nowhere near strict enough.**
____6) **I have no opinion.**
b. If there are things about the discipline in your child's school you don't like, what are they? _____

Does the school seem really to care about your child?
 Parents of secondary-school pupils answer part **a** only.
 Parents of elementary-school children answer part **b** only.)

a. How many of your child's teachers seem really to care about your child as a person who needs sympathetic understanding and attention? (Check one.)

- ☐ 1) All or almost all.
- ☐ 2) Most.
- ☐ 3) About half.
- ☐ 4) Few.
- ☐ 5) None or almost none.
- ☐ 6) I have no opinion.

b. Does your child's teacher seem really to care about your child?

- ☐ 1) Yes.
- ☐ 2) No.
- ☐ 3) Uncertain.

c. In general, how often do the pupils in your child's school treat one another fairly and kindly? (Check one.)

- ☐ 1) Always or nearly always.
- ☐ 2) Usually.
- ☐ 3) About half the time.
- ☐ 4) Seldom.
- ☐ 5) Almost never.
- ☐ 6) I have no opinion.

d. If the pupils in your child's school are unfair or unkind to one another, tell what they do that you don't like.

e. How much help do your child's teachers usually give him in his schoolwork? (Check one.)

- ☐ 1) All the help he needs.
- ☐ 2) Most of the help he needs.
- ☐ 3) About half the help he needs.
- ☐ 4) Some of the help he needs.
- ☐ 5) Very little of the help he needs.
- ☐ 6) I have no opinion.

f. If you think your child needs more help with his schoolwork, what kind of help does he need that he is not getting?

12. On the average, does your child spend too much or too little time on homework each school day? (Check one.)

- ☐ 1) Much too much.
- ☐ 2) Too much.
- ☐ 3) About the right amount.
- ☐ 4) Too little.
- ☐ 5) Much too little.
- ☐ 6) I have no opinion.

13. On the average, how much time does your child spend on homework each school day? (Check one.)

- ☐ 1) None.
- ☐ 2) Less than $\frac{1}{2}$ hour.
- ☐ 3) Between $\frac{1}{2}$ and 1 hour.
- ☐ 4) Between 1 and $1\frac{1}{2}$ hours.
- ☐ 5) Between $1\frac{1}{2}$ and 2 hours.
- ☐ 6) More than 2 hours.
- ☐ 7) I have no opinion.

14. Should the school try to give children help with the social problems they face in their everyday life? (Check one.)

- ☐ 1) Yes.
- ☐ 2) No.
- ☐ 3) Uncertain.

15. a. How much help does the school usually give your child in solving his social problems? (Check one.)

- ☐ 1) All or almost all of the help needed.
- ☐ 2) Considerable amount of the help needed.
- ☐ 3) Little of the help needed.
- ☐ 4) I have no opinion.

b. If you think that your child should be given more help in solving his social problems, tell what problems he needs help with.

16. a. All things considered, how much do you think your child is getting out of his schoolwork? (Check one.)

- ☐ 1) About all that he could get.
- ☐ 2) Somewhat less than he could get.
- ☐ 3) Considerably less than he could get.
- ☐ 4) A great deal less than he could get.
- ☐ 5) I have no opinion.

(Go right on to the next page.)

PART I

1. In general, are you satisfied or dissatisfied with the school which your oldest child is attending? (Check one.)
____ 1) Very well satisfied.
____ 2) Satisfied.
____ 3) About half and half.
____ 4) Dissatisfied.
____ 5) Very much dissatisfied.
____ 6) I have no opinion.
2. How well does the school know your child? (Parents of secondary-school pupils answer part *a* only. Parents of elementary-school children answer part *b* only.)
a. How many of your child's teachers know your child as well as they should? (Check one.)
____ 1) All or almost all.
____ 2) Most.
____ 3) About half.
____ 4) Few.
____ 5) None or almost none.
____ 6) I have no opinion.
b. Does your child's teacher know your child as well as she should? (Check one.)
____ 1) Yes.
____ 2) No.
____ 3) Uncertain.
3. *a.* In general, are you satisfied or dissatisfied with the way your child is treated by the teachers and other officials in his school? (Check one.)
____ 1) Very well satisfied.
____ 2) Satisfied.
____ 3) About half and half.
____ 4) Dissatisfied.
____ 5) Very much dissatisfied.
____ 6) I have no opinion.
b. If you are dissatisfied with the way your child is treated, tell what things are done that you don't like. _____

4. Do you think your child feels that he is "one of the gang" in his school? (Check one.)
____ 1) Yes, I think he feels that he "belongs," that he "counts" for something, and that he is "wanted."
____ 2) I am not sure.
____ 3) No, I think he feels that he is more or less of a "nobody" or an "outsider."
5. *a.* In general, how often do the teachers and other officials in his school treat your child fairly? (Check one.)
____ 1) Always or almost always.
____ 2) Usually.
____ 3) About half the time.
____ 4) Seldom.
____ 5) Never or almost never.
____ 6) I have no opinion.
b. If there are ways in which the teachers and other school officials are unfair to your child, tell them here. _____

6. In general, are your child's teachers too changeable in their discipline (sometimes too strict, sometimes not strict enough) to suit you? (Check one.)
____ 1) Yes.
____ 2) Uncertain.
____ 3) No.
7. Do differences in discipline among the different teachers (some too strict, others not strict enough) keep your child from getting as much as he could from his schoolwork? (Check one.)
____ 1) Yes.
____ 2) Uncertain.
____ 3) No.
8. *a.* In general, is the discipline in your child's school too strict or not strict enough? (Check one.)
____ 1) It is much too strict.
____ 2) It is too strict.
____ 3) It is about right.
____ 4) It is not strict enough.
____ 5) It is nowhere near strict enough.
____ 6) I have no opinion.
b. If there are things about the discipline in your child's school you don't like, what are they? _____

9. Does the school seem really to care about your child?
(Parents of secondary-school pupils answer part **a** only.
Parents of elementary-school children answer part **b** only.)

a. How many of your child's teachers seem really to care about your child as a person who needs sympathetic understanding and attention? (Check one.)

- ___1) All or almost all.
- ___2) Most.
- ___3) About half.
- ___4) Few.
- ___5) None or almost none.
- ___6) I have no opinion.

b. Does your child's teacher seem really to care about your child?

- ___1) Yes.
- ___2) No.
- ___3) Uncertain.

10. **a.** In general, how often do the pupils in your child's school treat one another fairly and kindly? (Check one.)

- ___1) Always or nearly always.
- ___2) Usually.
- ___3) About half the time.
- ___4) Seldom.
- ___5) Almost never.
- ___6) I have no opinion.

b. If the pupils in your child's school are unfair or unkind to one another, tell what they do that you don't like. _____

11. **a.** How much help do your child's teachers usually give him in his schoolwork? (Check one.)

- ___1) All the help he needs.
- ___2) Most of the help he needs.
- ___3) About half the help he needs.
- ___4) Some of the help he needs.
- ___5) Very little of the help he needs.
- ___6) I have no opinion.

b. If you think your child needs more help with his schoolwork, what kind of help does he need that he is not getting? _____

12. On the average, does your child spend too much or too little time on homework each school day? (Check one.)

- ___1) Much too much.
- ___2) Too much.
- ___3) About the right amount.
- ___4) Too little.
- ___5) Much too little.
- ___6) I have no opinion.

13. On the average, how much time does your child spend on homework each school day? (Check one.)

- ___1) None.
- ___2) Less than $\frac{1}{2}$ hour.
- ___3) Between $\frac{1}{2}$ and 1 hour.
- ___4) Between 1 and $1\frac{1}{2}$ hours.
- ___5) Between $1\frac{1}{2}$ and 2 hours.
- ___6) More than 2 hours.
- ___7) I have no opinion.

14. Should the school try to give children help with the social problems they face in their everyday life? (Check one.)

- ___1) Yes.
- ___2) No.
- ___3) Uncertain.

15. **a.** How much help does the school usually give your child in solving his social problems? (Check one.)

- ___1) All or almost all of the help needed.
- ___2) Considerable amount of the help needed.
- ___3) Little of the help needed.
- ___4) I have no opinion.

b. If you think that your child should be given more help in solving his social problems, tell what problems he needs help with. _____

16. **a.** All things considered, how much do you think your child is getting out of his schoolwork? (Check one.)

- ___1) About all that he could get.
- ___2) Somewhat less than he could get.
- ___3) Considerably less than he could get.
- ___4) A great deal less than he could get.
- ___5) I have no opinion.

(Go right on to the next page.)

b. If you feel that your child isn't getting as much out of his schoolwork as he could get, what do you think the reasons are? (Check *all* that tell why.)

- _____ 1) He doesn't study hard enough.
- _____ 2) The work is too hard.
- _____ 3) He doesn't understand the assignments.
- _____ 4) Teachers do not give enough individual help.
- _____ 5) Teachers do not give enough attention to slow learners.
- _____ 6) There are not enough opportunities for rapid learners.
- _____ 7) He has too much schoolwork to do (assignments too large, or too many subjects).
- _____ 8) He does too much work outside school.
- _____ 9) He spends too much time on student activities (parties, clubs, athletics, etc.).
- _____ 10) He isn't interested in schoolwork.
- _____ 11) Other reasons. (Tell what.) _____

17. In general, does your child have to do too much or too little work in order to "keep up" in his studies? (Check one.)

- _____ 1) Much too little.
- _____ 2) Too little.
- _____ 3) About the right amount.
- _____ 4) Too much.
- _____ 5) Much too much.
- _____ 6) I have no opinion.

18. a. How much of what your child is studying in school do you think will be useful to him in everyday living? (Check one.)

- _____ 1) Practically everything he is studying.
- _____ 2) Most of what he is studying.
- _____ 3) About half of what he is studying.
- _____ 4) Considerably less than half of what he is studying.
- _____ 5) Very little of what he is studying.
- _____ 6) I have no opinion.

b. If you think that some of these things your child is studying will not be useful in everyday living, what are these things? _____

19. a. Does your child take part in as many student activities (clubs, parties, plays, athletics, etc.) at school as you think he should? (Check one.)

- _____ 1) He takes part in more than I think he should.
- _____ 2) He takes part in as many as I think he should.
- _____ 3) He doesn't take part in as many as I think he should.
- _____ 4) I have no opinion.

b. If your child is not taking part in as many student activities as you think he should, what is the reason?

20. a. Are you satisfied or dissatisfied with the teaching methods used in your child's school? (Check one.)

- _____ 1) Very well satisfied.
- _____ 2) Satisfied.
- _____ 3) About half and half.
- _____ 4) Dissatisfied.
- _____ 5) Very much dissatisfied.
- _____ 6) I have no opinion.

b. If the school uses teaching methods that you don't like, tell what they are. _____

21. a. Are there things that your child should be learning right now which are not being taught in his school? (Check one.)

- _____ 1) No, none.
- _____ 2) Yes, a few things.
- _____ 3) Yes, many things.
- _____ 4) I have no opinion.

b. If there are things that you think your child should be learning which are not being taught in his school, tell what these things are. _____

22. a. How do you feel about the amount of money your child needs in order to take part fully in school life? (Consider textbooks, dues, assemblies, plays, game parties, dances, charity drives, newspapers, year books, class rings, sweaters, etc.) (Check one.)

- _____ 1) It takes altogether too much money.
- _____ 2) It takes far too much money.
- _____ 3) It takes about the right amount of money.
- _____ 4) I have no opinion.

(Go right on to the next page)

all any kinds of requests or needs for money in the school which should be eliminated. _____

Does the amount of money required to take part in the school's program and activities make it too hard for students who don't have much money to spend to take part as much as they should in what goes on at school? (Check one.)

- 1) Yes.
- 2) No.
- 3) Uncertain.

If you feel that children with little money to spend are handicapped, tell how. (Check all in which children with little money are handicapped.)

- 1) Getting textbooks and supplies.
- 2) Getting the medical help (eyeglasses, hearing aids, medical treatment, etc.) necessary to profit from schoolwork.
- 3) Taking part in athletics.
- 4) Going to parties, dances, and ball games.
- 5) Joining clubs and taking part in other activities.
- 6) Using cafeteria or other lunch facilities.
- 7) Going on trips or excursions sponsored by the school.
- 8) Getting the school yearbook, newspaper, class rings, etc.
- 9) Other. (Tell what.) _____

Are you satisfied with the lunch arrangements (costs, cafeteria facilities, and rules regarding lunch) in your child's school? (Check one.)

- 1) Yes.
- 2) No.
- 3) Uncertain.

If you are not satisfied, tell what you don't like. _____

25. a. Does your child's school have as much equipment (library books, moving-picture equipment, gymnasium and playground equipment, laboratory equipment, etc.) as it needs? (Check one.)

- _____ 1) It has everything it needs.
- _____ 2) It has most of what it needs.
- _____ 3) It has very little of what it needs.
- _____ 4) I have no opinion.

b. If you think the school needs more equipment, tell what it needs. _____

26. Do you think that your child's school is overcrowded? (Check one.)

- _____ 1) No, it is not overcrowded.
- _____ 2) Yes, it is somewhat overcrowded.
- _____ 3) Yes, it is seriously overcrowded.
- _____ 4) I have no opinion.

27. a. Are the rooms, halls, rest rooms, playgrounds, and other parts of your child's school kept clean? (Check one.)

- _____ 1) Yes, always clean.
- _____ 2) Yes, usually clean.
- _____ 3) No, sometimes dirty.
- _____ 4) No, always dirty.
- _____ 5) I have no opinion.

b. If some parts of the school are not kept as clean as you would like, tell what is not kept clean. _____

28. a. Are you treated as well as you think you ought to be treated when you visit the school? (Check one.)

- _____ 1) Yes.
- _____ 2) Sometimes yes, sometimes no.
- _____ 3) No.
- _____ 4) I have never visited the school.

b. If you don't like the way you are treated when you visit the school, tell what you don't like. _____

b. If you feel that your child isn't getting as much out of his schoolwork as he could get, what do you think the reasons are? (Check *all* that tell why.)

- _____ 1) He doesn't study hard enough.
- _____ 2) The work is too hard.
- _____ 3) He doesn't understand the assignments.
- _____ 4) Teachers do not give enough individual help.
- _____ 5) Teachers do not give enough attention to slow learners.
- _____ 6) There are not enough opportunities for rapid learners.
- _____ 7) He has too much schoolwork to do (assignments too large, or too many subjects).
- _____ 8) He does too much work outside school.
- _____ 9) He spends too much time on student activities (parties, clubs, athletics, etc.).
- _____ 10) He isn't interested in schoolwork.
- _____ 11) Other reasons. (Tell what.) _____

17. In general, does your child have to do too much or too little work in order to "keep up" in his studies? (Check one.)

- _____ 1) Much too little.
- _____ 2) Too little.
- _____ 3) About the right amount.
- _____ 4) Too much.
- _____ 5) Much too much.
- _____ 6) I have no opinion.

18. a. How much of what your child is studying in school do you think will be useful to him in everyday living? (Check one.)

- _____ 1) Practically everything he is studying.
- _____ 2) Most of what he is studying.
- _____ 3) About half of what he is studying.
- _____ 4) Considerably less than half of what he is studying.
- _____ 5) Very little of what he is studying.
- _____ 6) I have no opinion.

b. If you think that some of these things your child is studying will not be useful in everyday living, what are these things? _____

19. a. Does your child take part in as many student activities (clubs, parties, plays, athletics, etc.) at school as you think he should? (Check one.)

- _____ 1) He takes part in more than I think he should.
- _____ 2) He takes part in as many as I think he should.
- _____ 3) He doesn't take part in as many as I think he should.
- _____ 4) I have no opinion.

b. If your child is not taking part in as many student activities as you think he should, what is the reason? _____

20. a. Are you satisfied or dissatisfied with the teaching methods used in your child's school? (Check one.)

- _____ 1) Very well satisfied.
- _____ 2) Satisfied.
- _____ 3) About half and half.
- _____ 4) Dissatisfied.
- _____ 5) Very much dissatisfied.
- _____ 6) I have no opinion.

b. If the school uses teaching methods that you do not like, tell what they are. _____

21. a. Are there things that your child should be learning right now which are not being taught in his school? (Check one.)

- _____ 1) No, none.
- _____ 2) Yes, a few things.
- _____ 3) Yes, many things.
- _____ 4) I have no opinion.

b. If there are things that you think your child should be learning which are not being taught in his school, what are these things? _____

22. a. How do you feel about the amount of money your child needs in order to take part fully in school activities? (Consider textbooks, dues, assemblies, plays, games, parties, dances, charity drives, newspapers, yearbooks, class rings, sweaters, etc.) (Check one.)

- _____ 1) It takes altogether too much money.
- _____ 2) It takes far too much money.
- _____ 3) It takes about the right amount of money.
- _____ 4) I have no opinion.

(Go right on to the next page)

b. Tell any kinds of requests or needs for money in the school which should be eliminated. _____

23. a. Does the amount of money required to take part in the school's program and activities make it too hard for students who don't have much money to spend to take part as much as they should in what goes on at school? (Check one.)

- ____1) Yes.
____2) No.
____3) Uncertain.

b. If you feel that children with little money to spend are handicapped, tell how. (Check *all* in which children with little money are handicapped.)

- ____1) Getting textbooks and supplies.
____2) Getting the medical help (eyeglasses, hearing aids, medical treatment, etc.) necessary to profit from schoolwork.
____3) Taking part in athletics.
____4) Going to parties, dances, and ball games.
____5) Joining clubs and taking part in other activities.
____6) Using cafeteria or other lunch facilities.
____7) Going on trips or excursions sponsored by the school.
____8) Getting the school yearbook, newspaper, class rings, etc.
____9) Other. (Tell what.) _____

24. a. Are you satisfied with the lunch arrangements (costs, hours, cafeteria facilities, and rules regarding lunch time) in your child's school? (Check one.)

- ____1) Yes.
____2) No.
____3) Uncertain.

b. If you are not satisfied, tell what you don't like. _____

25. a. Does your child's school have as much equipment (library books, moving-picture equipment, gymnasium and playground equipment, laboratory equipment, etc.) as it needs? (Check one.)

- ____1) It has everything it needs.
____2) It has most of what it needs.
____3) It has very little of what it needs.
____4) I have no opinion.

b. If you think the school needs more equipment, tell what it needs. _____

26. Do you think that your child's school is overcrowded? (Check one.)

- ____1) No, it is not overcrowded.
____2) Yes, it is somewhat overcrowded.
____3) Yes, it is seriously overcrowded.
____4) I have no opinion.

27. a. Are the rooms, halls, rest rooms, playgrounds, and other parts of your child's school kept clean? (Check one.)

- ____1) Yes, always clean.
____2) Yes, usually clean.
____3) No, sometimes dirty.
____4) No, always dirty.
____5) I have no opinion.

b. If some parts of the school are not kept as clean as you would like, tell what is not kept clean. _____

28. a. Are you treated as well as you think you ought to be treated when you visit the school? (Check one.)

- ____1) Yes.
____2) Sometimes yes, sometimes no.
____3) No.
____4) I have never visited the school.

b. If you don't like the way you are treated when you visit the school, tell what you don't like. _____

29. How many of the teachers welcome your visits to your child's school? (Check one.)
- ____ 1) All or almost all.
 - ____ 2) Most.
 - ____ 3) About half.
 - ____ 4) Few.
 - ____ 5) None or almost none.
 - ____ 6) I have never visited my child's school.

30. a. In general, do you know your child's teachers as well as you would like? (Check one.)
- ____ 1) Yes.
 - ____ 2) No.
 - ____ 3) Uncertain.

b. If you don't know your child's teachers as well as you would like, what suggestions do you have for getting better acquainted? _____

31. a. Do you know as much about your child's school as you would like? (Check one.)
- ____ 1) Yes.
 - ____ 2) No.
 - ____ 3) Uncertain.

b. If there are things you would like to know about your child's school, tell what they are. _____

32. Do you feel that your child's school does a good job or poor job of telling you about the work of the school? (Check one.)
- ____ 1) Very good.
 - ____ 2) Good.
 - ____ 3) Fair.
 - ____ 4) Poor.
 - ____ 5) Very poor.
 - ____ 6) I have no opinion.

33. How do you get information about your child's school? (Check *all* that tell how you get information about the school.)

- ____ 1) Visiting school.
- ____ 2) Going to P.T.A., parents' night, etc.
- ____ 3) Talking with children.
- ____ 4) Talking with other adults.
- ____ 5) Going to school games, plays, etc.
- ____ 6) Reading the school newspaper, yearbook, etc.
- ____ 7) Reading the city newspapers.
- ____ 8) Helping pupils with homework.
- ____ 9) Hearing talks about the school at club meeting on the radio, etc.
- ____ 10) Other. (Tell what.) _____

34. What is the *one* thing you *like most* about your child's school? _____

35. What is the *one* thing you *most dislike* about your child's school? _____

36. If you have any suggestions to offer concerning things you think should be done to improve your child's school, write them here. _____

PART II

Do you favor or oppose spending tax money to pay for kindergartens and nursery schools for young people and adults? (Check one.)

- ☐ 1) I strongly favor.
- ☐ 2) I am inclined to favor.
- ☐ 3) I am not sure.
- ☐ 4) I am inclined to oppose.
- ☐ 5) I strongly oppose.

Do you favor or oppose spending tax money for kindergartens and nursery schools for children of pre-school age? (Check one.)

- ☐ 1) I strongly favor.
- ☐ 2) I am inclined to favor.
- ☐ 3) I am not sure.
- ☐ 4) I am inclined to oppose.
- ☐ 5) I strongly oppose.

Some people feel that the only way the schools can keep the services they are now giving is to increase taxes. If this turns out to be true, should taxes be increased or school services be cut? (Check one.)

- ☐ 1) I strongly feel that taxes should be increased.
- ☐ 2) I am inclined to feel that taxes should be increased.
- ☐ 3) I am not sure.
- ☐ 4) I am inclined to feel that school services should be cut.
- ☐ 5) I strongly feel that school services should be cut.

If, in this case, you think that school services should be cut, what things do you think should be cut out?

Which, if any, of the following things would you like to see the school do more about? (Check all that you would like more done about.)

- ☐ 1) More emphasis on teaching children to get along with others.
- ☐ 2) More chances for all children to learn sports and recreational activities.
- ☐ 3) More attention to sex education.
- ☐ 4) More attention to the problems of family life.
- ☐ 5) More attention to the problems of city, state, and national government.
- ☐ 6) More study of the methods of propaganda.
- ☐ 7) More study of how to use money wisely.
- ☐ 8) More attention to reading.
- ☐ 9) More attention to arithmetic.
- ☐ 10) More attention to public and social speaking.

____ 11) More study by the teachers of the abilities, aptitudes, and interests of all children as a basis for helping them choose and prepare for their life-work.

____ 12) More art education.

____ 13) More music education.

____ 14) More religious education.

____ 15) Other. (Tell what.) _____

5. Some people feel that not being able to buy such things as eyeglasses, hearing aids, and even clothing and nourishing food is as great a handicap as not being able to buy textbooks in getting an education, and that these should be provided at public expense when the child's parents cannot afford them. Other people feel that only the parents or some private agency should be expected to provide whatever is needed in this regard. How do you feel about the extent to which the public should provide tax money so that every child, regardless of his physical handicaps, race, creed, or the financial condition of his parents, has the opportunity to get an education suited to his abilities and effort? (Check all the things that you think should be provided by public tax money, when the child's parents cannot afford them.)

____ 1) All necessary textbooks and supplies.

____ 2) Medical treatment if necessary.

____ 3) Eyeglasses if necessary.

____ 4) Hearing aids if necessary.

____ 5) Clothing if necessary.

____ 6) Hot lunches.

____ 7) Tickets to athletic games, dances, parties, etc.

____ 8) Class dues, club dues, and initiation fees.

____ 9) Other. (Tell what.) _____

6. Some people feel that the quality of education everywhere in the United States is of concern to each of us. They point out that some areas have more children and less money than other areas. They point out that about one

(Go right on to the next page.)

29. How many of the teachers welcome your visits to your child's school? (Check one.)

- ____ 1) All or almost all.
- ____ 2) Most.
- ____ 3) About half.
- ____ 4) Few.
- ____ 5) None or almost none.
- ____ 6) I have never visited my child's school.

30. a. In general, do you know your child's teachers as well as you would like? (Check one.)

- ____ 1) Yes.
- ____ 2) No.
- ____ 3) Uncertain.

b. If you don't know your child's teachers as well as you would like, what suggestions do you have for getting better acquainted? _____

31. a. Do you know as much about your child's school as you would like? (Check one.)

- ____ 1) Yes.
- ____ 2) No.
- ____ 3) Uncertain.

b. If there are things you would like to know about your child's school, tell what they are. _____

32. Do you feel that your child's school does a good job of poor job of telling you about the work of the school? (Check one.)

- ____ 1) Very good.
- ____ 2) Good.
- ____ 3) Fair.
- ____ 4) Poor.
- ____ 5) Very poor.
- ____ 6) I have no opinion.

33. How do you get information about your child's school? (Check *all* that tell how you get information about school.)

- ____ 1) Visiting school.
- ____ 2) Going to P.T.A., parents' night, etc.
- ____ 3) Talking with children.
- ____ 4) Talking with other adults.
- ____ 5) Going to school games, plays, etc.
- ____ 6) Reading the school newspaper, yearbook, etc.
- ____ 7) Reading the city newspapers.
- ____ 8) Helping pupils with homework.
- ____ 9) Hearing talks about the school at club meetings on the radio, etc.
- ____ 10) Other. (Tell what.) _____

34. What is the *one* thing you *like most* about your child's school? _____

35. What is the *one* thing you *most dislike* about your child's school? _____

36. If you have any suggestions to offer concerning things you think should be done to improve your child's school, write them here. _____

PART II

1. Do you favor or oppose spending tax money to pay for evening schools for young people and adults? (Check one.)

☐ 1) I strongly favor.
☐ 2) I am inclined to favor.
☐ 3) I am not sure.
☐ 4) I am inclined to oppose.
☐ 5) I strongly oppose.

2. Do you favor or oppose spending tax money for kindergartens and nursery schools for children of pre-school age? (Check one.)

☐ 1) I strongly favor.
☐ 2) I am inclined to favor.
☐ 3) I am not sure.
☐ 4) I am inclined to oppose.
☐ 5) I strongly oppose.

3. a. Some people feel that the only way the schools can keep up the services they are now giving is to increase taxes. If this turns out to be true, should taxes be increased or school services be cut? (Check one.)

☐ 1) I strongly feel that taxes should be increased.
☐ 2) I am inclined to feel that taxes should be increased.
☐ 3) I am not sure.
☐ 4) I am inclined to feel that school services should be cut.
☐ 5) I strongly feel that school services should be cut.

- b. If, in this case, you think that school services should be cut, what things do you think should be cut out?

Which, if any, of the following things would you like to see the school do more about? (Check *all* that you would like to see more done about.)

- ☐ 1) More emphasis on teaching children to get along with others.
☐ 2) More chances for *all* children to learn sports and recreational activities.
☐ 3) More attention to sex education.
☐ 4) More attention to the problems of family life.
☐ 5) More attention to the problems of city, state, and national government.
☐ 6) More study of the methods of propaganda.
☐ 7) More study of how to use money wisely.
☐ 8) More attention to reading.
☐ 9) More attention to arithmetic.
☐ 10) More attention to public and social speaking.

- ☐ 11) More study by the teachers of the abilities, aptitudes, and interests of all children as a basis for helping them choose and prepare for their life-work.

☐ 12) More art education.

☐ 13) More music education.

☐ 14) More religious education.

☐ 15) Other. (Tell what.) _____

5. Some people feel that not being able to buy such things as eyeglasses, hearing aids, and even clothing and nourishing food is as great a handicap as not being able to buy textbooks in getting an education, and that these should be provided at public expense when the child's parents cannot afford them. Other people feel that only the parents or some private agency should be expected to provide whatever is needed in this regard. How do you feel about the extent to which the public should provide tax money so that every child, regardless of his physical handicaps, race, creed, or the financial condition of his parents, has the opportunity to get an education suited to his abilities and effort? (Check *all* the things that you think should be provided by public tax money, when the child's parents cannot afford them.)

☐ 1) All necessary textbooks and supplies.

☐ 2) Medical treatment if necessary.

☐ 3) Eyeglasses if necessary.

☐ 4) Hearing aids if necessary.

☐ 5) Clothing if necessary.

☐ 6) Hot lunches.

☐ 7) Tickets to athletic games, dances, parties, etc.

☐ 8) Class dues, club dues, and initiation fees.

☐ 9) Other. (Tell what.) _____

6. Some people feel that the quality of education everywhere in the United States is of concern to each of us. They point out that some areas have more children and less money than other areas. They point out that about one

(Go right on to the next page.)

fourth of the adults in this country live in states other than the one in which they were born — that our fellow workers and neighbors tomorrow may be getting a poor education in another state or community. Thus, they say, if today all of us are to prosper the national government must guarantee minimum standards of education everywhere by paying a portion of the cost. Other people feel that all financial support for the school should come only from local and state sources. How do you feel about national support of education? (Check one.)

- _____1) I believe that the national government should pay enough of the cost of education to guarantee every boy and girl a good education.
- _____2) I believe that the national government should not pay any part of the cost of education.
- _____3) I have no opinion.

7. Do you favor or oppose spending tax money for a state-wide system of local junior colleges (two years beyond high school) to make college and special vocational train-

ing available to students who can't afford, or don't want or don't want a regular four-year college course? (Check one.)

- _____1) I strongly favor.
- _____2) I am inclined to favor.
- _____3) I am not sure.
- _____4) I am inclined to oppose.
- _____5) I strongly oppose.

8. Do you feel that teachers are paid too much or too little for the work they are expected to do? (Check one.)

- _____1) I feel very strongly that teachers are paid too much.
- _____2) I am inclined to feel that teachers are paid too much.
- _____3) Teachers are paid about the right amount.
- _____4) I am inclined to feel that teachers are not paid enough.
- _____5) I feel very strongly that teachers are not paid enough.
- _____6) I have no opinion.



HOW WOULD YOU ANSWER THIS?

What would you do if you were in charge of the public schools of this community?

DO YOU FEEL THAT THE SCHOOLS ARE PRETTY MUCH ALL RIGHT AS THEY ARE, OR DO YOU THINK OF PLACES WHERE THERE IS ROOM FOR IMPROVEMENT?

The only way we know of for us to find out what you think of your schools is to ask you, and that is exactly what we've decided to do. Here are some questions which we hope you'll find interesting enough to answer. Of even greater importance, your frank opinions, regardless of whether you have children in school, will help us to provide the kind of education the majority of you feel that the children of this community should have. Please answer as many of the questions as you can, but even if you don't answer all of them, your cooperation will be greatly appreciated.

Superintendent of Schools

In your opinion, are today's youngsters who have finished grammar school as well educated as those you knew when you were a child?

Yes_____ No_____ Can't Say_____

How about those who graduate from high school nowadays — do you believe they are as well educated as high school youngsters were when you were of that age?

Yes_____ No_____ Can't Say_____

How good a job do you feel the schools do nowadays in developing:

	Good	Fair	Poor
POLITENESS	_____	_____	_____
HONESTY	_____	_____	_____
A PLEASING PERSONALITY	_____	_____	_____
GOOD CITIZENSHIP	_____	_____	_____
DISCIPLINE (in the school)	_____	_____	_____

(This form was developed by the committee on educational interpretation of the Department of Public Instruction and approved by the Michigan Commission on Educational Policies.)

Copyright 1951 by Lee M. Thurston, Superintendent of Public Instruction, Lansing, Mich.

All of us want our children to have a good education in the three R's, health, and perhaps some science. Beyond this, what would you insist on and be willing to pay for even if it should add to your school tax bill? Check what you think should be provided.

- _____ An understanding of the history and geography of our country and perhaps the world
- _____ Appreciation of and possible participation in music and art
- _____ Instruction in a vocation (job skill) of the pupil's choice
- _____ Home and family living (budgets, buying, family relationships, child care, food and clothing)
- _____ Learning to drive a car
- _____ Opportunity for activity in school clubs
- _____ Public speaking
- _____ Ability to speak a foreign language
- _____ Competitive athletics
- _____ _____

What about training for assuming the privileges and responsibilities of good citizenship? Do you believe that schools are doing a satisfactory job in teaching about such matters as:

	Yes	No	Can't Say
Importance of voting	_____	_____	_____
Understanding just where the money comes from to run the government	_____	_____	_____
Respect for the rights of minorities	_____	_____	_____
How your home is assessed for taxation	_____	_____	_____
How business and industry are established and financed	_____	_____	_____
The place of profits in business	_____	_____	_____
The purpose and workings of organized labor	_____	_____	_____
_____	_____	_____	_____
_____	_____	_____	_____



Here is a picture of a high school boy making change as an employee of a gas station. Write below the first thing that comes to your mind as you look at this picture.

Occasionally you hear folks say that the teaching of such subjects as public speaking, good manners, and perhaps the ability to get along with others are "fads and frills." In general, would you go along with this

Yes_____ No_____ Can't Say_____

Some people have the feeling that *too many* new ideas, experiment, and changes are made in the schools of today. Do you agree?

Yes_____ No_____ Can't Say_____

Make a guess as to what per cent of boys and girls who finished the eighth grade actually entered high school in:


1900_____% 1950_____%

Michigan's compulsory school laws keep all children in school until they are sixteen. It is a fact that children of the same age (regardless of what that age may be) often differ greatly in height, weight, and ability to learn. In view of such facts, do you feel that boys and girls of the same age should be able to read, write, and spell equally well?

Yes_____ No_____ Can't Say_____

All of us have friends some of whom we think of as being well educated and some who are not so well educated. Just how do *you* decide whether a person is well educated or not? (Check one or more.)

- _____ The things he talks about
- _____ His grammar, pronunciation, etc.
- _____ By the friends he keeps
- _____ Accuracy in figuring a problem
- _____ Ability to meet people—poise, manners, ease of conversation
- _____ Appreciation of literature and good music
- _____ His "at homeness" with new friends
- _____ The amount of money he makes
- _____ The way he talks
- _____ Personality
- _____ By the way he acts
- _____ Ability to say what he means



List others: _____

How do you feel about today's teachers? Do you consider them well-trained and up-to-date?

Yes_____ No_____ Can't Say_____

Do you believe that salaries offered teachers today are sufficient to attract well-prepared conscientious men and women to teaching jobs?


Yes_____ No_____ Can't Say_____

How much would you say a new teacher of the fifth grade in your schools is paid *per week* (during the school year)?

\$_____

In the past ten or twelve months, have you:

	Yes	No
Visited a public school?	_____	_____
Talked with a teacher?	_____	_____
Attended a PTA or other parent meeting?	_____	_____



Do the teachers really make you feel at home when you visit classes?

Yes_____ No_____ Sometimes_____

If you were certain that each classroom had two or three comfortable seats for adults, would you be apt to visit school more often?

Yes_____ No_____ Can't Say_____

Taking everything into consideration, what kind of a job would you say your public schools are doing in educating young people for these times?

Good_____ Fair_____ Poor_____

In general, would you say that the newspapers are giving you the kind of information you want about your schools?

Yes_____ No_____ Can't Say_____

In case your answer is "yes," would you give us a hint as to one or two news articles that you liked?

If your answer was "no," what kind of information about your schools would you like to see in your newspapers?

It would be of great help if you would be good enough to give us a little personal information about yourself:

Yes No

Do you own property?

Do you have children in school?

What kind of work do you do? (Housewife, skilled trades, professional, laborer, etc.)

THANKS A LOT FOR YOUR COOPERATION. Please return this questionnaire even though you may not have answered all of the questions.

Your signature is not necessary but if you feel it would help in understanding your point of view, we would welcome identification.

You may hand this to a school pupil for return or it may be mailed in a letter addressed to the personal attention of the Superintendent.

Please feel free to write on a separate sheet any additional comment you may have on your schools.

**Augusta Public Schools
Office of the Board of Education**

WHAT THE SCHOOLS SHOULD TEACH

- I. To what attitudes and conduct in children should the schools give more attention?**

- II. What school subjects or areas of learning should receive more emphasis?**

- III. What additional services to children and to the community would you like to see your schools give?**

- IV. In what respects are Augusta schools doing their best service?**

WHAT DO YOU THINK OF THE PUBLIC SCHOOLS?

Dear Parents:

PLEASE READ THIS PARAGRAPH.

Your child has brought to you this check sheet. It is part of the survey being conducted for your school system by the Bureau of Educational Research and Service of the University of Kansas. You are asked to fill out this check sheet by placing an (X) after ONE of the three possible answers to each question. When you have finished, place the sheet in the same envelope, seal it, and return it to school with your child as the messenger. Do not sign your name on this paper.

From what you know or hear about your public schools, would you say that:

1. classroom conduct and discipline are satisfactory? Yes ___ No ___ Don't Know ___
2. enough time is spent in teaching the fundamental subjects, such as reading, writing, arithmetic, and spelling? Yes ___ No ___ Don't Know ___
3. the present method of teaching the fundamental subjects is the same as when you went to school? Yes ___ No ___ Don't Know ___
4. the present method of teaching the fundamental subjects is better than when you went to school? Yes ___ No ___ Don't Know ___

On the whole, would you say that:

5. classes today in your schools are too large? Yes ___ No ___ Don't Know ___
6. classes today in your schools are too small? Yes ___ No ___ Don't Know ___
7. classes today in your schools are about right in size? Yes ___ No ___ Don't Know ___
8. the average pupil gets as much individual instruction as he needs? Yes ___ No ___ Don't Know ___

Bureau of Research and Service
School of Education
University of Kansas

Do you have confidence in:

9. the present school board? Yes ___ No ___ Don't Know ___
10. the superintendent of schools? Yes ___ No ___ Don't Know ___
11. the school principal? Yes ___ No ___ Don't Know ___

Would you say that your public school teachers are paid:

12. too much? Yes ___ No ___ Don't Know ___
13. about right? Yes ___ No ___ Don't Know ___
14. too little? Yes ___ No ___ Don't Know ___

Do you feel that a week of group study by the teachers before the opening of school:

15. should be required? Yes ___ No ___ Don't Know ___
16. would benefit your child? Yes ___ No ___ Don't Know ___
17. should include some parents? Yes ___ No ___ Don't Know ___

Did you vote:

18. in the last school election? Yes ___ No ___ Don't Know ___

Do you believe that:

19. school taxes are too high? Yes ___ No ___ Don't Know ___
20. the present school buildings are adequate? Yes ___ No ___ Don't Know ___

Do you feel that the schools and playgrounds are:

21. kept clean? Yes ___ No ___ Don't Know ___
22. safe? Yes ___ No ___ Don't Know ___

Does the school your child attends have fire drills:

23. once a month? Yes ___ No ___ Don't Know ___
24. supervised by the local fire department? Yes ___ No ___ Don't Know ___

Do you attend the PTA meetings:

25. regularly? Yes ___ No ___ Don't Know ___

26. occasionally? Yes ___ No ___ Don't Know ___

Do you feel that the PTA meetings:

27. are worthwhile? Yes ___ No ___ Don't Know ___

28. should be held once a month? Yes ___ No ___ Don't Know ___

29. are held too often? Yes ___ No ___ Don't Know ___

Do you think that the present offering of high school subjects helps students to:

30. adjust to everyday life situations? Yes ___ No ___ Don't Know ___

31. succeed in college? Yes ___ No ___ Don't Know ___

Should these kinds of subjects be taught in your public schools?

32. types of government? Yes ___ No ___ Don't Know ___

33. religious values? Yes ___ No ___ Don't Know ___

34. sex education? Yes ___ No ___ Don't Know ___

Do you approve of the following techniques and methods of teaching in your public schools?

35. motion pictures and slides? Yes ___ No ___ Don't Know ___

36. group discussions? Yes ___ No ___ Don't Know ___

37. field trips? Yes ___ No ___ Don't Know ___

38. lectures? Yes ___ No ___ Don't Know ___

39. group projects? Yes ___ No ___ Don't Know ___

Should your public schools provide the following special services for the students?

40. libraries? Yes ___ No ___ Don't Know ___

41. health centers? Yes ___ No ___ Don't Know ___

42. cafeterias? Yes ___ No ___ Don't Know ___

43. athletics? Yes ___ No ___ Don't Know ___
44. recreation? Yes ___ No ___ Don't Know ___
45. psychological testing? Yes ___ No ___ Don't Know ___

Do you think that your public schools should provide the students with:

46. personal guidance? Yes ___ No ___ Don't Know ___
47. vocational (job) guidance? Yes ___ No ___ Don't Know ___
48. educational guidance? Yes ___ No ___ Don't Know ___

Do you think it is advisable to have special classes for:

49. the gifted or fast-learning pupils? Yes ___ No ___ Don't Know ___
50. the retarded or slow-learning pupils? Yes ___ No ___ Don't Know ___
51. the physically handicapped pupils? Yes ___ No ___ Don't Know ___

Do you think that the incidental costs, such as books, paper, pencils, club dues, admission to plays and athletic contests, graduation expenses, etc.:

52. are too high? Yes ___ No ___ Don't Know ___

Do you feel that the school should provide:

53. all books and supplies? Yes ___ No ___ Don't Know ___
54. free admission to athletic games? Yes ___ No ___ Don't Know ___
55. free of charge such activities as dances, parties, etc. Yes ___ No ___ Don't Know ___
56. all athletic equipment? Yes ___ No ___ Don't Know ___
57. all musical instruments? Yes ___ No ___ Don't Know ___
58. medical services for the needy? Yes ___ No ___ Don't Know ___
59. dental services for the needy? Yes ___ No ___ Don't Know ___
60. eye glasses for the needy? Yes ___ No ___ Don't Know ___
61. aids to hearing for the needy? Yes ___ No ___ Don't Know ___

Do you like the present system of reporting:

62. pupil progress? (marks) Yes ___ No ___ Don't Know ___

Do you think a pupil should be graded, promoted and graduated according:

63. to how he compares with other pupils? Yes ___ No ___ Don't Know ___

64. to the effort he makes to use his own intelligence? Yes ___ No ___ Don't Know ___

Have you had a conference with the teacher about your child:

65. this year? Yes ___ No ___ Don't Know ___

66. last year? Yes ___ No ___ Don't Know ___

Do you feel that your child:

67. has too much home work? Yes ___ No ___ Don't Know ___

68. Is getting as much out of school as he can? Yes ___ No ___ Don't Know ___

69. Is treated fairly by other children at school? Yes ___ No ___ Don't Know ___

Do you feel that the school demands:

70. too much time of your child? Yes ___ No ___ Don't Know ___

Do you feel that your child has sufficient opportunity:

71. to participate in extra curricular activities? Yes ___ No ___ Don't Know ___

Do you feel that your child:

72. walks too far to school? Yes ___ No ___ Don't Know ___

Do you feel that the school is stimulating in your child:

73. a desire to read and appreciate good literature? Yes ___ No ___ Don't Know ___

74. a desire for good music and art? Yes ___ No ___ Don't Know ___

Do you feel that the school is helping your child to:

75. develop effective health habits? Yes ___ No ___ Don't Know ___
76. develop high ideals and suitable moral code? Yes ___ No ___ Don't Know ___
77. develop a broad understanding of social and economic problems? Yes ___ No ___ Don't Know ___
78. My child attends the _____ school.
79. My child is in the _____ grade.
80. My child's teacher is _____.
81. Would you like to receive a summary of this inventory? Yes ___ No ___
82. Comments:

83. Who answered this questionnaire? Check one. Father _____
Mother _____ Both father and mother _____.

APPENDIX C

**RAW DATA FROM A SAMPLE OF
999 SETS OF PARENTS OF SENIORS IN
99 KANSAS HIGH SCHOOLS**

WHAT DO PARENTS THINK ABOUT KANSAS HIGH SCHOOLS? *

This is a cooperative study being carried on in Kansas this school year. Your local High School, the State Department of Public Instruction, and the State Board for Vocational Education are all cooperating in it. The purpose of this study is to determine how you, as a parent, feel about the job your local High School is doing for your child. You are asked to check (✓) each of the following questions in the "Yes", "No", or "Can't say" column, according to how well you feel your local school is doing. For questions 62 and 63 you are asked to merely check (✓) the correct response or responses. On question 64 please feel free to make whatever comments you desire about your school or about this questionnaire.

Do not sign your name to this questionnaire. We are not interested in a response of a given individual, but rather in the total response of the group and all of the responses for each particular school in the study. You will notice either a number or the name of your High School at the top of this sheet. This is for purposes of identification according to school, and not according to the individual filling out the questionnaire.

We hope you will feel free to make an honest appraisal of your school. Since your response can in no way be identified as belonging to you, you may rest assured of its being kept in strict confidence. After you have completed the questionnaire, place it in the accompanying self-addressed, franked envelope and return it to this office. Thank you in advance for the help you can give us in this study.

		<u>Percentages</u>			
		<u>Yes</u>	<u>No</u>	<u>Can't Say</u>	<u>No Reply</u>
1.	In general, are you satisfied with the high school your child attends?.....	1. <u>77.1</u>	<u>16.2</u>	<u>3.9</u>	<u>2.8</u>
2.	In your opinion, are the high school graduates of today as well educated as the high school graduates of twenty-five years ago?...	2. <u>68.7</u>	<u>19.1</u>	<u>9.6</u>	<u>2.6</u>
Are you satisfied with the job the high school your child attends is doing in teaching its students what they need to know in each of the following subjects?					
3.	English.....	3. <u>69.7</u>	<u>17.2</u>	<u>4.3</u>	<u>8.8</u>
4.	Mathematics.....	4. <u>69.8</u>	<u>16.5</u>	<u>5.1</u>	<u>8.6</u>
5.	History.....	5. <u>77.1</u>	<u>9.5</u>	<u>4.5</u>	<u>8.9</u>
6.	Science.....	6. <u>70.9</u>	<u>10.2</u>	<u>8.3</u>	<u>10.6</u>
7.	Penmanship.....	7. <u>40.6</u>	<u>41.1</u>	<u>8.0</u>	<u>10.3</u>
8.	Spelling.....	8. <u>41.8</u>	<u>42.0</u>	<u>6.6</u>	<u>9.6</u>
9.	Reading.....	9. <u>59.0</u>	<u>23.3</u>	<u>7.4</u>	<u>10.3</u>
10.	Do you think teachers' salaries are high enough?.....	10. <u>43.2</u>	<u>35.6</u>	<u>15.5</u>	<u>5.7</u>
11.	Would you be in favor of raising teachers' salaries, even if it meant an increase in your school taxes?.....	11. <u>38.3</u>	<u>40.5</u>	<u>14.9</u>	<u>6.3</u>

*Responses from total sample of 999 parents.

		<u>Yes</u>	<u>No</u>	<u>Can't Say</u>	<u>No Reply</u>
12.	Have you talked with any of your child's teachers within the past twelve months about his progress in school?..... 12.	<u>61.4</u>	<u>36.3</u>	<u>0.3</u>	<u>2.0</u>
13.	Did you vote in the last school election?.... 13.	<u>59.8</u>	<u>35.0</u>	<u>0.8</u>	<u>4.4</u>
14.	Do you feel welcome when you visit the high school your child attends?..... 14.	<u>77.2</u>	<u>7.9</u>	<u>10.8</u>	<u>4.1</u>
15.	Do you feel teachers in your child's school are as well trained as were the high school teachers of twenty-five years ago?..... 15.	<u>75.0</u>	<u>10.7</u>	<u>11.7</u>	<u>2.6</u>
16.	In Kansas all children are required to attend school until they complete the eighth grade or until they reach their sixteenth birthday if they are physically and mentally able to do so. Do you think this is a good requirement?..... 16.	<u>98.2</u>	<u>1.9</u>	<u>0.6</u>	<u>1.3</u>
17.	Have you attended any school event, such as basketball games, football games, plays or concerts, within the past twelve months?..... 17.	<u>91.5</u>	<u>7.1</u>	<u>0.2</u>	<u>1.2</u>
18.	Do you think the teaching methods in the high school your child attends are as good as the teaching methods used in high schools of twenty-five years ago?..... 18.	<u>67.5</u>	<u>14.2</u>	<u>15.7</u>	<u>2.6</u>
19.	Would you like to see more courses offered in your high school that would train your child in a job or trade at which he could earn his living?..... 19.	<u>78.5</u>	<u>12.1</u>	<u>6.6</u>	<u>2.8</u>
20.	Would you like to have your child given more help by the high school in choosing his life work?..... 20.	<u>69.5</u>	<u>16.4</u>	<u>11.3</u>	<u>2.8</u>
21.	Is the high school your child attends strict enough in its discipline?..... 21.	<u>56.5</u>	<u>27.8</u>	<u>13.2</u>	<u>2.5</u>
22.	Would you like to have your child given more help by the high school in solving whatever personal, social, and educational problems he may face?..... 22.	<u>60.8</u>	<u>21.2</u>	<u>14.0</u>	<u>4.0</u>
23.	Do you feel that athletics are being over emphasized in the school your child attends?.. 23.	<u>34.1</u>	<u>56.4</u>	<u>7.2</u>	<u>2.3</u>
24.	Are you satisfied with the grading system used in the high school your child attends?... 24.	<u>74.5</u>	<u>18.0</u>	<u>5.3</u>	<u>2.2</u>

	<u>Yes</u>	<u>No</u>	<u>Can't Say</u>	<u>No Reply</u>
25. Have you visited any classes in the school your child attends within the past twelve months?. 25.	<u>24.9</u>	<u>72.0</u>	<u>0.6</u>	<u>2.5</u>

The best possible education cannot be provided for your child or children without your financial and moral support. In addition to the basic school subjects offered, look over the list below and check (✓) the opportunities you would want and would be willing to pay for in extra taxes, if necessary, for your child.

26. More information about, and training in jobs of pupil's choice...(Vocational Education)... 26.	<u>66.8</u>	<u>19.3</u>	<u>5.6</u>	<u>8.3</u>
27. Information about home and family living..... 27.	<u>47.6</u>	<u>36.5</u>	<u>6.3</u>	<u>9.6</u>
28. Participation in interscholastic athletics... 28.	<u>24.2</u>	<u>56.1</u>	<u>9.4</u>	<u>10.3</u>
29. Driver training..... 29.	<u>63.6</u>	<u>24.1</u>	<u>3.2</u>	<u>9.1</u>
30. Training in public speaking..... 30.	<u>62.6</u>	<u>23.6</u>	<u>4.5</u>	<u>9.3</u>
31. Participation in school clubs..... 31.	<u>29.0</u>	<u>51.8</u>	<u>8.6</u>	<u>10.6</u>
32. Training and participation in music and art.. 32.	<u>55.0</u>	<u>29.9</u>	<u>5.4</u>	<u>9.7</u>
33. Training in responsibilities and privileges of citizenship..... 33.	<u>67.1</u>	<u>18.2</u>	<u>4.9</u>	<u>9.8</u>
34. Training in use of foreign language..... 34.	<u>31.9</u>	<u>47.3</u>	<u>10.4</u>	<u>10.4</u>

Are you satisfied with the job the high school your child attends is doing in teaching its students what they need to know in each of the following areas:

35. Appreciation of the democratic way of life... 35.	<u>60.9</u>	<u>15.5</u>	<u>11.0</u>	<u>12.6</u>
36. Ability to get along with others..... 36.	<u>65.5</u>	<u>17.6</u>	<u>6.8</u>	<u>10.1</u>
37. Information about jobs of pupil's choice..... 37.	<u>41.0</u>	<u>30.5</u>	<u>14.9</u>	<u>13.6</u>
38. Appreciation of the value of money..... 38.	<u>38.9</u>	<u>34.9</u>	<u>13.2</u>	<u>13.0</u>
39. Good sportsmanship..... 39.	<u>69.4</u>	<u>13.4</u>	<u>6.3</u>	<u>10.9</u>
40. Good citizenship..... 40.	<u>70.4</u>	<u>12.0</u>	<u>6.2</u>	<u>11.4</u>
41. Politeness and manners..... 41.	<u>51.7</u>	<u>29.5</u>	<u>7.5</u>	<u>11.3</u>
42. Discipline..... 42.	<u>55.0</u>	<u>24.6</u>	<u>7.6</u>	<u>12.8</u>
43. Worthy use of leisure time..... 43.	<u>40.4</u>	<u>32.1</u>	<u>14.1</u>	<u>13.4</u>
44. Respect for parents and other elders..... 44.	<u>52.6</u>	<u>23.9</u>	<u>10.4</u>	<u>13.1</u>
45. Respect for the rights of minority groups.... 45.	<u>51.7</u>	<u>19.1</u>	<u>13.9</u>	<u>15.3</u>
46. Honesty..... 46.	<u>66.9</u>	<u>12.1</u>	<u>7.5</u>	<u>13.5</u>
47. Importance of health and physical fitness.... 47.	<u>66.8</u>	<u>10.6</u>	<u>8.9</u>	<u>13.7</u>
48. Ability to think rationally..... 48.	<u>53.8</u>	<u>16.8</u>	<u>15.0</u>	<u>14.4</u>
49. Preparation for family responsibilities..... 49.	<u>42.6</u>	<u>23.7</u>	<u>18.5</u>	<u>15.2</u>
50. Understanding of methods of science..... 50.	<u>51.2</u>	<u>13.6</u>	<u>19.4</u>	<u>15.8</u>
51. Intelligent purchase and use of goods..... 51.	<u>44.2</u>	<u>22.2</u>	<u>18.0</u>	<u>15.6</u>
52. Appreciation of finer things of life..... 52.	<u>51.7</u>	<u>18.5</u>	<u>14.7</u>	<u>15.1</u>
53. Development of saleable skills..... 53.	<u>38.3</u>	<u>24.6</u>	<u>22.0</u>	<u>15.1</u>

How many of the following items and services do you feel should be provided out of tax funds and at no direct cost to the pupil?

	Yes	No	Can't Say	No Reply
--	-----	----	-----------	----------

54. All books and supplies.....	54.	<u>45.5</u>	<u>43.6</u>	<u>4.4</u>	<u>6.5</u>
55. Free admission to all athletic contests.....	55.	<u>20.0</u>	<u>68.9</u>	<u>3.5</u>	<u>7.6</u>
56. Free admission to school plays, parties, etc.	56.	<u>21.2</u>	<u>67.2</u>	<u>3.5</u>	<u>8.1</u>
57. All athletic equipment.....	57.	<u>57.5</u>	<u>31.8</u>	<u>3.9</u>	<u>6.8</u>
58. All musical instruments.....	58.	<u>37.1</u>	<u>49.8</u>	<u>5.7</u>	<u>7.4</u>
59. Minor health services..(medical and dental examinations, etc.)..	59.	<u>70.1</u>	<u>20.0</u>	<u>3.1</u>	<u>6.8</u>
60. School lunch.....	60.	<u>24.4</u>	<u>61.3</u>	<u>4.8</u>	<u>9.5</u>
61. Do you own your own home?.....	61.	<u>74.7</u>	<u>21.6</u>	<u>0.7</u>	<u>3.0</u>

62. Who filled out this questionnaire? Please check (✓) one or more as is necessary.

<u>1.8</u>	No Reply	Father and Mother	<u>21.5</u>
<u>22.6</u>	Father	Father and Other	<u>0.4</u>
<u>45.6</u>	Mother	Mother and Other	<u>1.7</u>
<u>4.8</u>	Other	Father, Mother and Other	<u>1.5</u>

63. What is the total annual income of the immediate family? Please check (✓).

<u>6.5</u>	No Reply
<u>24.2</u>	Below \$3,000
<u>45.0</u>	\$3,000 to \$5,000
<u>24.3</u>	Above \$5,000

64. Do you have any further comments about your school or about this questionnaire? If so, please feel free to make them here:

No comments 54.4

Comment 45.6

- | | |
|----------------|------------------------|
| 65. (1). _____ | 67. 0-2.99 _____ |
| (2). _____ | 3-40.0 _____ |
| (3). _____ | 68. 0-\$3335 _____ |
| (4). _____ | \$3335.01-\$4300 _____ |
66. 1-2. _____
3. _____
- 4-35. _____

WHAT DO PARENTS THINK ABOUT KANSAS HIGH SCHOOLS? *

This is a cooperative study being carried on in Kansas this school year. Your local High School, the State Department of Public Instruction, and the State Board for Vocational Education are all cooperating in it. The purpose of this study is to determine how you, as a parent, feel about the job your local High School is doing for your child. You are asked to check (✓) each of the following questions in the "Yes", "No", or "Can't say" column, according to how well you feel your local school is doing. For questions 62 and 63 you are asked to merely check (✓) the correct response or responses. On question 64 please feel free to make whatever comments you desire about your school or about this questionnaire.

Do not sign your name to this questionnaire. We are not interested in a response of a given individual, but rather in the total response of the group and all of the responses for each particular school in the study. You will notice either a number or the name of your High School at the top of this sheet. This is for purposes of identification according to school, and not according to the individual filling out the questionnaire.

We hope you will feel free to make an honest appraisal of your school. Since your response can in no way be identified as belonging to you, you may rest assured of its being kept in strict confidence. After you have completed the questionnaire, place it in the accompanying self-addressed, franked envelope and return it to this office. Thank you in advance for the help you can give us in this study.

		<u>Percentages</u>			
		<u>Yes</u>	<u>No</u>	<u>Can't Say</u>	<u>No Reply</u>
1.	In general, are you satisfied with the high school your child attends?.....	1. <u>79.3</u>	<u>15.0</u>	<u>3.6</u>	<u>2.1</u>
2.	In your opinion, are the high school graduates of today as well educated as the high school graduates of twenty-five years ago?...	2. <u>68.6</u>	<u>20.4</u>	<u>9.1</u>	<u>1.9</u>
Are you satisfied with the job the high school your child attends is doing in teaching its students what they need to know in each of the following subjects?					
3.	English.....	3. <u>70.5</u>	<u>18.5</u>	<u>2.2</u>	<u>8.8</u>
4.	Mathematics.....	4. <u>72.2</u>	<u>16.1</u>	<u>2.9</u>	<u>8.8</u>
5.	History.....	5. <u>80.0</u>	<u>8.3</u>	<u>2.6</u>	<u>9.1</u>
6.	Science.....	6. <u>75.8</u>	<u>7.1</u>	<u>6.0</u>	<u>11.1</u>
7.	Penmanship.....	7. <u>42.5</u>	<u>42.0</u>	<u>5.9</u>	<u>9.6</u>
8.	Spelling.....	8. <u>43.2</u>	<u>44.0</u>	<u>3.8</u>	<u>9.0</u>
9.	Reading.....	9. <u>60.0</u>	<u>24.5</u>	<u>5.5</u>	<u>10.0</u>
10.	Do you think teachers' salaries are high enough?.....	10. <u>35.1</u>	<u>42.8</u>	<u>16.6</u>	<u>5.5</u>
11.	Would you be in favor of raising teachers' salaries, even if it meant an increase in your school taxes?.....	11. <u>44.9</u>	<u>34.2</u>	<u>14.9</u>	<u>6.0</u>

*Responses of 579 sets of parents whose children attended the twenty-five largest schools in the sample.

		<u>Yes</u>	<u>No</u>	<u>Can't Say</u>	<u>No Reply</u>
12.	Have you talked with any of your child's teachers within the past twelve months about his progress in school?..... 12.	<u>63.0</u>	<u>34.9</u>	<u>0.3</u>	<u>1.8</u>
13.	Did you vote in the last school election?.... 13.	<u>65.8</u>	<u>28.2</u>	<u>1.2</u>	<u>4.8</u>
14.	Do you feel welcome when you visit the high school your child attends?..... 14.	<u>78.8</u>	<u>7.9</u>	<u>9.7</u>	<u>3.6</u>
15.	Do you feel teachers in your child's school are as well trained as were the high school teachers of twenty-five years ago?..... 15.	<u>75.6</u>	<u>10.4</u>	<u>11.4</u>	<u>2.6</u>
16.	In Kansas all children are required to attend school until they complete the eighth grade or until they reach their sixteenth birthday if they are physically and mentally able to do so. Do you think this is a good requirement?..... 16.	<u>96.7</u>	<u>1.9</u>	<u>0.2</u>	<u>1.2</u>
17.	Have you attended any school event, such as basketball games, football games, plays or concerts, within the past twelve months?..... 17.	<u>88.8</u>	<u>9.8</u>	<u>0.2</u>	<u>1.2</u>
18.	Do you think the teaching methods in the high school your child attends are as good as the teaching methods used in high schools of twenty-five years ago?..... 18.	<u>67.7</u>	<u>15.4</u>	<u>14.9</u>	<u>2.0</u>
19.	Would you like to see more courses offered in your high school that would train your child in a job or trade at which he could earn his living?..... 19.	<u>74.3</u>	<u>15.5</u>	<u>7.4</u>	<u>2.8</u>
20.	Would you like to have your child given more help by the high school in choosing his life work?..... 20.	<u>68.2</u>	<u>18.5</u>	<u>10.4</u>	<u>2.9</u>
21.	Is the high school your child attends strict enough in its discipline?..... 21.	<u>57.2</u>	<u>26.9</u>	<u>13.5</u>	<u>2.4</u>
22.	Would you like to have your child given more help by the high school in solving whatever personal, social, and educational problems he may face?..... 22.	<u>58.9</u>	<u>23.3</u>	<u>13.6</u>	<u>4.2</u>
23.	Do you feel that athletics are being over emphasized in the school your child attends?. 23.	<u>32.8</u>	<u>57.7</u>	<u>7.3</u>	<u>2.2</u>
24.	Are you satisfied with the grading system used in the high school your child attends?.. 24.	<u>75.5</u>	<u>16.9</u>	<u>5.7</u>	<u>1.9</u>

	<u>Yes</u>	<u>No</u>	<u>Can't Say</u>	<u>No Reply</u>
25. Have you visited any classes in the school your child attends within the past twelve months?. 25.	<u>27.5</u>	<u>70.3</u>	<u>0.2</u>	<u>2.0</u>

The best possible education cannot be provided for your child or children without your financial and moral support. In addition to the basic school subjects offered, look over the list below and check (✓) the opportunities you would want and would be willing to pay for in extra taxes, if necessary, for your child.

26. More information about, and training in jobs of pupil's choice...(Vocational Education)... 26.	<u>68.0</u>	<u>19.3</u>	<u>4.7</u>	<u>7.9</u>
27. Information about home and family living..... 27.	<u>49.6</u>	<u>34.9</u>	<u>5.7</u>	<u>9.8</u>
28. Participation in interscholastic athletics... 28.	<u>22.6</u>	<u>57.2</u>	<u>9.3</u>	<u>10.9</u>
29. Driver training..... 29.	<u>64.9</u>	<u>22.6</u>	<u>3.5</u>	<u>9.0</u>
30. Training in public speaking..... 30.	<u>62.2</u>	<u>23.0</u>	<u>5.3</u>	<u>9.5</u>
31. Participation in school clubs..... 31.	<u>27.8</u>	<u>54.1</u>	<u>7.4</u>	<u>10.7</u>
32. Training and participation in music and art.. 32.	<u>54.1</u>	<u>30.9</u>	<u>5.5</u>	<u>9.5</u>
33. Training in responsibilities and privileges of citizenship..... 33.	<u>68.7</u>	<u>16.9</u>	<u>4.3</u>	<u>10.1</u>
34. Training in use of foreign language..... 34.	<u>32.8</u>	<u>46.1</u>	<u>11.1</u>	<u>10.0</u>

Are you satisfied with the job the high school your child attends is doing in teaching its students what they need to know in each of the following areas:

35. Appreciation of the democratic way of life... 35.	<u>65.5</u>	<u>14.9</u>	<u>8.3</u>	<u>11.3</u>
36. Ability to get along with others..... 36.	<u>66.5</u>	<u>17.8</u>	<u>6.2</u>	<u>9.5</u>
37. Information about jobs of pupil's choice..... 37.	<u>44.0</u>	<u>30.6</u>	<u>11.6</u>	<u>13.8</u>
38. Appreciation of the value of money..... 38.	<u>38.9</u>	<u>35.1</u>	<u>13.0</u>	<u>13.0</u>
39. Good sportsmanship..... 39.	<u>67.9</u>	<u>14.2</u>	<u>7.1</u>	<u>10.8</u>
40. Good citizenship..... 40.	<u>70.3</u>	<u>13.0</u>	<u>5.4</u>	<u>11.3</u>
41. Politeness and manners..... 41.	<u>50.6</u>	<u>30.7</u>	<u>7.8</u>	<u>10.9</u>
42. Discipline..... 42.	<u>54.9</u>	<u>26.3</u>	<u>7.1</u>	<u>11.7</u>
43. Worthy use of leisure time..... 43.	<u>40.4</u>	<u>34.5</u>	<u>13.1</u>	<u>12.0</u>
44. Respect for parents and other elders..... 44.	<u>53.0</u>	<u>25.4</u>	<u>9.3</u>	<u>12.3</u>
45. Respect for the rights of minority groups.... 45.	<u>53.2</u>	<u>20.4</u>	<u>11.9</u>	<u>14.5</u>
46. Honesty..... 46.	<u>66.7</u>	<u>13.8</u>	<u>6.7</u>	<u>12.8</u>
47. Importance of health and physical fitness.... 47.	<u>67.5</u>	<u>10.2</u>	<u>9.2</u>	<u>13.1</u>
48. Ability to think rationally..... 48.	<u>55.1</u>	<u>16.9</u>	<u>13.8</u>	<u>14.2</u>
49. Preparation for family responsibilities..... 49.	<u>44.0</u>	<u>24.5</u>	<u>16.8</u>	<u>14.7</u>
50. Understanding of methods of science..... 50.	<u>54.9</u>	<u>11.6</u>	<u>18.1</u>	<u>15.4</u>
51. Intelligent purchase and use of goods..... 51.	<u>43.7</u>	<u>23.1</u>	<u>18.0</u>	<u>15.2</u>
52. Appreciation of finer things of life..... 52.	<u>55.3</u>	<u>16.4</u>	<u>13.5</u>	<u>14.8</u>
53. Development of saleable skills..... 53.	<u>40.9</u>	<u>24.0</u>	<u>20.6</u>	<u>14.5</u>

How many of the following items and services do you feel should be provided out of tax funds and at no direct cost to the pupil?

	Yes	No	Can't Say	No Reply
--	-----	----	-----------	----------

54. All books and supplies.....	54.	<u>46.6</u>	<u>42.5</u>	<u>4.3</u>	<u>6.6</u>
55. Free admission to all athletic contests.....	55.	<u>18.0</u>	<u>70.6</u>	<u>3.1</u>	<u>8.3</u>
56. Free admission to school plays, parties, etc.	56.	<u>21.6</u>	<u>68.0</u>	<u>2.6</u>	<u>7.8</u>
57. All athletic equipment.....	57.	<u>55.6</u>	<u>33.5</u>	<u>3.8</u>	<u>7.1</u>
58. All musical instruments.....	58.	<u>37.0</u>	<u>49.9</u>	<u>4.8</u>	<u>8.3</u>
59. Minor health services..(medical and dental examinations, etc.)..	59.	<u>67.7</u>	<u>22.5</u>	<u>2.4</u>	<u>7.4</u>
60. School lunch.....	60.	<u>21.9</u>	<u>63.6</u>	<u>4.7</u>	<u>9.8</u>
61. Do you own your own home?.....	61.	<u>75.5</u>	<u>21.4</u>	<u>0.9</u>	<u>2.2</u>

62. Who filled out this questionnaire? Please check (✓) one or more as is necessary.

<u>1.2</u>	No Reply	Father and Mother	<u>18.7</u>
<u>21.4</u>	Father	Father and Other	<u>0.3</u>
<u>49.7</u>	Mother	Mother and Other	<u>1.7</u>
<u>6.4</u>	Other	Father, Mother and Other	<u>1.6</u>

63. What is the total annual income of the immediate family? Please check (✓).

<u>5.7</u>	No Reply
<u>20.7</u>	Below \$3,000
<u>46.5</u>	\$3,000 to \$5,000
<u>27.1</u>	Above \$5,000

64. Do you have any further comments about your school or about this questionnaire? If so, please feel free to make them here:

No comments - 49.1

Comments - 50.9

65. (1). _____	67. 0-2.99 _____
(2). _____	3-40.0 _____
(3). _____	68. 0-\$3335 _____
(4). _____	\$3335.01-\$4300 _____
66. 1-2. _____	
3. _____	
4-35. _____	

WHAT DO PARENTS THINK ABOUT KANSAS HIGH SCHOOLS? *

This is a cooperative study being carried on in Kansas this school year. Your local High School, the State Department of Public Instruction, and the State Board for Vocational Education are all cooperating in it. The purpose of this study is to determine how you, as a parent, feel about the job your local High School is doing for your child. You are asked to check (✓) each of the following questions in the "Yes", "No", or "Can't say" column, according to how well you feel your local school is doing. For questions 62 and 63 you are asked to merely check (✓) the correct response or responses. On question 64 please feel free to make whatever comments you desire about your school or about this questionnaire.

Do not sign your name to this questionnaire. We are not interested in a response of a given individual, but rather in the total response of the group and all of the responses for each particular school in the study. You will notice either a number or the name of your High School at the top of this sheet. This is for purposes of identification according to school, and not according to the individual filling out the questionnaire.

We hope you will feel free to make an honest appraisal of your school. Since your response can in no way be identified as belonging to you, you may rest assured of its being kept in strict confidence. After you have completed the questionnaire, place it in the accompanying self-addressed, franked envelope and return it to this office. Thank you in advance for the help you can give us in this study.

		<u>Percentages</u>			
		<u>Yes</u>	<u>No</u>	<u>Can't Say</u>	<u>No Reply</u>
1. In general, are you satisfied with the high school your child attends?.....	1.	<u>66.7</u>	<u>25.6</u>	<u>3.8</u>	<u>3.9</u>
2. In your opinion, are the high school graduates of today as well educated as the high school graduates of twenty-five years ago?...	2.	<u>64.1</u>	<u>21.8</u>	<u>10.3</u>	<u>3.8</u>
Are you satisfied with the job the high school your child attends is doing in teaching its students what they need to know in each of the following subjects?					
3. English.....	3.	<u>78.2</u>	<u>11.5</u>	<u>2.6</u>	<u>7.7</u>
4. Mathematics.....	4.	<u>71.8</u>	<u>12.8</u>	<u>6.4</u>	<u>9.0</u>
5. History.....	5.	<u>73.1</u>	<u>9.0</u>	<u>9.0</u>	<u>8.9</u>
6. Science.....	6.	<u>64.1</u>	<u>16.7</u>	<u>9.0</u>	<u>10.2</u>
7. Penmanship.....	7.	<u>41.0</u>	<u>41.0</u>	<u>7.7</u>	<u>10.3</u>
8. Spelling.....	8.	<u>50.0</u>	<u>34.6</u>	<u>6.4</u>	<u>9.0</u>
9. Reading.....	9.	<u>67.9</u>	<u>16.7</u>	<u>6.4</u>	<u>9.0</u>
10. Do you think teachers' salaries are high enough?.....	10.	<u>67.9</u>	<u>15.4</u>	<u>12.8</u>	<u>3.9</u>
11. Would you be in favor of raising teachers' salaries, even if it meant an increase in your school taxes?.....	11.	<u>20.5</u>	<u>64.1</u>	<u>7.7</u>	<u>7.7</u>

*Responses of 78 sets of parents whose children attended the twenty-five smallest schools in the sample.

		<u>Yes</u>	<u>No</u>	<u>Can't Say</u>	<u>No Reply</u>	
12.	Have you talked with any of your child's teachers within the past twelve months about his progress in school?.....	12.	<u>65.4</u>	<u>33.3</u>	<u>0.0</u>	<u>1.3</u>
13.	Did you vote in the last school election?....	13.	<u>55.1</u>	<u>42.3</u>	<u>0.0</u>	<u>2.6</u>
14.	Do you feel welcome when you visit the high school your child attends?.....	14.	<u>75.6</u>	<u>10.3</u>	<u>10.3</u>	<u>3.8</u>
15.	Do you feel teachers in your child's school are as well trained as were the high school teachers of twenty-five years ago?.....	15.	<u>80.8</u>	<u>7.7</u>	<u>7.7</u>	<u>3.8</u>
16.	In Kansas all children are required to attend school until they complete the eighth grade or until they reach their sixteenth birthday if they are physically and mentally able to do so. Do you think this is a good requirement?.....	16.	<u>97.4</u>	<u>1.3</u>	<u>1.3</u>	<u>0.0</u>
17.	Have you attended any school event, such as basketball games, football games, plays or concerts, within the past twelve months?.....	17.	<u>93.6</u>	<u>5.1</u>	<u>1.3</u>	<u>0.0</u>
18.	Do you think the teaching methods in the high school your child attends are as good as the teaching methods used in high schools of twenty-five years ago?.....	18.	<u>67.9</u>	<u>11.5</u>	<u>17.9</u>	<u>2.7</u>
19.	Would you like to see more courses offered in your high school that would train your child in a job or trade at which he could earn his living?.....	19.	<u>93.6</u>	<u>1.3</u>	<u>3.8</u>	<u>1.3</u>
20.	Would you like to have your child given more help by the high school in choosing his life work?.....	20.	<u>74.3</u>	<u>10.3</u>	<u>14.1</u>	<u>1.3</u>
21.	Is the high school your child attends strict enough in its discipline?.....	21.	<u>61.5</u>	<u>28.2</u>	<u>10.3</u>	<u>0.0</u>
22.	Would you like to have your child given more help by the high school in solving whatever personal, social, and educational problems he may face?.....	22.	<u>64.1</u>	<u>16.7</u>	<u>15.4</u>	<u>3.8</u>
23.	Do you feel that athletics are being over emphasized in the school your child attends?..	23.	<u>21.8</u>	<u>70.5</u>	<u>7.7</u>	<u>0.0</u>
24.	Are you satisfied with the grading system used in the high school your child attends?..	24.	<u>74.3</u>	<u>21.8</u>	<u>3.9</u>	<u>0.0</u>

	<u>Yes</u>	<u>No</u>	<u>Can't Say</u>	<u>No Reply</u>
25. Have you visited any classes in the school your child attends within the past twelve months?.	25.6	71.8	2.6	0.0

The best possible education cannot be provided for your child or children without your financial and moral support. In addition to the basic school subjects offered, look over the list below and check (✓) the opportunities you would want and would be willing to pay for in extra taxes, if necessary, for your child.

26. More information about, and training in jobs of pupil's choice...(Vocational Education)...	26.66.7	20.5	3.8	9.0
27. Information about home and family living.....	27.34.6	48.7	7.7	9.0
28. Participation in interscholastic athletics...	28.21.8	60.3	9.0	8.9
29. Driver training.....	29.56.4	33.3	2.6	7.7
30. Training in public speaking.....	30.67.9	21.8	2.6	7.7
31. Participation in school clubs.....	31.26.9	56.4	7.7	9.0
32. Training and participation in music and art..	32.60.3	28.2	2.6	8.9
33. Training in responsibilities and privileges of citizenship.....	33.62.8	25.6	3.8	7.8
34. Training in use of foreign language.....	34.20.5	62.8	7.7	9.0

Are you satisfied with the job the high school your child attends is doing in teaching its students what they need to know in each of the following areas:

35. Appreciation of the democratic way of life...	35.56.4	16.7	9.0	17.9
36. Ability to get along with others.....	36.61.5	23.1	3.8	11.6
37. Information about jobs of pupil's choice.....	37.42.3	30.8	14.1	12.8
38. Appreciation of the value of money.....	38.48.7	26.9	10.8	14.1
39. Good sportsmanship.....	39.66.7	15.4	5.1	12.8
40. Good citizenship.....	40.74.3	7.7	6.4	11.6
41. Politeness and manners.....	41.61.5	23.1	1.3	14.1
42. Discipline.....	42.61.5	19.2	6.4	12.9
43. Worthy use of leisure time.....	43.44.9	30.8	7.7	16.6
44. Respect for parents and other elders.....	44.52.6	23.1	6.4	17.9
45. Respect for the rights of minority groups....	45.51.3	16.7	11.5	20.5
46. Honesty.....	46.73.1	5.1	5.1	16.7
47. Importance of health and physical fitness....	47.69.2	9.0	1.3	20.5
48. Ability to think rationally.....	48.53.8	15.4	12.8	18.0
49. Preparation for family responsibilities.....	49.44.9	19.2	16.7	19.2
50. Understanding of methods of science.....	50.46.1	19.2	14.1	20.6
51. Intelligent purchase and use of goods.....	51.47.4	21.8	9.0	21.8
52. Appreciation of finer things of life.....	52.51.3	17.9	12.8	18.0
53. Development of saleable skills.....	53.39.7	23.1	16.7	20.5

How many of the following items and services do you feel should be provided out of tax funds and at no direct cost to the pupil?

	Yes	No	Can't Say	No Reply
--	-----	----	-----------	----------

54. All books and supplies.....	54.	<u>51.3</u>	<u>41.0</u>	<u>2.6</u>	<u>5.1</u>
55. Free admission to all athletic contests.....	55.	<u>32.1</u>	<u>57.7</u>	<u>3.8</u>	<u>6.4</u>
56. Free admission to school plays, parties, etc.	56.	<u>25.6</u>	<u>57.7</u>	<u>6.1</u>	<u>11.6</u>
57. All athletic equipment.....	57.	<u>61.5</u>	<u>25.6</u>	<u>6.4</u>	<u>6.5</u>
58. All musical instruments.....	58.	<u>35.9</u>	<u>50.0</u>	<u>9.0</u>	<u>5.1</u>
59. Minor health services..(medical and dental examinations, etc.)..	59.	<u>79.5</u>	<u>12.8</u>	<u>5.1</u>	<u>2.6</u>
60. School lunch.....	60.	<u>29.5</u>	<u>52.6</u>	<u>6.4</u>	<u>11.5</u>
61. Do you own your own home?.....	61.	<u>71.8</u>	<u>24.4</u>	<u>1.3</u>	<u>2.5</u>

62. Who filled out this questionnaire? Please check (✓) one or more as is necessary.

<u>1.3</u> No Reply	Father and Mother	<u>34.6</u>
<u>17.9</u> Father	Father and Other	<u>2.6</u>
<u>37.2</u> Mother	Mother and Other	<u>2.6</u>
<u>3.8</u> Other	Father, Mother and Other	<u>0.0</u>

63. What is the total annual income of the immediate family? Please check (✓).

<u>9.0</u> No Reply
<u>35.9</u> Below \$3,000
<u>35.9</u> \$3,000 to \$5,000
<u>19.2</u> Above \$5,000

64. Do you have any further comments about your school or about this questionnaire? If so, please feel free to make them here:

No comments - 61.5

Comments - 38.5

65. (1). _____	67. 0-2.99 _____
(2). _____	3-40.0 _____
(3). _____	68. 0-\$3335 _____
(4). _____	\$3335.01-\$4300 _____
66. 1-2. _____	
3. _____	
4-35. _____	

WHAT DO PARENTS THINK ABOUT KANSAS HIGH SCHOOLS?*

This is a cooperative study being carried on in Kansas this school year. Your local High School, the State Department of Public Instruction, and the State Board for Vocational Education are all cooperating in it. The purpose of this study is to determine how you, as a parent, feel about the job your local High School is doing for your child. You are asked to check (✓) each of the following questions in the "Yes", "No", or "Can't say" column, according to how well you feel your local school is doing. For questions 62 and 63 you are asked to merely check (✓) the correct response or responses. On question 64 please feel free to make whatever comments you desire about your school or about this questionnaire.

Do not sign your name to this questionnaire. We are not interested in a response of a given individual, but rather in the total response of the group and all of the responses for each particular school in the study. You will notice either a number or the name of your High School at the top of this sheet. This is for purposes of identification according to school, and not according to the individual filling out the questionnaire.

We hope you will feel free to make an honest appraisal of your school. Since your response can in no way be identified as belonging to you, you may rest assured of its being kept in strict confidence. After you have completed the questionnaire, place it in the accompanying self-addressed, franked envelope and return it to this office. Thank you in advance for the help you can give us in this study.

		Percentages			
		Yes	No	Can't Say	No Reply
1.	In general, are you satisfied with the high school your child attends?.....	1. <u>78.4</u>	<u>14.8</u>	<u>4.1</u>	<u>2.7</u>
2.	In your opinion, are the high school graduates of today as well educated as the high school graduates of twenty-five years ago?...	2. <u>70.0</u>	<u>18.3</u>	<u>9.0</u>	<u>2.7</u>
Are you satisfied with the job the high school your child attends is doing in teaching its students what they need to know in each of the following subjects?					
3.	English.....	3. <u>69.7</u>	<u>17.6</u>	<u>3.3</u>	<u>9.5</u>
4.	Mathematics.....	4. <u>70.8</u>	<u>16.6</u>	<u>3.6</u>	<u>9.0</u>
5.	History.....	5. <u>78.5</u>	<u>8.4</u>	<u>3.1</u>	<u>10.0</u>
6.	Science.....	6. <u>74.4</u>	<u>7.5</u>	<u>6.9</u>	<u>11.2</u>
7.	Penmanship.....	7. <u>41.1</u>	<u>41.5</u>	<u>7.2</u>	<u>10.3</u>
8.	Spelling.....	8. <u>42.5</u>	<u>43.1</u>	<u>6.9</u>	<u>9.5</u>
9.	Reading.....	9. <u>59.3</u>	<u>23.0</u>	<u>7.2</u>	<u>10.5</u>
10.	Do you think teachers' salaries are high enough?.....	10. <u>41.3</u>	<u>37.4</u>	<u>15.2</u>	<u>6.1</u>
11.	Would you be in favor of raising teachers' salaries, even if it meant an increase in your school taxes?.....	11. <u>41.3</u>	<u>38.9</u>	<u>13.3</u>	<u>6.5</u>

*Responses of 610 sets of parents whose children attended schools where the administrator had been on the same job for four years or more.

		<u>Yes</u>	<u>No</u>	<u>Can't Say</u>	<u>No Reply</u>	
12.	Have you talked with any of your child's teachers within the past twelve months about his progress in school?.....	12.	<u>63.6</u>	<u>34.9</u>	<u>0.3</u>	<u>1.2</u>
13.	Did you vote in the last school election?....	13.	<u>64.6</u>	<u>29.7</u>	<u>1.0</u>	<u>4.7</u>
14.	Do you feel welcome when you visit the high school your child attends?.....	14.	<u>79.5</u>	<u>7.9</u>	<u>9.8</u>	<u>2.8</u>
15.	Do you feel teachers in your child's school are as well trained as were the high school teachers of twenty-five years ago?.....	15.	<u>77.9</u>	<u>9.0</u>	<u>11.3</u>	<u>1.8</u>
16.	In Kansas all children are required to attend school until they complete the eighth grade or until they reach their sixteenth birthday if they are physically and mentally able to do so. Do you think this is a good requirement?.....	16.	<u>97.0</u>	<u>2.0</u>	<u>0.0</u>	<u>1.0</u>
17.	Have you attended any school event, such as basketball games, football games, plays or concerts, within the past twelve months?.....	17.	<u>81.0</u>	<u>7.9</u>	<u>0.0</u>	<u>1.1</u>
18.	Do you think the teaching methods in the high school your child attends are as good as the teaching methods used in high schools of twenty-five years ago?.....	18.	<u>68.4</u>	<u>14.4</u>	<u>15.6</u>	<u>1.6</u>
19.	Would you like to see more courses offered in your high school that would train your child in a job or trade at which he could earn his living?.....	19.	<u>74.8</u>	<u>15.1</u>	<u>7.4</u>	<u>2.7</u>
20.	Would you like to have your child given more help by the high school in choosing his life work?.....	20.	<u>69.0</u>	<u>17.2</u>	<u>11.0</u>	<u>2.8</u>
21.	Is the high school your child attends strict enough in its discipline?.....	21.	<u>56.2</u>	<u>28.5</u>	<u>15.1</u>	<u>2.2</u>
22.	Would you like to have your child given more help by the high school in solving whatever personal, social, and educational problems he may face?.....	22.	<u>59.2</u>	<u>22.0</u>	<u>14.6</u>	<u>4.2</u>
23.	Do you feel that athletics are being over emphasized in the school your child attends?..	23.	<u>33.8</u>	<u>56.6</u>	<u>7.9</u>	<u>1.7</u>
24.	Are you satisfied with the grading system used in the high school your child attends?..	24.	<u>75.1</u>	<u>16.7</u>	<u>6.2</u>	<u>2.0</u>

	<u>Yes</u>	<u>No</u>	<u>Can't Say</u>	<u>No Reply</u>
25. Have you visited any classes in the school your child attends within the past twelve months?. 25.	<u>27.4</u>	<u>70.0</u>	<u>0.3</u>	<u>2.3</u>

The best possible education cannot be provided for your child or children without your financial and moral support. In addition to the basic school subjects offered, look over the list below and check (✓) the opportunities you would want and would be willing to pay for in extra taxes, if necessary, for your child.

26. More information about, and training in jobs of pupil's choice...(Vocational Education)... 26.	<u>67.0</u>	<u>20.0</u>	<u>5.7</u>	<u>7.3</u>
27. Information about home and family living..... 27.	<u>49.2</u>	<u>35.1</u>	<u>6.2</u>	<u>9.5</u>
28. Participation in interscholastic athletics... 28.	<u>23.6</u>	<u>56.9</u>	<u>9.8</u>	<u>9.7</u>
29. Driver training..... 29.	<u>66.1</u>	<u>21.6</u>	<u>3.8</u>	<u>8.5</u>
30. Training in public speaking..... 30.	<u>61.3</u>	<u>25.1</u>	<u>4.8</u>	<u>8.8</u>
31. Participation in school clubs..... 31.	<u>27.7</u>	<u>53.4</u>	<u>8.7</u>	<u>10.2</u>
32. Training and participation in music and art.. 32.	<u>53.8</u>	<u>31.5</u>	<u>5.6</u>	<u>9.1</u>
33. Training in responsibilities and privileges of citizenship..... 33.	<u>68.0</u>	<u>17.9</u>	<u>4.6</u>	<u>9.5</u>
34. Training in use of foreign language..... 34.	<u>33.3</u>	<u>46.9</u>	<u>10.0</u>	<u>9.8</u>

Are you satisfied with the job the high school your child attends is doing in teaching its students what they need to know in each of the following areas:

35. Appreciation of the democratic way of life... 35.	<u>63.8</u>	<u>14.8</u>	<u>10.3</u>	<u>11.1</u>
36. Ability to get along with others..... 36.	<u>66.7</u>	<u>16.9</u>	<u>6.9</u>	<u>9.5</u>
37. Information about jobs of pupil's choice..... 37.	<u>43.6</u>	<u>29.8</u>	<u>13.9</u>	<u>12.7</u>
38. Appreciation of the value of money..... 38.	<u>40.8</u>	<u>33.6</u>	<u>13.1</u>	<u>12.5</u>
39. Good sportsmanship..... 39.	<u>69.3</u>	<u>13.3</u>	<u>6.9</u>	<u>10.5</u>
40. Good citizenship..... 40.	<u>72.0</u>	<u>11.3</u>	<u>6.1</u>	<u>10.6</u>
41. Politeness and manners..... 41.	<u>52.1</u>	<u>30.0</u>	<u>7.7</u>	<u>10.2</u>
42. Discipline..... 42.	<u>55.4</u>	<u>26.1</u>	<u>7.4</u>	<u>11.1</u>
43. Worthy use of leisure time..... 43.	<u>41.5</u>	<u>33.1</u>	<u>13.9</u>	<u>11.5</u>
44. Respect for parents and other elders..... 44.	<u>54.1</u>	<u>24.3</u>	<u>10.3</u>	<u>11.3</u>
45. Respect for the rights of minority groups... 45.	<u>52.6</u>	<u>21.0</u>	<u>13.1</u>	<u>13.3</u>
46. Honesty..... 46.	<u>68.2</u>	<u>12.6</u>	<u>7.4</u>	<u>11.8</u>
47. Importance of health and physical fitness... 47.	<u>69.2</u>	<u>10.2</u>	<u>8.7</u>	<u>11.9</u>
48. Ability to think rationally..... 48.	<u>56.4</u>	<u>16.4</u>	<u>14.8</u>	<u>12.4</u>
49. Preparation for family responsibilities..... 49.	<u>43.3</u>	<u>25.6</u>	<u>17.9</u>	<u>13.2</u>
50. Understanding of methods of science..... 50.	<u>55.2</u>	<u>12.3</u>	<u>18.6</u>	<u>13.9</u>
51. Intelligent purchase and use of goods..... 51.	<u>45.7</u>	<u>21.3</u>	<u>19.3</u>	<u>13.7</u>
52. Appreciation of finer things of life..... 52.	<u>55.9</u>	<u>17.4</u>	<u>13.7</u>	<u>13.0</u>
53. Development of saleable skills..... 53.	<u>41.8</u>	<u>24.8</u>	<u>20.0</u>	<u>13.4</u>

How many of the following items and services do you feel should be provided out of tax funds and at no direct cost to the pupil?

	Yes	No	Can't Say	No Reply
--	-----	----	-----------	----------

54. All books and supplies.....	54.	<u>45.9</u>	<u>44.3</u>	<u>4.6</u>	<u>5.2</u>
55. Free admission to all athletic contests.....	55.	<u>17.0</u>	<u>72.6</u>	<u>3.4</u>	<u>7.0</u>
56. Free admission to school plays, parties, etc.	56.	<u>20.7</u>	<u>69.5</u>	<u>3.1</u>	<u>6.7</u>
57. All athletic equipment.....	57.	<u>55.4</u>	<u>35.4</u>	<u>3.3</u>	<u>5.9</u>
58. All musical instruments.....	58.	<u>34.4</u>	<u>54.3</u>	<u>4.6</u>	<u>6.7</u>
59. Minor health services..(medical and dental examinations, etc.)..	59.	<u>67.9</u>	<u>23.3</u>	<u>2.4</u>	<u>6.4</u>
60. School lunch.....	60.	<u>22.3</u>	<u>63.8</u>	<u>5.4</u>	<u>8.5</u>
61. Do you own your own home?.....	61.	<u>74.4</u>	<u>22.0</u>	<u>0.8</u>	<u>2.8</u>

62. Who filled out this questionnaire? Please check (✓) one or more as is necessary.

<u>1.0</u>	No Reply	Father and Mother	<u>20.5</u>
<u>23.6</u>	Father	Father and Other	<u>0.3</u>
<u>46.7</u>	Mother	Mother and Other	<u>1.0</u>
<u>5.1</u>	Other	Father, Mother and Other	<u>1.8</u>

63. What is the total annual income of the immediate family? Please check (✓).

<u>6.2</u>	No Reply
<u>21.0</u>	Below \$3,000
<u>45.9</u>	\$3,000 to \$5,000
<u>26.9</u>	Above \$5,000

64. Do you have any further comments about your school or about this questionnaire? If so, please feel free to make them here:

No comments - 52.1

Comments - 47.9

65. (1). _____	67. 0-2.99 _____
(2). _____	3-40.0 _____
(3). _____	68. 0-\$3335 _____
(4). _____	\$3335.01-\$4300 _____
66. 1-2. _____	
3. _____	
4-35. _____	

WHAT DO PARENTS THINK ABOUT KANSAS HIGH SCHOOLS?*

This is a cooperative study being carried on in Kansas this school year. Your local High School, the State Department of Public Instruction, and the State Board for Vocational Education are all cooperating in it. The purpose of this study is to determine how you, as a parent, feel about the job your local High School is doing for your child. You are asked to check (✓) each of the following questions in the "Yes", "No", or "Can't say" column, according to how well you feel your local school is doing. For questions 62 and 63 you are asked to merely check (✓) the correct response or responses. On question 64 please feel free to make whatever comments you desire about your school or about this questionnaire.

Do not sign your name to this questionnaire. We are not interested in a response of a given individual, but rather in the total response of the group and all of the responses for each particular school in the study. You will notice either a number or the name of your High School at the top of this sheet. This is for purposes of identification according to school, and not according to the individual filling out the questionnaire.

We hope you will feel free to make an honest appraisal of your school. Since your response can in no way be identified as belonging to you, you may rest assured of its being kept in strict confidence. After you have completed the questionnaire, place it in the accompanying self-addressed, franked envelope and return it to this office. Thank you in advance for the help you can give us in this study.

		Percentages			
		Yes	No	Can't Say	No Reply
1.	In general, are you satisfied with the high school your child attends?.....	1. 72.4	18.9	5.1	3.6
2.	In your opinion, are the high school graduates of today as well educated as the high school graduates of twenty-five years ago?...	2. 64.2	22.4	11.0	2.4
Are you satisfied with the job the high school your child attends is doing in teaching its students what they need to know in each of the following subjects?					
3.	English.....	3. 64.2	19.7	7.1	9.0
4.	Mathematics.....	4. 65.7	16.1	8.7	9.5
5.	History.....	5. 72.4	11.0	7.9	8.7
6.	Science.....	6. 63.4	15.7	9.8	11.1
7.	Penmanship.....	7. 37.8	39.0	10.6	12.6
8.	Spelling.....	8. 37.8	40.2	9.8	12.2
9.	Reading.....	9. 54.3	25.2	7.9	12.6
10.	Do you think teachers' salaries are high enough?.....	10. 46.9	33.9	14.6	4.6
11.	Would you be in favor of raising teachers' salaries, even if it meant an increase in your school taxes?.....	11. 33.9	42.1	17.3	6.7

*Responses of 254 sets of parents whose children attended schools where the administrator had been on the same job for two years or less.

		<u>Yes</u>	<u>No</u>	<u>Can't Say</u>	<u>No Reply</u>	
12.	Have you talked with any of your child's teachers within the past twelve months about his progress in school?.....	12.	<u>57.9</u>	<u>38.6</u>	<u>0.0</u>	<u>3.5</u>
13.	Did you vote in the last school election?....	13.	<u>54.3</u>	<u>41.3</u>	<u>0.6</u>	<u>3.8</u>
14.	Do you feel welcome when you visit the high school your child attends?.....	14.	<u>71.7</u>	<u>8.7</u>	<u>13.4</u>	<u>6.2</u>
15.	Do you feel teachers in your child's school are as well trained as were the high school teachers of twenty-five years ago?.....	15.	<u>68.5</u>	<u>14.2</u>	<u>13.4</u>	<u>3.9</u>
16.	In Kansas all children are required to attend school until they complete the eighth grade or until they reach their sixteenth birthday if they are physically and mentally able to do so. Do you think this is a good requirement?.....	16.	<u>94.5</u>	<u>2.4</u>	<u>1.6</u>	<u>1.5</u>
17.	Have you attended any school event, such as basketball games, football games, plays or concerts, within the past twelve months?.....	17.	<u>84.9</u>	<u>3.5</u>	<u>0.6</u>	<u>1.0</u>
18.	Do you think the teaching methods in the high school your child attends are as good as the teaching methods used in high schools of twenty-five years ago?.....	18.	<u>63.0</u>	<u>15.7</u>	<u>16.1</u>	<u>5.2</u>
19.	Would you like to see more courses offered in your high school that would train your child in a job or trade at which he could earn his living?.....	19.	<u>86.6</u>	<u>6.3</u>	<u>4.7</u>	<u>2.4</u>
20.	Would you like to have your child given more help by the high school in choosing his life work?.....	20.	<u>72.0</u>	<u>10.2</u>	<u>14.2</u>	<u>3.6</u>
21.	Is the high school your child attends strict enough in its discipline?.....	21.	<u>55.9</u>	<u>27.6</u>	<u>13.4</u>	<u>3.1</u>
22.	Would you like to have your child given more help by the high school in solving whatever personal, social, and educational problems he may face?.....	22.	<u>64.2</u>	<u>17.7</u>	<u>14.2</u>	<u>3.9</u>
23.	Do you feel that athletics are being over emphasized in the school your child attends?..	23.	<u>32.7</u>	<u>57.1</u>	<u>6.3</u>	<u>3.9</u>
24.	Are you satisfied with the grading system used in the high school your child attends?..	24.	<u>72.0</u>	<u>22.4</u>	<u>3.1</u>	<u>2.5</u>

	<u>Yes</u>	<u>No</u>	<u>Can't Say</u>	<u>No Reply</u>
25. Have you visited any classes in the school your child attends within the past twelve months? 25.	<u>21.7</u>	<u>74.4</u>	<u>0.8</u>	<u>3.1</u>

The best possible education cannot be provided for your child or children without your financial and moral support. In addition to the basic school subjects offered, look over the list below and check (✓) the opportunities you would want and would be willing to pay for in extra taxes, if necessary, for your child.

26. More information about, and training in jobs of pupil's choice...(Vocational Education)... 26.	<u>65.0</u>	<u>18.1</u>	<u>6.7</u>	<u>10.2</u>
27. Information about home and family living..... 27.	<u>44.1</u>	<u>38.5</u>	<u>7.5</u>	<u>9.8</u>
28. Participation in interscholastic athletics... 28.	<u>24.0</u>	<u>55.1</u>	<u>9.1</u>	<u>11.8</u>
29. Driver training..... 29.	<u>58.7</u>	<u>28.7</u>	<u>2.8</u>	<u>9.8</u>
30. Training in public speaking..... 30.	<u>62.2</u>	<u>22.4</u>	<u>5.1</u>	<u>10.3</u>
31. Participation in school clubs..... 31.	<u>31.9</u>	<u>48.0</u>	<u>8.3</u>	<u>11.8</u>
32. Training and participation in music and art.. 32.	<u>57.9</u>	<u>28.8</u>	<u>4.7</u>	<u>10.6</u>
33. Training in responsibilities and privileges of citizenship..... 33.	<u>62.2</u>	<u>20.9</u>	<u>5.9</u>	<u>11.0</u>
34. Training in use of foreign language..... 34.	<u>27.6</u>	<u>48.8</u>	<u>11.4</u>	<u>12.2</u>

Are you satisfied with the job the high school your child attends is doing in teaching its students what they need to know in each of the following areas:

35. Appreciation of the democratic way of life... 35.	<u>53.9</u>	<u>16.5</u>	<u>13.8</u>	<u>15.8</u>
36. Ability to get along with others..... 36.	<u>59.4</u>	<u>20.9</u>	<u>7.9</u>	<u>11.8</u>
37. Information about jobs of pupil's choice..... 37.	<u>35.0</u>	<u>29.5</u>	<u>17.7</u>	<u>17.8</u>
38. Appreciation of the value of money..... 38.	<u>33.5</u>	<u>37.0</u>	<u>14.2</u>	<u>15.3</u>
39. Good sportsmanship..... 39.	<u>67.7</u>	<u>13.8</u>	<u>5.5</u>	<u>13.0</u>
40. Good citizenship..... 40.	<u>65.4</u>	<u>13.5</u>	<u>6.7</u>	<u>14.6</u>
41. Politeness and manners..... 41.	<u>48.8</u>	<u>28.7</u>	<u>8.7</u>	<u>13.8</u>
42. Discipline..... 42.	<u>52.4</u>	<u>21.7</u>	<u>8.7</u>	<u>17.2</u>
43. Worthy use of leisure time..... 43.	<u>35.8</u>	<u>31.1</u>	<u>15.7</u>	<u>17.4</u>
44. Respect for parents and other elders..... 44.	<u>46.5</u>	<u>24.4</u>	<u>11.0</u>	<u>18.1</u>
45. Respect for the rights of minority groups.... 45.	<u>50.0</u>	<u>15.0</u>	<u>15.0</u>	<u>20.0</u>
46. Honesty..... 46.	<u>61.8</u>	<u>11.0</u>	<u>8.7</u>	<u>18.5</u>
47. Importance of health and physical fitness.... 47.	<u>52.1</u>	<u>12.2</u>	<u>9.8</u>	<u>18.9</u>
48. Ability to think rationally..... 48.	<u>46.1</u>	<u>18.1</u>	<u>16.1</u>	<u>19.7</u>
49. Preparation for family responsibilities..... 49.	<u>38.2</u>	<u>21.7</u>	<u>20.5</u>	<u>19.6</u>
50. Understanding of methods of science..... 50.	<u>42.5</u>	<u>16.1</u>	<u>21.3</u>	<u>20.1</u>
51. Intelligent purchase and use of goods..... 51.	<u>40.2</u>	<u>22.4</u>	<u>16.9</u>	<u>20.5</u>
52. Appreciation of finer things of life..... 52.	<u>42.5</u>	<u>21.3</u>	<u>16.9</u>	<u>19.3</u>
53. Development of saleable skills..... 53.	<u>28.7</u>	<u>25.6</u>	<u>26.4</u>	<u>19.3</u>

How many of the following items and services do you feel should be provided out of tax funds and at no direct cost to the pupil?

	<u>Yes</u>	<u>No</u>	<u>Can't Say</u>	<u>No Reply</u>
--	------------	-----------	------------------	-----------------

54. All books and supplies.....	54. <u>46.1</u>	<u>40.6</u>	<u>3.1</u>	<u>10.2</u>
55. Free admission to all athletic contests.....	55. <u>22.0</u>	<u>64.2</u>	<u>3.5</u>	<u>10.3</u>
56. Free admission to school plays, parties, etc.	56. <u>20.9</u>	<u>64.2</u>	<u>3.9</u>	<u>11.0</u>
57. All athletic equipment.....	57. <u>60.2</u>	<u>25.2</u>	<u>3.9</u>	<u>10.7</u>
58. All musical instruments.....	58. <u>39.4</u>	<u>43.3</u>	<u>7.5</u>	<u>9.8</u>
59. Minor health services..(medical and dental examinations, etc.)..	59. <u>71.3</u>	<u>15.4</u>	<u>4.3</u>	<u>9.0</u>
60. School lunch.....	60. <u>27.2</u>	<u>58.3</u>	<u>2.8</u>	<u>11.7</u>
61. Do you own your own home?.....	61. <u>72.8</u>	<u>22.0</u>	<u>0.8</u>	<u>4.4</u>

62. Who filled out this questionnaire? Please check (✓) one or more as is necessary.

<u>3.9</u> No Reply	Father and Mother	<u>21.7</u>
<u>21.3</u> Father	Father and Other	<u>0.4</u>
<u>42.9</u> Mother	Mother and Other	<u>3.5</u>
<u>5.9</u> Other	Father, Mother and Other	<u>0.4</u>

63. What is the total annual income of the immediate family? Please check (✓).

<u>7.1</u> No Reply
<u>29.1</u> Below \$3,000
<u>45.7</u> \$3,000 to \$5,000
<u>18.1</u> Above \$5,000

64. Do you have any further comments about your school or about this questionnaire? If so, please feel free to make them here:

No comments - 59.1

Comments - 40.9

65. (1). _____	67. 0-2.99 _____
(2). _____	3-40.0 _____
(3). _____	68. 0-\$3335 _____
(4). _____	\$3335.01-\$4300 _____
66. 1-2. _____	
3. _____	
4-35. _____	

WHAT DO PARENTS THINK ABOUT KANSAS HIGH SCHOOLS? *

This is a cooperative study being carried on in Kansas this school year. Your local High School, the State Department of Public Instruction, and the State Board for Vocational Education are all cooperating in it. The purpose of this study is to determine how you, as a parent, feel about the job your local High School is doing for your child. You are asked to check (✓) each of the following questions in the "Yes", "No", or "Can't say" column, according to how well you feel your local school is doing. For questions 62 and 63 you are asked to merely check (✓) the correct response or responses. On question 64 please feel free to make whatever comments you desire about your school or about this questionnaire.

Do not sign your name to this questionnaire. We are not interested in a response of a given individual, but rather in the total response of the group and all of the responses for each particular school in the study. You will notice either a number or the name of your High School at the top of this sheet. This is for purposes of identification according to school, and not according to the individual filling out the questionnaire.

We hope you will feel free to make an honest appraisal of your school. Since your response can in no way be identified as belonging to you, you may rest assured of its being kept in strict confidence. After you have completed the questionnaire, place it in the accompanying self-addressed, franked envelope and return it to this office. Thank you in advance for the help you can give us in this study.

		Percentages			
		Yes	No	Can't Say	No Reply
1.	In general, are you satisfied with the high school your child attends?.....	1. 78.0	15.1	4.0	2.9
2.	In your opinion, are the high school graduates of today as well educated as the high school graduates of twenty-five years ago?...	2. 70.0	18.2	9.1	2.7
Are you satisfied with the job the high school your child attends is doing in teaching its students what they need to know in each of the following subjects?					
3.	English.....	3. 69.5	18.9	3.0	8.6
4.	Mathematics.....	4. 70.9	17.2	3.8	8.1
5.	History.....	5. 79.1	9.2	3.0	8.7
6.	Science.....	6. 73.2	9.4	7.5	9.9
7.	Penmanship.....	7. 41.5	42.9	6.4	9.2
8.	Spelling.....	8. 42.8	43.6	5.0	8.8
9.	Reading.....	9. 61.4	22.9	6.1	9.6
10.	Do you think teachers' salaries are high enough?.....	10. 40.9	38.6	16.9	5.6
11.	Would you be in favor of raising teachers' salaries, even if it meant an increase in your school taxes?.....	11. 39.3	38.4	15.6	6.7

*Responses of 704 sets of parents whose children attended schools where average teacher salary was above median of averages for the sample.

		<u>Yes</u>	<u>No</u>	<u>Can't Say</u>	<u>No Reply</u>	
12.	Have you talked with any of your child's teachers within the past twelve months about his progress in school?.....	12.	<u>62.6</u>	<u>34.9</u>	<u>0.3</u>	<u>2.2</u>
13.	Did you vote in the last school election?....	13.	<u>62.2</u>	<u>32.2</u>	<u>1.0</u>	<u>4.6</u>
14.	Do you feel welcome when you visit the high school your child attends?.....	14.	<u>79.1</u>	<u>7.1</u>	<u>10.2</u>	<u>3.6</u>
15.	Do you feel teachers in your child's school are as well trained as were the high school teachers of twenty-five years ago?.....	15.	<u>75.7</u>	<u>10.4</u>	<u>11.6</u>	<u>2.3</u>
16.	In Kansas all children are required to attend school until they complete the eighth grade or until they reach their sixteenth birthday if they are physically and mentally able to do so. Do you think this is a good requirement?.....	16.	<u>97.2</u>	<u>1.6</u>	<u>0.1</u>	<u>1.1</u>
17.	Have you attended any school event, such as basketball games, football games, plays or concerts, within the past twelve months?.....	17.	<u>91.5</u>	<u>7.2</u>	<u>0.1</u>	<u>1.2</u>
18.	Do you think the teaching methods in the high school your child attends are as good as the teaching methods used in high schools of twenty-five years ago?.....	18.	<u>68.6</u>	<u>13.9</u>	<u>15.2</u>	<u>2.3</u>
19.	Would you like to see more courses offered in your high school that would train your child in a job or trade at which he could earn his living?.....	19.	<u>74.7</u>	<u>14.3</u>	<u>8.0</u>	<u>3.0</u>
20.	Would you like to have your child given more help by the high school in choosing his life work?.....	20.	<u>67.6</u>	<u>18.0</u>	<u>11.8</u>	<u>2.6</u>
21.	Is the high school your child attends strict enough in its discipline?.....	21.	<u>56.3</u>	<u>27.4</u>	<u>13.9</u>	<u>2.4</u>
22.	Would you like to have your child given more help by the high school in solving whatever personal, social, and educational problems he may face?.....	22.	<u>61.1</u>	<u>21.7</u>	<u>13.4</u>	<u>3.8</u>
23.	Do you feel that athletics are being over emphasized in the school your child attends?..	23.	<u>36.1</u>	<u>53.7</u>	<u>8.4</u>	<u>1.8</u>
24.	Are you satisfied with the grading system used in the high school your child attends?..	24.	<u>75.4</u>	<u>16.3</u>	<u>6.1</u>	<u>2.2</u>

	<u>Yes</u>	<u>No</u>	<u>Can't Say</u>	<u>No Reply</u>
25. Have you visited any classes in the school your child attends within the past twelve months? 25.	<u>24.6</u>	<u>72.3</u>	<u>0.3</u>	<u>2.8</u>

The best possible education cannot be provided for your child or children without your financial and moral support. In addition to the basic school subjects offered, look over the list below and check (✓) the opportunities you would want and would be willing to pay for in extra taxes, if necessary, for your child.

26. More information about, and training in jobs of pupil's choice...(Vocational Education)... 26.	<u>67.8</u>	<u>19.9</u>	<u>5.1</u>	<u>7.2</u>
27. Information about home and family living..... 27.	<u>49.6</u>	<u>35.9</u>	<u>5.1</u>	<u>9.4</u>
28. Participation in interscholastic athletics... 28.	<u>23.4</u>	<u>58.2</u>	<u>8.7</u>	<u>9.7</u>
29. Driver training..... 29.	<u>64.2</u>	<u>24.6</u>	<u>2.8</u>	<u>8.4</u>
30. Training in public speaking..... 30.	<u>62.1</u>	<u>24.3</u>	<u>4.7</u>	<u>8.9</u>
31. Participation in school clubs..... 31.	<u>27.7</u>	<u>53.8</u>	<u>8.2</u>	<u>10.3</u>
32. Training and participation in music and art.. 32.	<u>53.7</u>	<u>31.0</u>	<u>6.1</u>	<u>9.2</u>
33. Training in responsibilities and privileges of citizenship..... 33.	<u>69.0</u>	<u>16.9</u>	<u>4.8</u>	<u>9.3</u>
34. Training in use of foreign language..... 34.	<u>33.1</u>	<u>46.3</u>	<u>10.9</u>	<u>9.7</u>

Are you satisfied with the job the high school your child attends is doing in teaching its students what they need to know in each of the following areas:

35. Appreciation of the democratic way of life... 35.	<u>63.9</u>	<u>14.5</u>	<u>9.8</u>	<u>11.8</u>
36. Ability to get along with others..... 36.	<u>66.6</u>	<u>17.3</u>	<u>5.8</u>	<u>10.2</u>
37. Information about jobs of pupil's choice..... 37.	<u>42.6</u>	<u>29.5</u>	<u>14.1</u>	<u>13.8</u>
38. Appreciation of the value of money..... 38.	<u>38.5</u>	<u>35.5</u>	<u>12.8</u>	<u>13.2</u>
39. Good sportsmanship..... 39.	<u>68.9</u>	<u>13.6</u>	<u>6.3</u>	<u>11.2</u>
40. Good citizenship..... 40.	<u>70.0</u>	<u>12.4</u>	<u>6.0</u>	<u>11.6</u>
41. Politeness and manners..... 41.	<u>50.4</u>	<u>31.2</u>	<u>7.2</u>	<u>11.2</u>
42. Discipline..... 42.	<u>54.1</u>	<u>26.0</u>	<u>7.4</u>	<u>12.5</u>
43. Worthy use of leisure time..... 43.	<u>40.5</u>	<u>32.2</u>	<u>14.8</u>	<u>12.5</u>
44. Respect for parents and other elders..... 44.	<u>52.8</u>	<u>24.7</u>	<u>10.1</u>	<u>12.4</u>
45. Respect for the rights of minority groups.... 45.	<u>52.1</u>	<u>19.2</u>	<u>14.1</u>	<u>14.6</u>
46. Honesty..... 46.	<u>67.2</u>	<u>13.2</u>	<u>6.7</u>	<u>12.9</u>
47. Importance of health and physical fitness.... 47.	<u>67.8</u>	<u>10.4</u>	<u>8.5</u>	<u>13.3</u>
48. Ability to think rationally..... 48.	<u>55.4</u>	<u>18.9</u>	<u>13.8</u>	<u>13.9</u>
49. Preparation for family responsibilities..... 49.	<u>42.2</u>	<u>24.6</u>	<u>18.7</u>	<u>14.5</u>
50. Understanding of methods of science..... 50.	<u>53.1</u>	<u>12.8</u>	<u>19.0</u>	<u>15.1</u>
51. Intelligent purchase and use of goods..... 51.	<u>45.0</u>	<u>22.4</u>	<u>17.6</u>	<u>15.0</u>
52. Appreciation of finer things of life..... 52.	<u>54.8</u>	<u>17.8</u>	<u>12.9</u>	<u>14.5</u>
53. Development of saleable skills..... 53.	<u>39.8</u>	<u>24.0</u>	<u>22.3</u>	<u>13.9</u>

How many of the following items and services do you feel should be provided out of tax funds and at no direct cost to the pupil?

	Yes	No	Can't Say	No Reply
--	-----	----	-----------	----------

54. All books and supplies.....	54.	<u>45.2</u>	<u>44.5</u>	<u>4.4</u>	<u>5.9</u>
55. Free admission to all athletic contests.....	55.	<u>18.7</u>	<u>70.0</u>	<u>3.6</u>	<u>7.7</u>
56. Free admission to school plays, parties, etc.	56.	<u>20.5</u>	<u>69.0</u>	<u>2.8</u>	<u>7.7</u>
57. All athletic equipment.....	57.	<u>55.7</u>	<u>34.5</u>	<u>3.1</u>	<u>6.7</u>
58. All musical instruments.....	58.	<u>34.9</u>	<u>52.7</u>	<u>4.8</u>	<u>7.6</u>
59. Minor health services..(medical and dental examinations, etc.)..	59.	<u>69.2</u>	<u>21.4</u>	<u>2.7</u>	<u>6.7</u>
60. School lunch.....	60.	<u>23.9</u>	<u>61.9</u>	<u>5.1</u>	<u>9.1</u>
61. Do you own your own home?.....	61.	<u>75.4</u>	<u>21.2</u>	<u>0.9</u>	<u>2.5</u>

62. Who filled out this questionnaire? Please check (✓) one or more as is necessary.

<u>1.3</u>	No Reply	Father and Mother	<u>21.9</u>
<u>23.4</u>	Father	Father and Other	<u>0.3</u>
<u>44.9</u>	Mother	Mother and Other	<u>1.4</u>
<u>5.0</u>	Other	Father, Mother and Other	<u>1.8</u>

63. What is the total annual income of the immediate family? Please check (✓).

<u>6.0</u>	No Reply
<u>21.6</u>	Below \$3,000
<u>45.7</u>	\$3,000 to \$5,000
<u>26.7</u>	Above \$5,000

64. Do you have any further comments about your school or about this questionnaire? If so, please feel free to make them here:

No comments - 52.0

Comments - 48.0

65. (1). _____	67. 0-2.99 _____
(2). _____	3-40.0 _____
(3). _____	68. 0-\$3335 _____
(4). _____	\$3335.01-\$4300 _____
66. 1-2. _____	
3. _____	
4-35. _____	

WHAT DO PARENTS THINK ABOUT KANSAS HIGH SCHOOLS? *

This is a cooperative study being carried on in Kansas this school year. Your local High School, the State Department of Public Instruction, and the State Board for Vocational Education are all cooperating in it. The purpose of this study is to determine how you, as a parent, feel about the job your local High School is doing for your child. You are asked to check (✓) each of the following questions in the "Yes", "No", or "Can't say" column, according to how well you feel your local school is doing. For questions 62 and 63 you are asked to merely check (✓) the correct response or responses. On question 64 please feel free to make whatever comments you desire about your school or about this questionnaire.

Do not sign your name to this questionnaire. We are not interested in a response of a given individual, but rather in the total response of the group and all of the responses for each particular school in the study. You will notice either a number or the name of your High School at the top of this sheet. This is for purposes of identification according to school, and not according to the individual filling out the questionnaire.

We hope you will feel free to make an honest appraisal of your school. Since your response can in no way be identified as belonging to you, you may rest assured of its being kept in strict confidence. After you have completed the questionnaire, place it in the accompanying self-addressed, franked envelope and return it to this office. Thank you in advance for the help you can give us in this study.

		<u>Percentages</u>			
		<u>Yes</u>	<u>No</u>	<u>Can't Say</u>	<u>No Reply</u>
1.	In general, are you satisfied with the high school your child attends?.....	1. <u>75.3</u>	<u>19.0</u>	<u>3.7</u>	<u>2.0</u>
2.	In your opinion, are the high school graduates of today as well educated as the high school graduates of twenty-five years ago?...	2. <u>66.1</u>	<u>21.7</u>	<u>10.8</u>	<u>1.4</u>
Are you satisfied with the job the high school your child attends is doing in teaching its students what they need to know in each of the following subjects?					
3.	English.....	3. <u>70.5</u>	<u>13.2</u>	<u>7.5</u>	<u>8.8</u>
4.	Mathematics.....	4. <u>67.5</u>	<u>14.9</u>	<u>8.1</u>	<u>9.5</u>
5.	History.....	5. <u>72.5</u>	<u>10.2</u>	<u>8.1</u>	<u>9.2</u>
6.	Science.....	6. <u>65.8</u>	<u>12.2</u>	<u>10.2</u>	<u>11.8</u>
7.	Penmanship.....	7. <u>38.6</u>	<u>36.9</u>	<u>11.8</u>	<u>12.7</u>
8.	Spelling.....	8. <u>40.0</u>	<u>38.3</u>	<u>10.5</u>	<u>11.2</u>
9.	Reading.....	9. <u>53.6</u>	<u>24.4</u>	<u>10.5</u>	<u>11.5</u>
10.	Do you think teachers' salaries are high enough?.....	10. <u>48.8</u>	<u>33.2</u>	<u>12.2</u>	<u>5.8</u>
11.	Would you be in favor of raising teachers' salaries, even if it meant an increase in your school taxes?.....	11. <u>35.9</u>	<u>45.8</u>	<u>13.2</u>	<u>5.1</u>

*Responses of 295 sets of parents whose children attended schools where average teacher salary was below median of averages for the sample.

		<u>Yes</u>	<u>No</u>	<u>Can't Say</u>	<u>No Reply</u>	
12.	Have you talked with any of your child's teachers within the past twelve months about his progress in school?.....	12.	<u>58.6</u>	<u>39.7</u>	<u>0.3</u>	<u>1.4</u>
13.	Did you vote in the last school election?....	13.	<u>54.2</u>	<u>41.7</u>	<u>0.3</u>	<u>3.7</u>
14.	Do you feel welcome when you visit the high school your child attends?.....	14.	<u>72.9</u>	<u>9.8</u>	<u>12.2</u>	<u>5.1</u>
15.	Do you feel teachers in your child's school are as well trained as were the high school teachers of twenty-five years ago?.....	15.	<u>73.6</u>	<u>11.5</u>	<u>11.9</u>	<u>3.0</u>
16.	In Kansas all children are required to attend school until they complete the eighth grade or until they reach their sixteenth birthday if they are physically and mentally able to do so. Do you think this is a good requirement?.....	16.	<u>94.2</u>	<u>2.7</u>	<u>1.7</u>	<u>1.4</u>
17.	Have you attended any school event, such as basketball games, football games, plays or concerts, within the past twelve months?.....	17.	<u>91.9</u>	<u>6.8</u>	<u>0.3</u>	<u>1.0</u>
18.	Do you think the teaching methods in the high school your child attends are as good as the teaching methods used in high schools of twenty-five years ago?.....	18.	<u>65.1</u>	<u>14.9</u>	<u>16.9</u>	<u>3.1</u>
19.	Would you like to see more courses offered in your high school that would train your child in a job or trade at which he could earn his living?.....	19.	<u>87.7</u>	<u>6.8</u>	<u>3.4</u>	<u>2.1</u>
20.	Would you like to have your child given more help by the high school in choosing his life work?.....	20.	<u>74.2</u>	<u>12.5</u>	<u>10.2</u>	<u>3.1</u>
21.	Is the high school your child attends strict enough in its discipline?.....	21.	<u>57.2</u>	<u>28.8</u>	<u>11.5</u>	<u>2.5</u>
22.	Would you like to have your child given more help by the high school in solving whatever personal, social, and educational problems he may face?.....	22.	<u>60.3</u>	<u>20.0</u>	<u>15.6</u>	<u>4.1</u>
23.	Do you feel that athletics are being over emphasized in the school your child attends?..	23.	<u>29.5</u>	<u>63.1</u>	<u>4.4</u>	<u>3.0</u>
24.	Are you satisfied with the grading system used in the high school your child attends?..	24.	<u>72.5</u>	<u>22.0</u>	<u>3.4</u>	<u>2.1</u>

	<u>Yes</u>	<u>No</u>	<u>Can't Say</u>	<u>No Reply</u>
25. Have you visited any classes in the school your child attends within the past twelve months? 25.	<u>25.8</u>	<u>71.5</u>	<u>1.4</u>	<u>1.3</u>

The best possible education cannot be provided for your child or children without your financial and moral support. In addition to the basic school subjects offered, look over the list below and check (✓) the opportunities you would want and would be willing to pay for in extra taxes, if necessary, for your child.

26. More information about, and training in jobs of pupil's choice...(Vocational Education)...	26.	<u>64.7</u>	<u>18.0</u>	<u>8.8</u>	<u>10.5</u>
27. Information about home and family living.....	27.	<u>43.1</u>	<u>38.0</u>	<u>9.2</u>	<u>9.7</u>
28. Participation in interscholastic athletics...	28.	<u>26.1</u>	<u>51.2</u>	<u>11.2</u>	<u>11.5</u>
29. Driver training.....	29.	<u>62.4</u>	<u>23.1</u>	<u>4.1</u>	<u>10.4</u>
30. Training in public speaking.....	30.	<u>64.1</u>	<u>22.0</u>	<u>4.1</u>	<u>9.8</u>
31. Participation in school clubs.....	31.	<u>32.2</u>	<u>47.1</u>	<u>9.5</u>	<u>11.2</u>
32. Training and participation in music and art..	32.	<u>58.3</u>	<u>27.5</u>	<u>3.7</u>	<u>10.5</u>
33. Training in responsibilities and privileges of citizenship.....	33.	<u>62.7</u>	<u>21.4</u>	<u>5.1</u>	<u>10.8</u>
34. Training in use of foreign language.....	34.	<u>29.2</u>	<u>49.8</u>	<u>9.2</u>	<u>11.8</u>

Are you satisfied with the job the high school your child attends is doing in teaching its students what they need to know in each of the following areas:

35. Appreciation of the democratic way of life...	35.	<u>53.9</u>	<u>18.0</u>	<u>13.9</u>	<u>14.2</u>
36. Ability to get along with others.....	36.	<u>63.1</u>	<u>18.3</u>	<u>9.2</u>	<u>9.4</u>
37. Information about jobs of pupil's choice.....	37.	<u>37.3</u>	<u>32.9</u>	<u>16.9</u>	<u>12.9</u>
38. Appreciation of the value of money.....	38.	<u>40.0</u>	<u>33.6</u>	<u>14.2</u>	<u>12.2</u>
39. Good sportsmanship.....	39.	<u>70.8</u>	<u>12.9</u>	<u>6.4</u>	<u>9.9</u>
40. Good citizenship.....	40.	<u>71.5</u>	<u>11.2</u>	<u>6.8</u>	<u>10.5</u>
41. Politeness and manners.....	41.	<u>54.9</u>	<u>25.4</u>	<u>8.1</u>	<u>11.6</u>
42. Discipline.....	42.	<u>57.3</u>	<u>21.4</u>	<u>8.1</u>	<u>13.2</u>
43. Worthy use of leisure time.....	43.	<u>40.3</u>	<u>31.9</u>	<u>12.5</u>	<u>15.3</u>
44. Respect for parents and other elders.....	44.	<u>52.2</u>	<u>22.0</u>	<u>11.2</u>	<u>14.6</u>
45. Respect for the rights of minority groups....	45.	<u>50.8</u>	<u>19.0</u>	<u>13.6</u>	<u>16.6</u>
46. Honesty.....	46.	<u>65.4</u>	<u>9.4</u>	<u>9.4</u>	<u>14.8</u>
47. Importance of health and physical fitness....	47.	<u>64.7</u>	<u>11.2</u>	<u>9.9</u>	<u>14.2</u>
48. Ability to think rationally.....	48.	<u>50.2</u>	<u>16.6</u>	<u>18.0</u>	<u>15.2</u>
49. Preparation for family responsibilities.....	49.	<u>43.7</u>	<u>21.7</u>	<u>18.0</u>	<u>16.6</u>
50. Understanding of methods of science.....	50.	<u>46.8</u>	<u>15.6</u>	<u>20.3</u>	<u>17.3</u>
51. Intelligent purchase and use of goods.....	51.	<u>42.4</u>	<u>21.7</u>	<u>19.0</u>	<u>16.9</u>
52. Appreciation of finer things of life.....	52.	<u>44.4</u>	<u>20.3</u>	<u>19.0</u>	<u>16.3</u>
53. Development of saleable skills.....	53.	<u>34.9</u>	<u>26.1</u>	<u>21.4</u>	<u>17.6</u>

How many of the following items and services do you feel should be provided out of tax funds and at no direct cost to the pupil?

	Yes	No	Can't Say	No Reply
--	-----	----	-----------	----------

54. All books and supplies.....	54.	<u>46.4</u>	<u>41.7</u>	<u>4.4</u>	<u>7.5</u>
55. Free admission to all athletic contests.....	55.	<u>23.1</u>	<u>66.4</u>	<u>3.4</u>	<u>7.1</u>
56. Free admission to school plays, parties, etc.	56.	<u>23.1</u>	<u>63.1</u>	<u>5.1</u>	<u>8.7</u>
57. All athletic equipment.....	57.	<u>62.0</u>	<u>25.4</u>	<u>5.7</u>	<u>6.9</u>
58. All musical instruments.....	58.	<u>42.4</u>	<u>43.1</u>	<u>7.8</u>	<u>6.7</u>
59. Minor health services..(medical and dental examinations, etc.)..	59.	<u>72.5</u>	<u>16.6</u>	<u>4.1</u>	<u>6.8</u>
60. School lunch.....	60.	<u>25.8</u>	<u>60.0</u>	<u>4.1</u>	<u>10.1</u>
61. Do you own your own home?.....	61.	<u>73.2</u>	<u>22.7</u>	<u>0.3</u>	<u>3.8</u>

62. Who filled out this questionnaire? Please check (✓) one or more as is necessary.

<u>2.6</u>	No Reply	Father and Mother	<u>20.7</u>
<u>20.7</u>	Father	Father and Other	<u>1.1</u>
<u>47.5</u>	Mother	Mother and Other	<u>2.4</u>
<u>4.7</u>	Other	Father, Mother and Other	<u>0.3</u>

63. What is the total annual income of the immediate family? Please check (✓).

<u>7.6</u>	No Reply
<u>30.5</u>	Below \$3,000
<u>43.3</u>	\$3,000 to \$5,000
<u>18.6</u>	Above \$5,000

64. Do you have any further comments about your school or about this questionnaire? If so, please feel free to make them here:

No comments - 60.0

Comments - 40.0

65. (1). _____	67. 0-2.99 _____
(2). _____	3-40.0 _____
(3). _____	68. 0-\$3335 _____
(4). _____	\$3335.01-\$4300 _____
66. 1-2. _____	
3. _____	
4-35. _____	

WHAT DO PARENTS THINK ABOUT KANSAS HIGH SCHOOLS? *

This is a cooperative study being carried on in Kansas this school year. Your local High School, the State Department of Public Instruction, and the State Board for Vocational Education are all cooperating in it. The purpose of this study is to determine how you, as a parent, feel about the job your local High School is doing for your child. You are asked to check (✓) each of the following questions in the "Yes", "No", or "Can't say" column, according to how well you feel your local school is doing. For questions 62 and 63 you are asked to merely check (✓) the correct response or responses. On question 64 please feel free to make whatever comments you desire about your school or about this questionnaire.

Do not sign your name to this questionnaire. We are not interested in a response of a given individual, but rather in the total response of the group and all of the responses for each particular school in the study. You will notice either a number or the name of your High School at the top of this sheet. This is for purposes of identification according to school, and not according to the individual filling out the questionnaire.

We hope you will feel free to make an honest appraisal of your school. Since your response can in no way be identified as belonging to you, you may rest assured of its being kept in strict confidence. After you have completed the questionnaire, place it in the accompanying self-addressed, franked envelope and return it to this office. Thank you in advance for the help you can give us in this study.

		<u>Percentages</u>			
		<u>Yes</u>	<u>No</u>	<u>Can't Say</u>	<u>No Reply</u>
1. In general, are you satisfied with the high school your child attends?.....	1.	<u>78.2</u>	<u>15.7</u>	<u>3.5</u>	<u>2.6</u>
2. In your opinion, are the high school graduates of today as well educated as the high school graduates of twenty-five years ago?...	2.	<u>71.1</u>	<u>17.9</u>	<u>8.6</u>	<u>2.4</u>
Are you satisfied with the job the high school your child attends is doing in teaching its students what they need to know in each of the following subjects?					
3. English.....	3.	<u>70.8</u>	<u>17.3</u>	<u>3.2</u>	<u>8.7</u>
4. Mathematics.....	4.	<u>71.8</u>	<u>15.1</u>	<u>4.1</u>	<u>9.0</u>
5. History.....	5.	<u>78.7</u>	<u>8.6</u>	<u>3.3</u>	<u>9.4</u>
6. Science.....	6.	<u>73.4</u>	<u>9.1</u>	<u>7.0</u>	<u>10.5</u>
7. Penmanship.....	7.	<u>41.8</u>	<u>40.8</u>	<u>7.1</u>	<u>10.3</u>
8. Spelling.....	8.	<u>43.6</u>	<u>41.8</u>	<u>5.5</u>	<u>9.1</u>
9. Reading.....	9.	<u>59.6</u>	<u>23.2</u>	<u>7.1</u>	<u>10.1</u>
10. Do you think teachers' salaries are high enough?.....	10.	<u>40.0</u>	<u>38.8</u>	<u>15.5</u>	<u>5.7</u>
11. Would you be in favor of raising teachers' salaries, even if it meant an increase in your school taxes?.....	11.	<u>41.4</u>	<u>37.9</u>	<u>14.6</u>	<u>6.1</u>

*Responses of 747 sets of parents whose children attended schools where average teacher tenure was three years or more.

		<u>Yes</u>	<u>No</u>	<u>Can't</u> <u>Say</u>	<u>No</u> <u>Reply</u>	
12.	Have you talked with any of your child's teachers within the past twelve months about his progress in school?.....	12.	<u>62.1</u>	<u>35.6</u>	<u>0.4</u>	<u>1.9</u>
13.	Did you vote in the last school election?....	13.	<u>63.6</u>	<u>31.2</u>	<u>0.8</u>	<u>4.4</u>
14.	Do you feel welcome when you visit the high school your child attends?.....	14.	<u>78.2</u>	<u>8.2</u>	<u>9.9</u>	<u>3.7</u>
15.	Do you feel teachers in your child's school are as well trained as were the high school teachers of twenty-five years ago?.....	15.	<u>77.5</u>	<u>9.1</u>	<u>10.7</u>	<u>2.7</u>
16.	In Kansas all children are required to attend school until they complete the eighth grade or until they reach their sixteenth birthday if they are physically and mentally able to do so. Do you think this is a good requirement?.....	16.	<u>88.9</u>	<u>1.7</u>	<u>0.1</u>	<u>1.3</u>
17.	Have you attended any school event, such as basketball games, football games, plays or concerts, within the past twelve months?.....	17.	<u>90.4</u>	<u>8.3</u>	<u>0.3</u>	<u>1.0</u>
18.	Do you think the teaching methods in the high school your child attends are as good as the teaching methods used in high schools of twenty-five years ago?.....	18.	<u>68.7</u>	<u>14.3</u>	<u>14.7</u>	<u>2.3</u>
19.	Would you like to see more courses offered in your high school that would train your child in a job or trade at which he could earn his living?.....	19.	<u>75.8</u>	<u>14.1</u>	<u>7.5</u>	<u>2.6</u>
20.	Would you like to have your child given more help by the high school in choosing his life work?.....	20.	<u>69.5</u>	<u>17.5</u>	<u>10.3</u>	<u>2.7</u>
21.	Is the high school your child attends strict enough in its discipline?.....	21.	<u>56.1</u>	<u>28.1</u>	<u>13.3</u>	<u>2.5</u>
22.	Would you like to have your child given more help by the high school in solving whatever personal, social, and educational problems he may face?.....	22.	<u>60.8</u>	<u>21.4</u>	<u>13.9</u>	<u>3.9</u>
23.	Do you feel that athletics are being over emphasized in the school your child attends?..	23.	<u>34.1</u>	<u>56.6</u>	<u>7.5</u>	<u>1.8</u>
24.	Are you satisfied with the grading system used in the high school your child attends?..	24.	<u>75.1</u>	<u>17.3</u>	<u>5.6</u>	<u>2.0</u>

	<u>Yes</u>	<u>No</u>	<u>Can't Say</u>	<u>No Reply</u>
25. Have you visited any classes in the school your child attends within the past twelve months? 25.	<u>26.2</u>	<u>71.0</u>	<u>0.4</u>	<u>2.4</u>

The best possible education cannot be provided for your child or children without your financial and moral support. In addition to the basic school subjects offered, look over the list below and check (✓) the opportunities you would want and would be willing to pay for in extra taxes, if necessary, for your child.

26. More information about, and training in jobs of pupil's choice...(Vocational Education)... 26.	<u>67.5</u>	<u>19.3</u>	<u>5.2</u>	<u>8.0</u>
27. Information about home and family living..... 27.	<u>48.9</u>	<u>36.0</u>	<u>5.5</u>	<u>9.6</u>
28. Participation in interscholastic athletics... 28.	<u>24.5</u>	<u>56.1</u>	<u>9.0</u>	<u>10.4</u>
29. Driver training..... 29.	<u>64.8</u>	<u>23.3</u>	<u>3.1</u>	<u>8.8</u>
30. Training in public speaking..... 30.	<u>62.5</u>	<u>23.6</u>	<u>4.6</u>	<u>9.3</u>
31. Participation in school clubs..... 31.	<u>28.2</u>	<u>53.4</u>	<u>7.8</u>	<u>10.6</u>
32. Training and participation in music and art.. 32.	<u>54.8</u>	<u>30.3</u>	<u>5.2</u>	<u>9.7</u>
33. Training in responsibilities and privileges of citizenship..... 33.	<u>69.2</u>	<u>17.1</u>	<u>4.0</u>	<u>9.7</u>
34. Training in use of foreign language..... 34.	<u>82.0</u>	<u>47.4</u>	<u>10.7</u>	<u>9.9</u>

Are you satisfied with the job the high school your child attends is doing in teaching its students what they need to know in each of the following areas:

35. Appreciation of the democratic way of life... 35.	<u>63.2</u>	<u>14.6</u>	<u>9.5</u>	<u>12.7</u>
36. Ability to get along with others..... 36.	<u>66.1</u>	<u>17.7</u>	<u>5.9</u>	<u>10.3</u>
37. Information about jobs of pupil's choice..... 37.	<u>42.7</u>	<u>30.0</u>	<u>13.8</u>	<u>13.5</u>
38. Appreciation of the value of money..... 38.	<u>39.2</u>	<u>33.6</u>	<u>13.5</u>	<u>13.7</u>
39. Good sportsmanship..... 39.	<u>69.2</u>	<u>13.3</u>	<u>6.4</u>	<u>11.1</u>
40. Good citizenship..... 40.	<u>71.2</u>	<u>11.6</u>	<u>5.6</u>	<u>11.6</u>
41. Politeness and manners..... 41.	<u>51.3</u>	<u>29.7</u>	<u>8.0</u>	<u>11.0</u>
42. Discipline..... 42.	<u>54.4</u>	<u>25.4</u>	<u>8.0</u>	<u>12.2</u>
43. Worthy use of leisure time..... 43.	<u>40.7</u>	<u>32.3</u>	<u>14.1</u>	<u>12.9</u>
44. Respect for parents and other elders..... 44.	<u>52.6</u>	<u>24.9</u>	<u>10.2</u>	<u>12.3</u>
45. Respect for the rights of minority groups.... 45.	<u>54.9</u>	<u>21.2</u>	<u>13.8</u>	<u>10.1</u>
46. Honesty..... 46.	<u>67.1</u>	<u>13.0</u>	<u>7.0</u>	<u>12.9</u>
47. Importance of health and physical fitness.... 47.	<u>67.9</u>	<u>9.6</u>	<u>9.1</u>	<u>13.4</u>
48. Ability to think rationally..... 48.	<u>54.9</u>	<u>16.1</u>	<u>14.7</u>	<u>14.3</u>
49. Preparation for family responsibilities..... 49.	<u>42.8</u>	<u>24.2</u>	<u>17.7</u>	<u>15.3</u>
50. Understanding of methods of science..... 50.	<u>52.5</u>	<u>13.1</u>	<u>18.6</u>	<u>15.8</u>
51. Intelligent purchase and use of goods..... 51.	<u>43.9</u>	<u>23.2</u>	<u>17.4</u>	<u>15.5</u>
52. Appreciation of finer things of life..... 52.	<u>53.9</u>	<u>17.4</u>	<u>13.4</u>	<u>15.3</u>
53. Development of saleable skills..... 53.	<u>40.8</u>	<u>23.6</u>	<u>20.3</u>	<u>15.3</u>

How many of the following items and services do you feel should be provided out of tax funds and at no direct cost to the pupil?

	Yes	No	Can't Say	No Reply
--	-----	----	-----------	----------

54. All books and supplies.....	54.	<u>45.0</u>	<u>44.7</u>	<u>4.4</u>	<u>5.9</u>
55. Free admission to all athletic contests.....	55.	<u>19.0</u>	<u>70.3</u>	<u>3.2</u>	<u>7.5</u>
56. Free admission to school plays, parties, etc.	56.	<u>22.8</u>	<u>67.2</u>	<u>2.7</u>	<u>7.3</u>
57. All athletic equipment.....	57.	<u>55.8</u>	<u>33.9</u>	<u>4.1</u>	<u>6.2</u>
58. All musical instruments.....	58.	<u>35.6</u>	<u>51.9</u>	<u>5.5</u>	<u>7.0</u>
59. Minor health services..(medical and dental examinations, etc.)..	59.	<u>69.3</u>	<u>21.6</u>	<u>2.8</u>	<u>6.3</u>
60. School lunch.....	60.	<u>22.9</u>	<u>62.7</u>	<u>5.2</u>	<u>9.2</u>
61. Do you own your own home?.....	61.	<u>76.6</u>	<u>20.3</u>	<u>0.7</u>	<u>2.4</u>

62. Who filled out this questionnaire? Please check (✓) one or more as is necessary.

<u>1.4</u>	No Reply	Father and Mother	<u>21.2</u>
<u>25.0</u>	Father	Father and Other	<u>0.4</u>
<u>46.6</u>	Mother	Mother and Other	<u>1.5</u>
<u>4.4</u>	Other	Father, Mother and Other	<u>1.5</u>

63. What is the total annual income of the immediate family? Please check (✓).

<u>7.0</u>	No Reply
<u>22.8</u>	Below \$3,000
<u>44.8</u>	\$3,000 to \$5,000
<u>25.4</u>	Above \$5,000

64. Do you have any further comments about your school or about this questionnaire? If so, please feel free to make them here:

No comments - 52.2

Comments - 47.8

65. (1). _____	67. 0-2.99 _____
(2). _____	3-40.0 _____
(3). _____	68. 0-\$3335 _____
(4). _____	\$3335.01-\$4300 _____
66. 1-2. _____	
3. _____	
4-35. _____	

WHAT DO PARENTS THINK ABOUT KANSAS HIGH SCHOOLS? *

This is a cooperative study being carried on in Kansas this school year. Your local High School, the State Department of Public Instruction, and the State Board for Vocational Education are all cooperating in it. The purpose of this study is to determine how you, as a parent, feel about the job your local High School is doing for your child. You are asked to check (✓) each of the following questions in the "Yes", "No", or "Can't say" column, according to how well you feel your local school is doing. For questions 62 and 63 you are asked to merely check (✓) the correct response or responses. On question 64 please feel free to make whatever comments you desire about your school or about this questionnaire.

Do not sign your name to this questionnaire. We are not interested in a response of a given individual, but rather in the total response of the group and all of the responses for each particular school in the study. You will notice either a number or the name of your High School at the top of this sheet. This is for purposes of identification according to school, and not according to the individual filling out the questionnaire.

We hope you will feel free to make an honest appraisal of your school. Since your response can in no way be identified as belonging to you, you may rest assured of its being kept in strict confidence. After you have completed the questionnaire, place it in the accompanying self-addressed, franked envelope and return it to this office. Thank you in advance for the help you can give us in this study.

		Percentages			
		Yes	No	Can't Say	No Reply
1.	In general, are you satisfied with the high school your child attends?.....	1. <u>74.2</u>	<u>17.9</u>	<u>5.2</u>	<u>2.7</u>
2.	In your opinion, are the high school graduates of today as well educated as the high school graduates of twenty-five years ago?...	2. <u>61.9</u>	<u>23.0</u>	<u>12.7</u>	<u>2.4</u>
Are you satisfied with the job the high school your child attends is doing in teaching its students what they need to know in each of the following subjects?					
3.	English.....	3. <u>66.7</u>	<u>17.1</u>	<u>7.5</u>	<u>8.7</u>
4.	Mathematics.....	4. <u>64.3</u>	<u>20.6</u>	<u>7.9</u>	<u>7.2</u>
5.	History.....	5. <u>72.6</u>	<u>12.3</u>	<u>7.9</u>	<u>7.2</u>
6.	Science.....	6. <u>63.9</u>	<u>13.5</u>	<u>12.3</u>	<u>10.3</u>
7.	Penmanship.....	7. <u>57.3</u>	<u>42.1</u>	<u>10.7</u>	<u>9.9</u>
8.	Spelling.....	8. <u>36.5</u>	<u>42.9</u>	<u>9.9</u>	<u>10.7</u>
9.	Reading.....	9. <u>57.6</u>	<u>23.8</u>	<u>8.3</u>	<u>10.3</u>
10.	Do you think teachers' salaries are high enough?.....	10. <u>52.8</u>	<u>26.2</u>	<u>15.5</u>	<u>5.5</u>
11.	Would you be in favor of raising teachers' salaries, even if it meant an increase in your school taxes?.....	11. <u>29.4</u>	<u>48.4</u>	<u>15.9</u>	<u>6.3</u>

*Responses of 252 sets of parents whose children attended schools where average teacher tenure was less than three years.

		<u>Yes</u>	<u>No</u>	<u>Can't Say</u>	<u>No Reply</u>
12.	Have you talked with any of your child's teachers within the past twelve months about his progress in school?..... 12.	<u>59.5</u>	<u>38.5</u>	<u>0.0</u>	<u>2.0</u>
13.	Did you vote in the last school election?.... 13.	<u>48.8</u>	<u>46.4</u>	<u>0.8</u>	<u>4.0</u>
14.	Do you feel welcome when you visit the high school your child attends?..... 14.	<u>74.6</u>	<u>7.1</u>	<u>13.5</u>	<u>4.8</u>
15.	Do you feel teachers in your child's school are as well trained as were the high school teachers of twenty-five years ago?..... 15.	<u>67.9</u>	<u>15.5</u>	<u>14.7</u>	<u>1.9</u>
16.	In Kansas all children are required to attend school until they complete the eighth grade or until they reach their sixteenth birthday if they are physically and mentally able to do so. Do you think this is a good requirement?..... 16.	<u>84.4</u>	<u>2.4</u>	<u>2.0</u>	<u>1.2</u>
17.	Have you attended any school event, such as basketball games, football games, plays or concerts, within the past twelve months?..... 17.	<u>95.2</u>	<u>3.6</u>	<u>0.0</u>	<u>1.2</u>
18.	Do you think the teaching methods in the high school your child attends are as good as the teaching methods used in high schools of twenty-five years ago?..... 18.	<u>64.3</u>	<u>13.9</u>	<u>18.7</u>	<u>3.1</u>
19.	Would you like to see more courses offered in your high school that would train your child in a job or trade at which he could earn his living?..... 19.	<u>86.9</u>	<u>6.3</u>	<u>4.0</u>	<u>2.8</u>
20.	Would you like to have your child given more help by the high school in choosing his life work?..... 20.	<u>69.8</u>	<u>13.1</u>	<u>14.3</u>	<u>2.8</u>
21.	Is the high school your child attends strict enough in its discipline?..... 21.	<u>57.9</u>	<u>27.0</u>	<u>13.1</u>	<u>2.0</u>
22.	Would you like to have your child given more help by the high school in solving whatever personal, social, and educational problems he may face?..... 22.	<u>61.1</u>	<u>20.6</u>	<u>14.3</u>	<u>4.0</u>
23.	Do you feel that athletics are being over emphasized in the school your child attends?.. 23.	<u>34.1</u>	<u>55.9</u>	<u>6.3</u>	<u>3.7</u>
24.	Are you satisfied with the grading system used in the high school your child attends?.. 24.	<u>73.0</u>	<u>20.2</u>	<u>4.4</u>	<u>2.4</u>

	<u>Yes</u>	<u>No</u>	<u>Can't Say</u>	<u>No Reply</u>
25. Have you visited any classes in the school your child attends within the past twelve months?.. 25.	<u>21.0</u>	<u>75.4</u>	<u>1.2</u>	<u>2.4</u>

The best possible education cannot be provided for your child or children without your financial and moral support. In addition to the basic school subjects offered, look over the list below and check (✓) the opportunities you would want and would be willing to pay for in extra taxes, if necessary, for your child.

26. More information about, and training in jobs of pupil's choice...(Vocational Education)... 26.	<u>65.1</u>	<u>19.4</u>	<u>6.7</u>	<u>8.8</u>
27. Information about home and family living..... 27.	<u>44.0</u>	<u>38.1</u>	<u>8.7</u>	<u>9.2</u>
28. Participation in interscholastic athletics... 28.	<u>23.4</u>	<u>56.3</u>	<u>10.7</u>	<u>9.6</u>
29. Driver training..... 29.	<u>60.3</u>	<u>26.6</u>	<u>3.6</u>	<u>9.5</u>
30. Training in public speaking..... 30.	<u>63.1</u>	<u>23.8</u>	<u>4.4</u>	<u>8.7</u>
31. Participation in school clubs..... 31.	<u>31.3</u>	<u>47.2</u>	<u>11.1</u>	<u>10.4</u>
32. Training and participation in music and art.. 32.	<u>56.0</u>	<u>29.0</u>	<u>6.0</u>	<u>9.0</u>
33. Training in responsibilities and privileges of citizenship..... 33.	<u>61.1</u>	<u>21.4</u>	<u>7.5</u>	<u>10.0</u>
34. Training in use of foreign language..... 34.	<u>31.7</u>	<u>47.2</u>	<u>9.5</u>	<u>11.6</u>

Are you satisfied with the job the high school your child attends is doing in teaching its students what they need to know in each of the following areas:

35. Appreciation of the democratic way of life... 35.	<u>54.4</u>	<u>18.3</u>	<u>15.5</u>	<u>11.8</u>
36. Ability to get along with others..... 36.	<u>63.9</u>	<u>17.5</u>	<u>9.5</u>	<u>9.1</u>
37. Information about jobs of pupil's choice..... 37.	<u>36.1</u>	<u>32.1</u>	<u>18.3</u>	<u>13.5</u>
38. Appreciation of the value of money..... 38.	<u>38.1</u>	<u>38.9</u>	<u>12.3</u>	<u>10.7</u>
39. Good sportsmanship..... 39.	<u>70.2</u>	<u>13.9</u>	<u>6.0</u>	<u>9.9</u>
40. Good citizenship..... 40.	<u>68.3</u>	<u>13.1</u>	<u>7.9</u>	<u>10.7</u>
41. Politeness and manners..... 41.	<u>53.2</u>	<u>29.0</u>	<u>6.0</u>	<u>11.8</u>
42. Discipline..... 42.	<u>57.1</u>	<u>22.2</u>	<u>6.3</u>	<u>14.4</u>
43. Worthy use of leisure time..... 43.	<u>39.7</u>	<u>31.7</u>	<u>14.3</u>	<u>14.3</u>
44. Respect for parents and other elders..... 44.	<u>52.8</u>	<u>21.0</u>	<u>11.1</u>	<u>15.1</u>
45. Respect for the rights of minority groups.... 45.	<u>49.6</u>	<u>17.5</u>	<u>16.7</u>	<u>16.2</u>
46. Honesty..... 46.	<u>66.7</u>	<u>9.5</u>	<u>9.1</u>	<u>14.7</u>
47. Importance of health and physical fitness.... 47.	<u>63.9</u>	<u>13.5</u>	<u>8.3</u>	<u>14.3</u>
48. Ability to think rationally..... 48.	<u>50.8</u>	<u>19.0</u>	<u>15.9</u>	<u>14.3</u>
49. Preparation for family responsibilities..... 49.	<u>42.1</u>	<u>22.2</u>	<u>21.0</u>	<u>14.7</u>
50. Understanding of methods of science..... 50.	<u>47.6</u>	<u>15.1</u>	<u>21.8</u>	<u>15.5</u>
51. Intelligent purchase and use of goods..... 51.	<u>45.2</u>	<u>19.4</u>	<u>19.8</u>	<u>15.6</u>
52. Appreciation of finer things of life..... 52.	<u>45.2</u>	<u>21.8</u>	<u>18.7</u>	<u>14.3</u>
53. Development of saleable skills..... 53.	<u>31.0</u>	<u>27.8</u>	<u>27.0</u>	<u>14.2</u>

How many of the following items and services do you feel should be provided out of tax funds and at no direct cost to the pupil?

	Yes	No	Can't Say	No Reply
--	-----	----	-----------	----------

54. All books and supplies.....	54.	<u>47.2</u>	<u>40.5</u>	<u>4.4</u>	<u>7.9</u>
55. Free admission to all athletic contests.....	55.	<u>23.0</u>	<u>65.1</u>	<u>4.4</u>	<u>7.5</u>
56. Free admission to school plays, parties, etc.	56.	<u>16.7</u>	<u>67.5</u>	<u>6.0</u>	<u>9.8</u>
57. All athletic equipment.....	57.	<u>62.7</u>	<u>25.8</u>	<u>3.2</u>	<u>8.3</u>
58. All musical instruments.....	58.	<u>41.7</u>	<u>43.7</u>	<u>6.3</u>	<u>8.3</u>
59. Minor health services..(medical and dental examinations, etc.)..	59.	<u>72.6</u>	<u>15.5</u>	<u>4.0</u>	<u>7.9</u>
60. School lunch.....	60.	<u>29.0</u>	<u>57.5</u>	<u>3.6</u>	<u>9.9</u>
61. Do you own your own home?.....	61.	<u>69.4</u>	<u>25.4</u>	<u>0.8</u>	<u>4.4</u>

62. Who filled out this questionnaire? Please check (✓) one or more as is necessary.

<u>2.5</u>	No Reply	Father and Mother	<u>22.6</u>
<u>21.4</u>	Father	Father and Other	<u>0.8</u>
<u>42.8</u>	Mother	Mother and Other	<u>3.2</u>
<u>6.3</u>	Other	Father, Mother and Other	<u>0.4</u>

63. What is the total annual income of the immediate family? Please check (✓).

<u>4.8</u>	No Reply
<u>28.6</u>	Below \$3,000
<u>45.6</u>	\$3,000 to \$5,000
<u>21.0</u>	Above \$5,000

64. Do you have any further comments about your school or about this questionnaire? If so, please feel free to make them here:

No comments - 60.7

Comments - 39.3

65. (1). _____	67. 0-2.99 _____
(2). _____	3-40.0 _____
(3). _____	68. 0-\$3335 _____
(4). _____	\$3335.01-\$4300 _____
66. 1-2. _____	
3. _____	
4-35. _____	

WHAT DO PARENTS THINK ABOUT KANSAS HIGH SCHOOLS? *

This is a cooperative study being carried on in Kansas this school year. Your local High School, the State Department of Public Instruction, and the State Board for Vocational Education are all cooperating in it. The purpose of this study is to determine how you, as a parent, feel about the job your local High School is doing for your child. You are asked to check (✓) each of the following questions in the "Yes", "No", or "Can't say" column, according to how well you feel your local school is doing. For questions 62 and 63 you are asked to merely check (✓) the correct response or responses. On question 64 please feel free to make whatever comments you desire about your school or about this questionnaire.

Do not sign your name to this questionnaire. We are not interested in a response of a given individual, but rather in the total response of the group and all of the responses for each particular school in the study. You will notice either a number or the name of your High School at the top of this sheet. This is for purposes of identification according to school, and not according to the individual filling out the questionnaire.

We hope you will feel free to make an honest appraisal of your school. Since your response can in no way be identified as belonging to you, you may rest assured of its being kept in strict confidence. After you have completed the questionnaire, place it in the accompanying self-addressed, franked envelope and return it to this office. Thank you in advance for the help you can give us in this study.

		<u>Percentages</u>			
		<u>Yes</u>	<u>No</u>	<u>Can't Say</u>	<u>No Reply</u>
1.	In general, are you satisfied with the high school your child attends?.....	1. <u>77.0</u>	<u>17.3</u>	<u>5.3</u>	<u>2.4</u>
2.	In your opinion, are the high school graduates of today as well educated as the high school graduates of twenty-five years ago?...	2. <u>72.4</u>	<u>16.0</u>	<u>8.6</u>	<u>3.0</u>
Are you satisfied with the job the high school your child attends is doing in teaching its students what they need to know in each of the following subjects?					
3.	English.....	3. <u>68.7</u>	<u>20.6</u>	<u>4.5</u>	<u>6.2</u>
4.	Mathematics.....	4. <u>67.9</u>	<u>20.8</u>	<u>6.2</u>	<u>5.3</u>
5.	History.....	5. <u>80.7</u>	<u>7.8</u>	<u>4.9</u>	<u>6.6</u>
6.	Science.....	6. <u>74.1</u>	<u>8.6</u>	<u>9.5</u>	<u>7.8</u>
7.	Penmanship.....	7. <u>38.7</u>	<u>46.5</u>	<u>7.8</u>	<u>7.0</u>
8.	Spelling.....	8. <u>39.5</u>	<u>47.3</u>	<u>7.0</u>	<u>6.2</u>
9.	Reading.....	9. <u>55.6</u>	<u>28.0</u>	<u>8.6</u>	<u>7.8</u>
10.	Do you think teachers' salaries are high enough?.....	10. <u>37.0</u>	<u>48.1</u>	<u>12.3</u>	<u>2.6</u>
11.	Would you be in favor of raising teachers' salaries, even if it meant an increase in your school taxes?.....	11. <u>47.7</u>	<u>38.3</u>	<u>10.3</u>	<u>3.7</u>

*Responses of 243 sets of parents whose annual family income was above \$5000.

		<u>Yes</u>	<u>No</u>	<u>Can't Say</u>	<u>No Reply</u>	
12.	Have you talked with any of your child's teachers within the past twelve months about his progress in school?.....	12.	<u>69.1</u>	<u>28.8</u>	<u>0.0</u>	<u>2.1</u>
13.	Did you vote in the last school election?....	13.	<u>68.3</u>	<u>27.2</u>	<u>0.4</u>	<u>4.1</u>
14.	Do you feel welcome when you visit the high school your child attends?.....	14.	<u>78.6</u>	<u>7.4</u>	<u>10.7</u>	<u>3.3</u>
15.	Do you feel teachers in your child's school are as well trained as were the high school teachers of twenty-five years ago?.....	15.	<u>79.8</u>	<u>8.2</u>	<u>9.9</u>	<u>2.1</u>
16.	In Kansas all children are required to attend school until they complete the eighth grade or until they reach their sixteenth birthday if they are physically and mentally able to do so. Do you think this is a good requirement?.....	16.	<u>98.3</u>	<u>1.2</u>	<u>0.4</u>	<u>2.1</u>
17.	Have you attended any school event, such as basketball games, football games, plays or concerts, within the past twelve months?.....	17.	<u>95.5</u>	<u>2.9</u>	<u>0.0</u>	<u>1.6</u>
18.	Do you think the teaching methods in the high school your child attends are as good as the teaching methods used in high schools of twenty-five years ago?.....	18.	<u>69.1</u>	<u>11.5</u>	<u>16.5</u>	<u>2.9</u>
19.	Would you like to see more courses offered in your high school that would train your child in a job or trade at which he could earn his living?.....	19.	<u>73.7</u>	<u>14.8</u>	<u>7.8</u>	<u>3.7</u>
20.	Would you like to have your child given more help by the high school in choosing his life work?.....	20.	<u>66.3</u>	<u>18.9</u>	<u>11.9</u>	<u>2.9</u>
21.	Is the high school your child attends strict enough in its discipline?.....	21.	<u>60.9</u>	<u>27.2</u>	<u>9.5</u>	<u>2.4</u>
22.	Would you like to have your child given more help by the high school in solving whatever personal, social, and educational problems he may face?.....	22.	<u>59.3</u>	<u>25.5</u>	<u>11.5</u>	<u>3.7</u>
23.	Do you feel that athletics are being over emphasized in the school your child attends?..	23.	<u>39.5</u>	<u>53.5</u>	<u>4.9</u>	<u>2.1</u>
24.	Are you satisfied with the grading system used in the high school your child attends?..	24.	<u>72.4</u>	<u>17.7</u>	<u>7.0</u>	<u>2.9</u>

		<u>Yes</u>	<u>No</u>	<u>Can't Say</u>	<u>No Reply</u>
25.	Have you visited any classes in the school your child attends within the past twelve months?.	25.			
		<u>26.3</u>	<u>70.8</u>	<u>0.4</u>	<u>2.5</u>

The best possible education cannot be provided for your child or children without your financial and moral support. In addition to the basic school subjects offered, look over the list below and check (✓) the opportunities you would want and would be willing to pay for in extra taxes, if necessary, for your child.

26.	More information about, and training in jobs of pupil's choice...(Vocational Education)...	26.			
27.	Information about home and family living.....	27.			
28.	Participation in interscholastic athletics...	28.			
29.	Driver training.....	29.			
30.	Training in public speaking.....	30.			
31.	Participation in school clubs.....	31.			
32.	Training and participation in music and art..	32.			
33.	Training in responsibilities and privileges of citizenship.....	33.			
34.	Training in use of foreign language.....	34.			
		<u>68.7</u>	<u>20.6</u>	<u>3.7</u>	<u>7.0</u>
		<u>51.0</u>	<u>37.0</u>	<u>3.7</u>	<u>8.3</u>
		<u>28.8</u>	<u>57.6</u>	<u>5.3</u>	<u>8.3</u>
		<u>63.0</u>	<u>27.2</u>	<u>2.5</u>	<u>7.3</u>
		<u>67.1</u>	<u>22.2</u>	<u>3.3</u>	<u>7.4</u>
		<u>30.0</u>	<u>58.4</u>	<u>5.8</u>	<u>7.8</u>
		<u>60.0</u>	<u>27.2</u>	<u>5.3</u>	<u>7.5</u>
		<u>70.8</u>	<u>17.3</u>	<u>3.7</u>	<u>8.2</u>
		<u>32.1</u>	<u>50.6</u>	<u>8.3</u>	<u>9.0</u>

Are you satisfied with the job the high school your child attends is doing in teaching its students what they need to know in each of the following areas:

35.	Appreciation of the democratic way of life...	35.			
36.	Ability to get along with others.....	36.			
37.	Information about jobs of pupil's choice.....	37.			
38.	Appreciation of the value of money.....	38.			
39.	Good sportsmanship.....	39.			
40.	Good citizenship.....	40.			
41.	Politeness and manners.....	41.			
42.	Discipline.....	42.			
43.	Worthy use of leisure time.....	43.			
44.	Respect for parents and other elders.....	44.			
45.	Respect for the rights of minority groups....	45.			
46.	Honesty.....	46.			
47.	Importance of health and physical fitness....	47.			
48.	Ability to think rationally.....	48.			
49.	Preparation for family responsibilities.....	49.			
50.	Understanding of methods of science.....	50.			
51.	Intelligent purchase and use of goods.....	51.			
52.	Appreciation of finer things of life.....	52.			
53.	Development of saleable skills.....	53.			
		<u>62.6</u>	<u>18.1</u>	<u>9.1</u>	<u>10.2</u>
		<u>65.4</u>	<u>21.4</u>	<u>4.9</u>	<u>8.3</u>
		<u>42.4</u>	<u>32.5</u>	<u>14.0</u>	<u>11.1</u>
		<u>36.2</u>	<u>42.0</u>	<u>12.3</u>	<u>9.5</u>
		<u>70.8</u>	<u>14.0</u>	<u>7.0</u>	<u>8.2</u>
		<u>70.8</u>	<u>16.5</u>	<u>4.5</u>	<u>8.2</u>
		<u>47.3</u>	<u>37.4</u>	<u>7.4</u>	<u>7.9</u>
		<u>56.0</u>	<u>27.2</u>	<u>5.8</u>	<u>11.0</u>
		<u>37.9</u>	<u>40.3</u>	<u>10.3</u>	<u>11.5</u>
		<u>51.4</u>	<u>27.2</u>	<u>9.5</u>	<u>11.9</u>
		<u>58.0</u>	<u>16.9</u>	<u>11.5</u>	<u>13.6</u>
		<u>67.1</u>	<u>13.2</u>	<u>8.2</u>	<u>11.5</u>
		<u>68.7</u>	<u>11.9</u>	<u>8.6</u>	<u>10.8</u>
		<u>56.4</u>	<u>16.5</u>	<u>15.2</u>	<u>11.9</u>
		<u>41.2</u>	<u>29.2</u>	<u>16.9</u>	<u>12.7</u>
		<u>53.9</u>	<u>16.5</u>	<u>17.3</u>	<u>12.3</u>
		<u>39.5</u>	<u>29.6</u>	<u>18.5</u>	<u>12.4</u>
		<u>54.3</u>	<u>19.7</u>	<u>12.8</u>	<u>13.2</u>
		<u>39.5</u>	<u>28.8</u>	<u>19.3</u>	<u>12.4</u>

How many of the following items and services do you feel should be provided out of tax funds and at no direct cost to the pupil?

	Yes	No	Can't Say	No Reply
--	-----	----	-----------	----------

54. All books and supplies.....	54.	<u>35.0</u>	<u>57.6</u>	<u>3.3</u>	<u>4.1</u>
55. Free admission to all athletic contests.....	55.	<u>13.6</u>	<u>79.8</u>	<u>2.9</u>	<u>3.7</u>
56. Free admission to school plays, parties, etc.	56.	<u>17.7</u>	<u>75.3</u>	<u>3.3</u>	<u>3.7</u>
57. All athletic equipment.....	57.	<u>60.1</u>	<u>35.4</u>	<u>1.7</u>	<u>2.8</u>
58. All musical instruments.....	58.	<u>31.7</u>	<u>58.8</u>	<u>5.3</u>	<u>4.2</u>
59. Minor health services..(medical and dental examinations, etc.)..	59.	<u>67.5</u>	<u>24.3</u>	<u>3.7</u>	<u>4.5</u>
60. School lunch.....	60.	<u>25.9</u>	<u>66.3</u>	<u>2.9</u>	<u>4.9</u>
61. Do you own your own home?.....	61.	<u>83.9</u>	<u>15.2</u>	<u>0.0</u>	<u>0.9</u>

62. Who filled out this questionnaire? Please check (✓) one or more as is necessary.

<u>0.9</u>	No Reply	Father and Mother	<u>25.5</u>
<u>32.1</u>	Father	Father and Other	<u>0.0</u>
<u>37.4</u>	Mother	Mother and Other	<u>0.4</u>
<u>2.9</u>	Other	Father, Mother and Other	<u>0.8</u>

63. What is the total annual income of the immediate family? Please check (✓).

<u>0.0</u>	No Reply
<u>0.0</u>	Below \$3,000
<u>0.0</u>	\$3,000 to \$5,000
<u>100.0</u>	Above \$5,000

64. Do you have any further comments about your school or about this questionnaire? If so, please feel free to make them here:

No comments - 44.9

Comments - 55.1

65. (1). _____	67. 0-2.99 _____
(2). _____	3-40.0 _____
(3). _____	68. 0-\$3335 _____
(4). _____	\$3335.01-\$4300 _____
66. 1-2. _____	
3. _____	
4-35. _____	

WHAT DO PARENTS THINK ABOUT KANSAS HIGH SCHOOLS? *

This is a cooperative study being carried on in Kansas this school year. Your local High School, the State Department of Public Instruction, and the State Board for Vocational Education are all cooperating in it. The purpose of this study is to determine how you, as a parent, feel about the job your local High School is doing for your child. You are asked to check (✓) each of the following questions in the "Yes", "No", or "Can't say" column, according to how well you feel your local school is doing. For questions 62 and 63 you are asked to merely check (✓) the correct response or responses. On question 64 please feel free to make whatever comments you desire about your school or about this questionnaire.

Do not sign your name to this questionnaire. We are not interested in a response of a given individual, but rather in the total response of the group and all of the responses for each particular school in the study. You will notice either a number or the name of your High School at the top of this sheet. This is for purposes of identification according to school, and not according to the individual filling out the questionnaire.

We hope you will feel free to make an honest appraisal of your school. Since your response can in no way be identified as belonging to you, you may rest assured of its being kept in strict confidence. After you have completed the questionnaire, place it in the accompanying self-addressed, franked envelope and return it to this office. Thank you in advance for the help you can give us in this study.

		Percentages			
		Yes	No	Can't Say	No Reply
1.	In general, are you satisfied with the high school your child attends?.....	1. 80.6	13.2	4.5	1.7
2.	In your opinion, are the high school graduates of today as well educated as the high school graduates of twenty-five years ago?...	2. 68.2	21.4	8.7	1.7
Are you satisfied with the job the high school your child attends is doing in teaching its students what they need to know in each of the following subjects?					
3.	English.....	3. 74.4	13.6	4.5	7.5
4.	Mathematics.....	4. 73.1	12.4	5.0	9.5
5.	History.....	5. 78.1	9.9	2.9	9.1
6.	Science.....	6. 71.1	11.2	6.6	11.1
7.	Penmanship.....	7. 42.1	36.4	9.5	12.0
8.	Spelling.....	8. 43.0	39.8	6.6	11.1
9.	Reading.....	9. 59.1	22.3	7.4	11.2
10.	Do you think teachers' salaries are high enough?.....	10. 50.4	26.4	16.9	6.3
11.	Would you be in favor of raising teachers' salaries, even if it meant an increase in your school taxes?.....	11. 30.6	44.2	19.4	5.8

*Responses of 242 sets of parents whose annual family income was below \$3000.

		<u>Yes</u>	<u>No</u>	<u>Can't Say</u>	<u>No Reply</u>	
12.	Have you talked with any of your child's teachers within the past twelve months about his progress in school?.....	12.	<u>47.1</u>	<u>50.4</u>	<u>0.8</u>	<u>1.7</u>
13.	Did you vote in the last school election?....	13.	<u>49.2</u>	<u>47.5</u>	<u>0.8</u>	<u>2.5</u>
14.	Do you feel welcome when you visit the high school your child attends?.....	14.	<u>76.0</u>	<u>8.3</u>	<u>12.4</u>	<u>3.3</u>
15.	Do you feel teachers in your child's school are as well trained as were the high school teachers of twenty-five years ago?.....	15.	<u>71.5</u>	<u>12.0</u>	<u>13.6</u>	<u>2.9</u>
16.	In Kansas all children are required to attend school until they complete the eighth grade or until they reach their sixteenth birthday if they are physically and mentally able to do so. Do you think this is a good requirement?.....	16.	<u>96.3</u>	<u>1.2</u>	<u>1.2</u>	<u>1.3</u>
17.	Have you attended any school event, such as basketball games, football games, plays or concerts, within the past twelve months?.....	17.	<u>86.4</u>	<u>12.4</u>	<u>0.8</u>	<u>0.4</u>
18.	Do you think the teaching methods in the high school your child attends are as good as the teaching methods used in high schools of twenty-five years ago?.....	18.	<u>69.8</u>	<u>13.2</u>	<u>14.5</u>	<u>2.5</u>
19.	Would you like to see more courses offered in your high school that would train your child in a job or trade at which he could earn his living?.....	19.	<u>81.4</u>	<u>9.9</u>	<u>7.0</u>	<u>1.7</u>
20.	Would you like to have your child given more help by the high school in choosing his life work?.....	20.	<u>71.5</u>	<u>13.6</u>	<u>13.6</u>	<u>1.3</u>
21.	Is the high school your child attends strict enough in its discipline?.....	21.	<u>59.5</u>	<u>22.7</u>	<u>15.3</u>	<u>2.5</u>
22.	Would you like to have your child given more help by the high school in solving whatever personal, social, and educational problems he may face?.....	22.	<u>66.9</u>	<u>14.5</u>	<u>16.1</u>	<u>2.5</u>
23.	Do you feel that athletics are being over emphasized in the school your child attends?..	23.	<u>26.0</u>	<u>64.0</u>	<u>7.9</u>	<u>2.1</u>
24.	Are you satisfied with the grading system used in the high school your child attends?..	24.	<u>78.9</u>	<u>13.2</u>	<u>6.2</u>	<u>1.7</u>

	<u>Yes</u>	<u>No</u>	<u>Can't Say</u>	<u>No Reply</u>
25. Have you visited any classes in the school your child attends within the past twelve months? 25.	<u>19.4</u>	<u>77.7</u>	<u>1.7</u>	<u>1.2</u>

The best possible education cannot be provided for your child or children without your financial and moral support. In addition to the basic school subjects offered, look over the list below and check (✓) the opportunities you would want and would be willing to pay for in extra taxes, if necessary, for your child.

26. More information about, and training in jobs of pupil's choice...(Vocational Education)... 26.	<u>63.6</u>	<u>17.4</u>	<u>8.7</u>	<u>10.3</u>
27. Information about home and family living..... 27.	<u>45.0</u>	<u>34.3</u>	<u>10.3</u>	<u>10.4</u>
28. Participation in interscholastic athletics... 28.	<u>21.1</u>	<u>52.1</u>	<u>16.1</u>	<u>10.7</u>
29. Driver training..... 29.	<u>66.1</u>	<u>12.8</u>	<u>4.5</u>	<u>9.6</u>
30. Training in public speaking..... 30.	<u>54.5</u>	<u>28.1</u>	<u>7.4</u>	<u>10.0</u>
31. Participation in school clubs..... 31.	<u>32.2</u>	<u>45.0</u>	<u>12.4</u>	<u>10.4</u>
32. Training and participation in music and art.. 32.	<u>52.8</u>	<u>30.6</u>	<u>6.6</u>	<u>9.9</u>
33. Training in responsibilities and privileges of citizenship..... 33.	<u>64.0</u>	<u>19.0</u>	<u>7.4</u>	<u>9.6</u>
34. Training in use of foreign language..... 34.	<u>24.8</u>	<u>51.7</u>	<u>13.6</u>	<u>9.9</u>

Are you satisfied with the job the high school your child attends is doing in teaching its students what they need to know in each of the following areas:

35. Appreciation of the democratic way of life... 35.	<u>57.4</u>	<u>12.4</u>	<u>16.9</u>	<u>13.3</u>
36. Ability to get along with others..... 36.	<u>63.2</u>	<u>16.9</u>	<u>9.1</u>	<u>10.8</u>
37. Information about jobs of pupil's choice..... 37.	<u>40.5</u>	<u>25.6</u>	<u>19.0</u>	<u>14.9</u>
38. Appreciation of the value of money..... 38.	<u>40.9</u>	<u>31.4</u>	<u>14.5</u>	<u>13.2</u>
39. Good sportsmanship..... 39.	<u>70.7</u>	<u>12.4</u>	<u>7.4</u>	<u>9.5</u>
40. Good citizenship..... 40.	<u>71.5</u>	<u>9.1</u>	<u>8.3</u>	<u>11.1</u>
41. Politeness and manners..... 41.	<u>57.0</u>	<u>24.8</u>	<u>6.6</u>	<u>11.6</u>
42. Discipline..... 42.	<u>57.4</u>	<u>21.1</u>	<u>8.7</u>	<u>12.8</u>
43. Worthy use of leisure time..... 43.	<u>39.3</u>	<u>28.9</u>	<u>17.8</u>	<u>14.0</u>
44. Respect for parents and other elders..... 44.	<u>52.9</u>	<u>23.6</u>	<u>9.9</u>	<u>13.6</u>
45. Respect for the rights of minority groups.... 45.	<u>48.3</u>	<u>19.4</u>	<u>16.1</u>	<u>15.2</u>
46. Honesty..... 46.	<u>68.6</u>	<u>10.7</u>	<u>7.4</u>	<u>13.3</u>
47. Importance of health and physical fitness.... 47.	<u>66.5</u>	<u>9.1</u>	<u>11.6</u>	<u>12.8</u>
48. Ability to think rationally..... 48.	<u>54.1</u>	<u>15.7</u>	<u>16.9</u>	<u>13.3</u>
49. Preparation for family responsibilities..... 49.	<u>43.8</u>	<u>20.2</u>	<u>21.9</u>	<u>14.1</u>
50. Understanding of methods of science..... 50.	<u>47.9</u>	<u>14.0</u>	<u>22.3</u>	<u>15.8</u>
51. Intelligent purchase and use of goods..... 51.	<u>45.4</u>	<u>21.1</u>	<u>16.1</u>	<u>17.4</u>
52. Appreciation of finer things of life..... 52.	<u>47.9</u>	<u>19.8</u>	<u>16.9</u>	<u>15.4</u>
53. Development of saleable skills..... 53.	<u>39.3</u>	<u>17.8</u>	<u>27.3</u>	<u>15.6</u>

How many of the following items and services do you feel should be provided out of tax funds and at no direct cost to the pupil?

	Yes	No	Can't Say	No Reply
--	-----	----	-----------	----------

54. All books and supplies.....	54.	<u>54.1</u>	<u>33.9</u>	<u>5.8</u>	<u>6.2</u>
55. Free admission to all athletic contests.....	55.	<u>26.0</u>	<u>59.9</u>	<u>5.0</u>	<u>9.1</u>
56. Free admission to school plays, parties, etc.	56.	<u>26.9</u>	<u>59.1</u>	<u>5.0</u>	<u>9.0</u>
57. All athletic equipment.....	57.	<u>54.1</u>	<u>32.6</u>	<u>5.0</u>	<u>8.3</u>
58. All musical instruments.....	58.	<u>43.4</u>	<u>39.7</u>	<u>7.9</u>	<u>9.0</u>
59. Minor health services..(medical and dental examinations, etc.)..	59.	<u>73.6</u>	<u>16.5</u>	<u>3.7</u>	<u>6.2</u>
60. School lunch.....	60.	<u>26.9</u>	<u>51.7</u>	<u>8.8</u>	<u>12.6</u>
61. Do you own your own home?.....	61.	<u>64.5</u>	<u>31.4</u>	<u>0.4</u>	<u>3.7</u>

62. Who filled out this questionnaire? Please check (✓) one or more as is necessary.

<u>0.4</u>	No Reply	Father and Mother	<u>16.5</u>
<u>14.9</u>	Father	Father and Other	<u>0.8</u>
<u>57.0</u>	Mother	Mother and Other	<u>2.1</u>
<u>6.2</u>	Other	Father, Mother and Other	<u>2.1</u>

63. What is the total annual income of the immediate family? Please check (✓).

<u>0.0</u>	No Reply
<u>100.0</u>	Below \$3,000
<u>0.0</u>	\$3,000 to \$5,000
<u>0.0</u>	Above \$5,000

64. Do you have any further comments about your school or about this questionnaire? If so, please feel free to make them here:

No comments - 62.8

Comments - 37.2

65. (1).	67. 0-2.99
(2).	3-40.0
(3).	68. 0-\$3335
(4).	\$3335.01-\$4300
66. 1-2.	
3.	
4-35.	

WHAT DO PARENTS THINK ABOUT KANSAS HIGH SCHOOLS? *

This is a cooperative study being carried on in Kansas this school year. Your local High School, the State Department of Public Instruction, and the State Board for Vocational Education are all cooperating in it. The purpose of this study is to determine how you, as a parent, feel about the job your local High School is doing for your child. You are asked to check (✓) each of the following questions in the "Yes", "No", or "Can't say" column, according to how well you feel your local school is doing. For questions 62 and 63 you are asked to merely check (✓) the correct response or responses. On question 64 please feel free to make whatever comments you desire about your school or about this questionnaire.

Do not sign your name to this questionnaire. We are not interested in a response of a given individual, but rather in the total response of the group and all of the responses for each particular school in the study. You will notice either a number or the name of your High School at the top of this sheet. This is for purposes of identification according to school, and not according to the individual filling out the questionnaire.

We hope you will feel free to make an honest appraisal of your school. Since your response can in no way be identified as belonging to you, you may rest assured of its being kept in strict confidence. After you have completed the questionnaire, place it in the accompanying self-addressed, franked envelope and return it to this office. Thank you in advance for the help you can give us in this study.

		Percentages			
		Yes	No	Can't Say	No Reply
1.	In general, are you satisfied with the high school your child attends?.....	1. <u>75.2</u>	<u>16.4</u>	<u>4.4</u>	<u>4.0</u>
2.	In your opinion, are the high school graduates of today as well educated as the high school graduates of twenty-five years ago?...	2. <u>66.4</u>	<u>19.9</u>	<u>10.2</u>	<u>3.5</u>
Are you satisfied with the job the high school your child attends is doing in teaching its students what they need to know in each of the following subjects?					
3.	English.....	3. <u>71.2</u>	<u>15.0</u>	<u>4.9</u>	<u>8.9</u>
4.	Mathematics.....	4. <u>67.3</u>	<u>18.6</u>	<u>5.3</u>	<u>8.8</u>
5.	History.....	5. <u>74.8</u>	<u>9.7</u>	<u>5.8</u>	<u>9.7</u>
6.	Science.....	6. <u>69.5</u>	<u>11.9</u>	<u>8.4</u>	<u>10.2</u>
7.	Penmanship.....	7. <u>43.4</u>	<u>39.8</u>	<u>7.1</u>	<u>9.7</u>
8.	Spelling.....	8. <u>46.5</u>	<u>38.5</u>	<u>5.8</u>	<u>9.2</u>
9.	Reading.....	9. <u>66.4</u>	<u>17.7</u>	<u>6.6</u>	<u>9.3</u>
10.	Do you think teachers' salaries are high enough?.....	10. <u>38.1</u>	<u>45.6</u>	<u>11.1</u>	<u>5.2</u>
11.	Would you be in favor of raising teachers' salaries, even if it meant an increase in your school taxes?.....	11. <u>47.8</u>	<u>35.8</u>	<u>10.6</u>	<u>5.8</u>

*Responses of 226 fathers who filled out the questionnaires.

		<u>Yes</u>	<u>No</u>	<u>Can't</u> <u>Say</u>	<u>No</u> <u>Reply</u>	
12.	Have you talked with any of your child's teachers within the past twelve months about his progress in school?.....	12.	<u>57.5</u>	<u>40.3</u>	<u>0.4</u>	<u>1.8</u>
13.	Did you vote in the last school election?....	13.	<u>71.2</u>	<u>24.8</u>	<u>0.0</u>	<u>4.0</u>
14.	Do you feel welcome when you visit the high school your child attends?.....	14.	<u>80.1</u>	<u>6.2</u>	<u>10.2</u>	<u>3.5</u>
15.	Do you feel teachers in your child's school are as well trained as were the high school teachers of twenty-five years ago?.....	15.	<u>77.9</u>	<u>9.3</u>	<u>10.2</u>	<u>2.6</u>
16.	In Kansas all children are required to attend school until they complete the eighth grade or until they reach their sixteenth birthday if they are physically and mentally able to do so. Do you think this is a good requirement?.....	16.	<u>96.0</u>	<u>1.8</u>	<u>0.9</u>	<u>1.3</u>
17.	Have you attended any school event, such as basketball games, football games, plays or concerts, within the past twelve months?.....	17.	<u>93.8</u>	<u>5.3</u>	<u>0.0</u>	<u>0.9</u>
18.	Do you think the teaching methods in the high school your child attends are as good as the teaching methods used in high schools of twenty-five years ago?.....	18.	<u>69.5</u>	<u>15.9</u>	<u>12.4</u>	<u>2.2</u>
19.	Would you like to see more courses offered in your high school that would train your child in a job or trade at which he could earn his living?.....	19.	<u>72.1</u>	<u>18.6</u>	<u>5.3</u>	<u>4.0</u>
20.	Would you like to have your child given more help by the high school in choosing his life work?.....	20.	<u>70.4</u>	<u>16.4</u>	<u>10.6</u>	<u>2.6</u>
21.	Is the high school your child attends strict enough in its discipline?.....	21.	<u>56.2</u>	<u>28.8</u>	<u>12.8</u>	<u>2.2</u>
22.	Would you like to have your child given more help by the high school in solving whatever personal, social, and educational problems he may face?.....	22.	<u>65.9</u>	<u>21.2</u>	<u>9.3</u>	<u>3.6</u>
23.	Do you feel that athletics are being over emphasized in the school your child attends?..	23.	<u>36.3</u>	<u>53.5</u>	<u>8.4</u>	<u>1.8</u>
24.	Are you satisfied with the grading system used in the high school your child attends?..	24.	<u>74.8</u>	<u>17.7</u>	<u>5.3</u>	<u>2.2</u>

	<u>Yes</u>	<u>No</u>	<u>Can't Say</u>	<u>No Reply</u>
25. Have you visited any classes in the school your child attends within the past twelve months?. 25.	<u>24.3</u>	<u>73.0</u>	<u>0.4</u>	<u>2.3</u>

The best possible education cannot be provided for your child or children without your financial and moral support. In addition to the basic school subjects offered, look over the list below and check (✓) the opportunities you would want and would be willing to pay for in extra taxes, if necessary, for your child.

26. More information about, and training in jobs of pupil's choice...(Vocational Education)... 26.	<u>65.9</u>	<u>21.2</u>	<u>6.2</u>	<u>6.7</u>
27. Information about home and family living..... 27.	<u>51.3</u>	<u>31.9</u>	<u>7.5</u>	<u>9.3</u>
28. Participation in interscholastic athletics... 28.	<u>34.5</u>	<u>48.7</u>	<u>7.5</u>	<u>9.3</u>
29. Driver training..... 29.	<u>68.4</u>	<u>20.3</u>	<u>4.0</u>	<u>9.3</u>
30. Training in public speaking..... 30.	<u>69.9</u>	<u>17.7</u>	<u>4.4</u>	<u>8.0</u>
31. Participation in school clubs..... 31.	<u>31.0</u>	<u>49.6</u>	<u>9.3</u>	<u>10.1</u>
32. Training and participation in music and art.. 32.	<u>53.1</u>	<u>31.4</u>	<u>7.1</u>	<u>8.4</u>
33. Training in responsibilities and privileges of citizenship..... 33.	<u>75.7</u>	<u>11.1</u>	<u>4.4</u>	<u>8.8</u>
34. Training in use of foreign language..... 34.	<u>28.3</u>	<u>51.3</u>	<u>11.5</u>	<u>8.9</u>

Are you satisfied with the job the high school your child attends is doing in teaching its students what they need to know in each of the following areas:

35. Appreciation of the democratic way of life... 35.	<u>59.3</u>	<u>19.5</u>	<u>11.9</u>	<u>9.3</u>
36. Ability to get along with others..... 36.	<u>65.5</u>	<u>19.0</u>	<u>7.5</u>	<u>8.0</u>
37. Information about jobs of pupil's choice..... 37.	<u>41.2</u>	<u>30.1</u>	<u>18.1</u>	<u>10.6</u>
38. Appreciation of the value of money..... 38.	<u>37.2</u>	<u>36.7</u>	<u>15.9</u>	<u>10.2</u>
39. Good sportsmanship..... 39.	<u>72.1</u>	<u>10.6</u>	<u>8.1</u>	<u>9.2</u>
40. Good citizenship..... 40.	<u>73.0</u>	<u>12.8</u>	<u>4.9</u>	<u>9.3</u>
41. Politeness and manners..... 41.	<u>54.0</u>	<u>29.6</u>	<u>7.1</u>	<u>9.3</u>
42. Discipline..... 42.	<u>54.0</u>	<u>27.0</u>	<u>10.6</u>	<u>9.4</u>
43. Worthy use of leisure time..... 43.	<u>36.7</u>	<u>35.4</u>	<u>17.3</u>	<u>10.6</u>
44. Respect for parents and other elders..... 44.	<u>54.9</u>	<u>23.9</u>	<u>11.9</u>	<u>9.3</u>
45. Respect for the rights of minority groups.... 45.	<u>55.3</u>	<u>16.8</u>	<u>17.3</u>	<u>10.6</u>
46. Honesty..... 46.	<u>67.3</u>	<u>13.3</u>	<u>9.7</u>	<u>9.7</u>
47. Importance of health and physical fitness.... 47.	<u>69.0</u>	<u>9.3</u>	<u>11.5</u>	<u>10.2</u>
48. Ability to think rationally..... 48.	<u>54.0</u>	<u>18.1</u>	<u>16.8</u>	<u>11.1</u>
49. Preparation for family responsibilities..... 49.	<u>42.5</u>	<u>25.7</u>	<u>19.9</u>	<u>11.9</u>
50. Understanding of methods of science..... 50.	<u>48.7</u>	<u>17.3</u>	<u>23.5</u>	<u>10.5</u>
51. Intelligent purchase and use of goods..... 51.	<u>43.8</u>	<u>28.3</u>	<u>16.8</u>	<u>11.1</u>
52. Appreciation of finer things of life..... 52.	<u>52.2</u>	<u>17.7</u>	<u>19.0</u>	<u>11.1</u>
53. Development of saleable skills..... 53.	<u>35.8</u>	<u>29.6</u>	<u>24.8</u>	<u>9.8</u>

How many of the following items and services do you feel should be provided out of tax funds and at no direct cost to the pupil?

	Yes	No	Can't Say	No Reply
--	-----	----	-----------	----------

54. All books and supplies.....	54.	<u>43.1</u>	<u>50.0</u>	<u>2.7</u>	<u>3.9</u>
55. Free admission to all athletic contests.....	55.	<u>23.4</u>	<u>67.6</u>	<u>4.9</u>	<u>4.1</u>
56. Free admission to school plays, parties, etc.	56.	<u>30.1</u>	<u>61.1</u>	<u>3.5</u>	<u>5.3</u>
57. All athletic equipment.....	57.	<u>61.9</u>	<u>30.5</u>	<u>2.7</u>	<u>4.9</u>
58. All musical instruments.....	58.	<u>38.3</u>	<u>53.1</u>	<u>4.9</u>	<u>5.7</u>
59. Minor health services..(medical and dental examinations, etc.)..	59.	<u>73.9</u>	<u>20.4</u>	<u>1.3</u>	<u>4.4</u>
60. School lunch.....	60.	<u>30.5</u>	<u>58.8</u>	<u>4.9</u>	<u>5.8</u>
61. Do you own your own home?.....	61.	<u>78.3</u>	<u>19.0</u>	<u>0.4</u>	<u>2.3</u>

62. Who filled out this questionnaire? Please check (✓) one or more as is necessary.

<u>0.0</u>	No Reply	Father and Mother	<u>0.0</u>
<u>100.0</u>	Father	Father and Other	<u>0.0</u>
<u>0.0</u>	Mother	Mother and Other	<u>0.0</u>
<u>0.0</u>	Other	Father, Mother and Other	<u>0.0</u>

63. What is the total annual income of the immediate family? Please check (✓).

<u>2.7</u>	No Reply
<u>15.9</u>	Below \$3,000
<u>46.9</u>	\$3,000 to \$5,000
<u>34.5</u>	Above \$5,000

64. Do you have any further comments about your school or about this questionnaire? If so, please feel free to make them here:

No comments - 47.8

Comments - 52.2

65. (1). _____	67. 0-2.99 _____
(2). _____	3-40.0 _____
(3). _____	68. 0-\$3335 _____
(4). _____	\$3335.01-\$4300 _____
66. 1-2. _____	
3. _____	
4-35. _____	

WHAT DO PARENTS THINK ABOUT KANSAS HIGH SCHOOLS? *

This is a cooperative study being carried on in Kansas this school year. Your local High School, the State Department of Public Instruction, and the State Board for Vocational Education are all cooperating in it. The purpose of this study is to determine how you, as a parent, feel about the job your local High School is doing for your child. You are asked to check (✓) each of the following questions in the "Yes", "No", or "Can't say" column, according to how well you feel your local school is doing. For questions 62 and 63 you are asked to merely check (✓) the correct response or responses. On question 64 please feel free to make whatever comments you desire about your school or about this questionnaire.

Do not sign your name to this questionnaire. We are not interested in a response of a given individual, but rather in the total response of the group and all of the responses for each particular school in the study. You will notice either a number or the name of your High School at the top of this sheet. This is for purposes of identification according to school, and not according to the individual filling out the questionnaire.

We hope you will feel free to make an honest appraisal of your school. Since your response can in no way be identified as belonging to you, you may rest assured of its being kept in strict confidence. After you have completed the questionnaire, place it in the accompanying self-addressed, franked envelope and return it to this office. Thank you in advance for the help you can give us in this study.

		Percentages			
		Yes	No	Can't Say	No Reply
1.	In general, are you satisfied with the high school your child attends?.....	1. 79.8	14.0	3.9	2.3
2.	In your opinion, are the high school graduates of today as well educated as the high school graduates of twenty-five years ago?...	2. 69.1	19.5	9.6	1.8
Are you satisfied with the job the high school your child attends is doing in teaching its students what they need to know in each of the following subjects?					
3.	English.....	3. 68.9	19.5	8.7	7.9
4.	Mathematics.....	4. 71.5	15.4	5.5	7.6
5.	History.....	5. 79.6	7.5	4.8	8.1
6.	Science.....	6. 74.1	7.5	7.9	10.5
7.	Penmanship.....	7. 40.0	43.6	7.9	8.5
8.	Spelling.....	8. 41.0	45.0	6.4	7.6
9.	Reading.....	9. 55.7	27.0	7.9	9.4
10.	Do you think teachers' salaries are high enough?.....	10. 41.4	33.3	19.5	5.8
11.	Would you be in favor of raising teachers' salaries, even if it meant an increase in your school taxes?.....	11. 37.1	39.3	16.9	6.7

*Responses of 456 mothers who filled out the questionnaires.

		<u>Yes</u>	<u>No</u>	<u>Can't</u> <u>Say</u>	<u>No</u> <u>Reply</u>	
12.	Have you talked with any of your child's teachers within the past twelve months about his progress in school?.....	12.	<u>64.7</u>	<u>32.9</u>	<u>0.4</u>	<u>2.0</u>
13.	Did you vote in the last school election?....	13.	<u>57.7</u>	<u>35.7</u>	<u>1.1</u>	<u>5.5</u>
14.	Do you feel welcome when you visit the high school your child attends?.....	14.	<u>79.2</u>	<u>7.5</u>	<u>8.8</u>	<u>4.5</u>
15.	Do you feel teachers in your child's school are as well trained as were the high school teachers of twenty-five years ago?.....	15.	<u>75.2</u>	<u>10.7</u>	<u>11.8</u>	<u>2.3</u>
16.	In Kansas all children are required to attend school until they complete the eighth grade or until they reach their sixteenth birthday if they are physically and mentally able to do so. Do you think this is a good requirement?.....	16.	<u>95.8</u>	<u>2.9</u>	<u>0.2</u>	<u>1.1</u>
17.	Have you attended any school event, such as basketball games, football games, plays or concerts, within the past twelve months?.....	17.	<u>91.7</u>	<u>7.2</u>	<u>0.0</u>	<u>1.1</u>
18.	Do you think the teaching methods in the high school your child attends are as good as the teaching methods used in high schools of twenty-five years ago?.....	18.	<u>69.3</u>	<u>13.2</u>	<u>14.7</u>	<u>2.8</u>
19.	Would you like to see more courses offered in your high school that would train your child in a job or trade at which he could earn his living?.....	19.	<u>79.6</u>	<u>10.7</u>	<u>7.7</u>	<u>2.0</u>
20.	Would you like to have your child given more help by the high school in choosing his life work?.....	20.	<u>69.3</u>	<u>15.8</u>	<u>12.3</u>	<u>2.6</u>
21.	Is the high school your child attends strict enough in its discipline?.....	21.	<u>55.9</u>	<u>26.8</u>	<u>14.3</u>	<u>3.0</u>
22.	Would you like to have your child given more help by the high school in solving whatever personal, social, and educational problems he may face?.....	22.	<u>59.2</u>	<u>21.5</u>	<u>15.1</u>	<u>4.2</u>
23.	Do you feel that athletics are being over emphasized in the school your child attends?..	23.	<u>29.8</u>	<u>59.4</u>	<u>8.1</u>	<u>2.7</u>
24.	Are you satisfied with the grading system used in the high school your child attends?..	24.	<u>75.2</u>	<u>17.1</u>	<u>5.9</u>	<u>1.8</u>

	<u>Yes</u>	<u>No</u>	<u>Can't Say</u>	<u>No Reply</u>
25. Have you visited any classes in the school your child attends within the past twelve months?.. 25.	<u>24.1</u>	<u>73.2</u>	<u>0.4</u>	<u>2.3</u>

The best possible education cannot be provided for your child or children without your financial and moral support. In addition to the basic school subjects offered, look over the list below and check (✓) the opportunities you would want and would be willing to pay for in extra taxes, if necessary, for your child.

26. More information about, and training in jobs of pupil's choice...(Vocational Education)... 26.	<u>66.2</u>	<u>18.4</u>	<u>5.7</u>	<u>9.7</u>
27. Information about home and family living..... 27.	<u>46.1</u>	<u>37.5</u>	<u>5.9</u>	<u>10.5</u>
28. Participation in interscholastic athletics... 28.	<u>17.5</u>	<u>59.6</u>	<u>10.7</u>	<u>12.1</u>
29. Driver training..... 29.	<u>60.3</u>	<u>25.9</u>	<u>4.2</u>	<u>9.6</u>
30. Training in public speaking..... 30.	<u>57.7</u>	<u>27.9</u>	<u>4.4</u>	<u>10.1</u>
31. Participation in school clubs..... 31.	<u>30.0</u>	<u>50.7</u>	<u>7.7</u>	<u>11.6</u>
32. Training and participation in music and art.. 32.	<u>54.6</u>	<u>29.8</u>	<u>5.3</u>	<u>10.3</u>
33. Training in responsibilities and privileges of citizenship..... 33.	<u>63.6</u>	<u>20.2</u>	<u>5.7</u>	<u>10.5</u>
34. Training in use of foreign language..... 34.	<u>51.6</u>	<u>46.9</u>	<u>9.9</u>	<u>11.6</u>

Are you satisfied with the job the high school your child attends is doing in teaching its students what they need to know in each of the following areas:

35. Appreciation of the democratic way of life... 35.	<u>61.4</u>	<u>13.8</u>	<u>9.6</u>	<u>15.2</u>
36. Ability to get along with others..... 36.	<u>65.6</u>	<u>16.0</u>	<u>6.6</u>	<u>11.8</u>
37. Information about jobs of pupil's choice..... 37.	<u>43.2</u>	<u>29.2</u>	<u>12.5</u>	<u>15.1</u>
38. Appreciation of the value of money..... 38.	<u>36.8</u>	<u>33.8</u>	<u>13.4</u>	<u>16.0</u>
39. Good sportsmanship..... 39.	<u>68.2</u>	<u>14.0</u>	<u>5.9</u>	<u>11.9</u>
40. Good citizenship..... 40.	<u>70.0</u>	<u>10.3</u>	<u>6.4</u>	<u>13.3</u>
41. Politeness and manners..... 41.	<u>65.6</u>	<u>28.7</u>	<u>7.2</u>	<u>13.3</u>
42. Discipline..... 42.	<u>54.4</u>	<u>23.0</u>	<u>7.0</u>	<u>15.6</u>
43. Worthy use of leisure time..... 43.	<u>39.9</u>	<u>30.9</u>	<u>13.8</u>	<u>15.4</u>
44. Respect for parents and other elders..... 44.	<u>52.0</u>	<u>22.6</u>	<u>9.9</u>	<u>15.5</u>
45. Respect for the rights of minority groups.... 45.	<u>49.8</u>	<u>19.1</u>	<u>13.4</u>	<u>17.7</u>
46. Honesty..... 46.	<u>64.5</u>	<u>12.3</u>	<u>7.2</u>	<u>16.0</u>
47. Importance of health and physical fitness.... 47.	<u>64.7</u>	<u>10.5</u>	<u>8.6</u>	<u>16.2</u>
48. Ability to think rationally..... 48.	<u>53.9</u>	<u>14.9</u>	<u>14.0</u>	<u>17.2</u>
49. Preparation for family responsibilities..... 49.	<u>42.3</u>	<u>21.7</u>	<u>18.2</u>	<u>17.8</u>
50. Understanding of methods of science..... 50.	<u>53.1</u>	<u>9.4</u>	<u>18.2</u>	<u>19.3</u>
51. Intelligent purchase and use of goods..... 51.	<u>45.2</u>	<u>17.1</u>	<u>18.2</u>	<u>19.5</u>
52. Appreciation of finer things of life..... 52.	<u>53.5</u>	<u>16.4</u>	<u>11.6</u>	<u>18.5</u>
53. Development of saleable skills..... 53.	<u>36.8</u>	<u>22.8</u>	<u>21.7</u>	<u>18.7</u>

How many of the following items and services do you feel should be provided out of tax funds and at no direct cost to the pupil?

	Yes	No	Can't Say	No Reply
--	-----	----	-----------	----------

54. All books and supplies.....	54.	<u>45.6</u>	<u>40.8</u>	<u>5.9</u>	<u>7.7</u>
55. Free admission to all athletic contests.....	55.	<u>18.9</u>	<u>68.4</u>	<u>3.1</u>	<u>9.6</u>
56. Free admission to school plays, parties, etc.	56.	<u>18.6</u>	<u>66.7</u>	<u>3.7</u>	<u>11.0</u>
57. All athletic equipment.....	57.	<u>54.4</u>	<u>33.1</u>	<u>4.6</u>	<u>7.9</u>
58. All musical instruments.....	58.	<u>39.0</u>	<u>46.1</u>	<u>6.6</u>	<u>8.3</u>
59. Minor health services..(medical and dental examinations, etc.)..	59.	<u>68.2</u>	<u>21.3</u>	<u>3.3</u>	<u>7.2</u>
60. School lunch.....	60.	<u>20.2</u>	<u>62.1</u>	<u>6.4</u>	<u>11.3</u>
61. Do you own your own home?.....	61.	<u>75.9</u>	<u>23.7</u>	<u>0.2</u>	<u>2.2</u>

62. Who filled out this questionnaire? Please check (✓) one or more as is necessary.

<u>0.0</u>	No Reply	Father and Mother	<u>0.0</u>
<u>0.0</u>	Father	Father and Other	<u>0.0</u>
<u>100.0</u>	Mother	Mother and Other	<u>0.0</u>
<u>0.0</u>	Other	Father, Mother and Other	<u>0.0</u>

63. What is the total annual income of the immediate family? Please check (✓).

<u>4.3</u>	No Reply
<u>30.3</u>	Below \$3,000
<u>45.4</u>	\$3,000 to \$5,000
<u>20.0</u>	Above \$5,000

64. Do you have any further comments about your school or about this questionnaire? If so, please feel free to make them here:

No comments - 55.3

Comments - 44.7

65. (1). _____	67. 0-2.99 _____
(2). _____	3-40.0 _____
(3). _____	68. 0-\$3335 _____
(4). _____	\$3335.01-\$4300 _____
66. 1-2. _____	
3. _____	
4-35. _____	

WHAT DO PARENTS THINK ABOUT KANSAS HIGH SCHOOLS? *

This is a cooperative study being carried on in Kansas this school year. Your local High School, the State Department of Public Instruction, and the State Board for Vocational Education are all cooperating in it. The purpose of this study is to determine how you, as a parent, feel about the job your local High School is doing for your child. You are asked to check (✓) each of the following questions in the "Yes", "No", or "Can't say" column, according to how well you feel your local school is doing. For questions 62 and 63 you are asked to merely check (✓) the correct response or responses. On question 64 please feel free to make whatever comments you desire about your school or about this questionnaire.

Do not sign your name to this questionnaire. We are not interested in a response of a given individual, but rather in the total response of the group and all of the responses for each particular school in the study. You will notice either a number or the name of your High School at the top of this sheet. This is for purposes of identification according to school, and not according to the individual filling out the questionnaire.

We hope you will feel free to make an honest appraisal of your school. Since your response can in no way be identified as belonging to you, you may rest assured of its being kept in strict confidence. After you have completed the questionnaire, place it in the accompanying self-addressed, franked envelope and return it to this office. Thank you in advance for the help you can give us in this study.

		<u>Percentages</u>			
		<u>Yes</u>	<u>No</u>	<u>Can't Say</u>	<u>No Reply</u>
1.	In general, are you satisfied with the high school your child attends?.....	1. <u>76.6</u>	<u>17.5</u>	<u>3.6</u>	<u>2.4</u>
2.	In your opinion, are the high school graduates of today as well educated as the high school graduates of twenty-five years ago?...	2. <u>68.1</u>	<u>20.2</u>	<u>9.6</u>	<u>2.1</u>
Are you satisfied with the job the high school your child attends is doing in teaching its students what they need to know in each of the following subjects?					
3.	English.....	3. <u>69.2</u>	<u>18.3</u>	<u>4.7</u>	<u>7.8</u>
4.	Mathematics.....	4. <u>69.9</u>	<u>16.9</u>	<u>5.4</u>	<u>7.8</u>
5.	History.....	5. <u>76.8</u>	<u>9.9</u>	<u>4.7</u>	<u>8.6</u>
6.	Science.....	6. <u>71.8</u>	<u>10.6</u>	<u>8.0</u>	<u>9.6</u>
7.	Penmanship.....	7. <u>39.9</u>	<u>43.0</u>	<u>8.4</u>	<u>8.7</u>
8.	Spelling.....	8. <u>40.4</u>	<u>44.6</u>	<u>6.7</u>	<u>8.3</u>
9.	Reading.....	9. <u>58.8</u>	<u>24.8</u>	<u>7.8</u>	<u>8.6</u>
10.	Do you think teachers' salaries are high enough?.....	10. <u>44.0</u>	<u>35.6</u>	<u>15.3</u>	<u>5.1</u>
11.	Would you be in favor of raising teachers' salaries, even if it meant an increase in your school taxes?.....	11. <u>37.3</u>	<u>43.0</u>	<u>14.1</u>	<u>5.6</u>

*Responses of 747 sets of parents who owned their homes.

		<u>Yes</u>	<u>No</u>	<u>Can't Say</u>	<u>No Reply</u>	
12.	Have you talked with any of your child's teachers within the past twelve months about his progress in school?.....	12.	<u>68.2</u>	<u>35.2</u>	<u>0.1</u>	<u>1.5</u>
13.	Did you vote in the last school election?....	13.	<u>64.5</u>	<u>30.9</u>	<u>0.7</u>	<u>3.9</u>
14.	Do you feel welcome when you visit the high school your child attends?.....	14.	<u>77.4</u>	<u>8.6</u>	<u>10.6</u>	<u>3.4</u>
15.	Do you feel teachers in your child's school are as well trained as were the high school teachers of twenty-five years ago?.....	15.	<u>74.8</u>	<u>11.4</u>	<u>12.0</u>	<u>1.8</u>
16.	In Kansas all children are required to attend school until they complete the eighth grade or until they reach their sixteenth birthday if they are physically and mentally able to do so. Do you think this is a good requirement?.....	16.	<u>96.9</u>	<u>1.5</u>	<u>0.7</u>	<u>0.9</u>
17.	Have you attended any school event, such as basketball games, football games, plays or concerts, within the past twelve months?.....	17.	<u>92.0</u>	<u>6.7</u>	<u>0.3</u>	<u>1.0</u>
18.	Do you think the teaching methods in the high school your child attends are as good as the teaching methods used in high schools of twenty-five years ago?.....	18.	<u>66.4</u>	<u>15.4</u>	<u>16.2</u>	<u>2.0</u>
19.	Would you like to see more courses offered in your high school that would train your child in a job or trade at which he could earn his living?.....	19.	<u>78.3</u>	<u>12.7</u>	<u>6.2</u>	<u>2.8</u>
20.	Would you like to have your child given more help by the high school in choosing his life work?.....	20.	<u>70.5</u>	<u>16.2</u>	<u>10.7</u>	<u>2.6</u>
21.	Is the high school your child attends strict enough in its discipline?.....	21.	<u>56.2</u>	<u>28.4</u>	<u>13.4</u>	<u>2.0</u>
22.	Would you like to have your child given more help by the high school in solving whatever personal, social, and educational problems he may face?.....	22.	<u>61.2</u>	<u>22.0</u>	<u>13.8</u>	<u>3.5</u>
23.	Do you feel that athletics are being over emphasized in the school your child attends?..	23.	<u>35.9</u>	<u>54.4</u>	<u>7.5</u>	<u>2.2</u>
24.	Are you satisfied with the grading system used in the high school your child attends?..	24.	<u>73.4</u>	<u>19.4</u>	<u>5.5</u>	<u>1.7</u>

	<u>Yes</u>	<u>No</u>	<u>Can't Say</u>	<u>No Reply</u>
25. Have you visited any classes in the school your child attends within the past twelve months? 25.	<u>25.3</u>	<u>72.0</u>	<u>0.7</u>	<u>2.0</u>

The best possible education cannot be provided for your child or children without your financial and moral support. In addition to the basic school subjects offered, look over the list below and check (✓) the opportunities you would want and would be willing to pay for in extra taxes, if necessary, for your child.

26. More information about, and training in jobs of pupil's choice...(Vocational Education)... 26.	<u>65.6</u>	<u>20.5</u>	<u>8.0</u>	<u>7.9</u>
27. Information about home and family living..... 27.	<u>46.9</u>	<u>37.9</u>	<u>6.4</u>	<u>8.8</u>
28. Participation in interscholastic athletics... 28.	<u>23.2</u>	<u>58.9</u>	<u>8.6</u>	<u>9.3</u>
29. Driver training..... 29.	<u>62.5</u>	<u>25.8</u>	<u>3.3</u>	<u>8.4</u>
30. Training in public speaking..... 30.	<u>64.1</u>	<u>22.6</u>	<u>4.4</u>	<u>8.9</u>
31. Participation in school clubs..... 31.	<u>28.9</u>	<u>53.5</u>	<u>7.5</u>	<u>10.1</u>
32. Training and participation in music and art.. 32.	<u>54.6</u>	<u>31.1</u>	<u>5.2</u>	<u>9.1</u>
33. Training in responsibilities and privileges of citizenship..... 33.	<u>67.9</u>	<u>19.0</u>	<u>4.6</u>	<u>8.5</u>
34. Training in use of foreign language..... 34.	<u>31.5</u>	<u>48.6</u>	<u>10.3</u>	<u>9.6</u>

Are you satisfied with the job the high school your child attends is doing in teaching its students what they need to know in each of the following areas:

35. Appreciation of the democratic way of life... 35.	<u>61.3</u>	<u>16.2</u>	<u>11.0</u>	<u>11.5</u>
36. Ability to get along with others..... 36.	<u>66.8</u>	<u>17.8</u>	<u>6.0</u>	<u>9.4</u>
37. Information about jobs of pupil's choice..... 37.	<u>41.2</u>	<u>31.7</u>	<u>14.2</u>	<u>12.9</u>
38. Appreciation of the value of money..... 38.	<u>38.6</u>	<u>35.9</u>	<u>12.9</u>	<u>12.6</u>
39. Good sportsmanship..... 39.	<u>69.5</u>	<u>13.7</u>	<u>6.6</u>	<u>10.2</u>
40. Good citizenship..... 40.	<u>70.4</u>	<u>12.9</u>	<u>6.0</u>	<u>10.7</u>
41. Politeness and manners..... 41.	<u>49.8</u>	<u>31.7</u>	<u>7.4</u>	<u>11.1</u>
42. Discipline..... 42.	<u>54.2</u>	<u>25.8</u>	<u>7.6</u>	<u>12.4</u>
43. Worthy use of leisure time..... 43.	<u>41.0</u>	<u>32.7</u>	<u>13.9</u>	<u>12.4</u>
44. Respect for parents and other elders..... 44.	<u>52.9</u>	<u>24.6</u>	<u>10.3</u>	<u>12.2</u>
45. Respect for the rights of minority groups.... 45.	<u>53.4</u>	<u>18.7</u>	<u>13.7</u>	<u>14.2</u>
46. Honesty..... 46.	<u>68.1</u>	<u>12.2</u>	<u>7.1</u>	<u>12.6</u>
47. Importance of health and physical fitness.... 47.	<u>66.8</u>	<u>11.6</u>	<u>9.1</u>	<u>12.5</u>
48. Ability to think rationally..... 48.	<u>54.1</u>	<u>17.4</u>	<u>14.7</u>	<u>13.8</u>
49. Preparation for family responsibilities..... 49.	<u>43.8</u>	<u>24.1</u>	<u>18.1</u>	<u>14.0</u>
50. Understanding of methods of science..... 50.	<u>51.8</u>	<u>14.6</u>	<u>18.7</u>	<u>14.9</u>
51. Intelligent purchase and use of goods..... 51.	<u>44.3</u>	<u>23.0</u>	<u>17.9</u>	<u>14.8</u>
52. Appreciation of finer things of life..... 52.	<u>52.9</u>	<u>18.9</u>	<u>13.9</u>	<u>14.3</u>
53. Development of saleable skills..... 53.	<u>39.4</u>	<u>25.6</u>	<u>21.2</u>	<u>13.8</u>

How many of the following items and services do you feel should be provided out of tax funds and at no direct cost to the pupil?

		<u>Yes</u>	<u>No</u>	<u>Can't Say</u>	<u>No Reply</u>
54. All books and supplies.....	54.	<u>41.8</u>	<u>48.4</u>	<u>4.4</u>	<u>5.4</u>
55. Free admission to all athletic contests.....	55.	<u>19.7</u>	<u>71.2</u>	<u>3.3</u>	<u>5.8</u>
56. Free admission to school plays, parties, etc.	56.	<u>21.4</u>	<u>68.9</u>	<u>3.6</u>	<u>6.1</u>
57. All athletic equipment.....	57.	<u>56.1</u>	<u>34.5</u>	<u>4.3</u>	<u>5.1</u>
58. All musical instruments.....	58.	<u>36.5</u>	<u>52.2</u>	<u>5.5</u>	<u>5.8</u>
59. Minor health services..(medical and dental examinations, etc.)..	59.	<u>70.1</u>	<u>20.9</u>	<u>2.9</u>	<u>6.1</u>
60. School lunch.....	60.	<u>23.2</u>	<u>64.5</u>	<u>4.8</u>	<u>7.5</u>
61. Do you own your own home?.....	61.	<u>100.0</u>	<u>0.0</u>	<u>0.0</u>	<u>0.0</u>

62. Who filled out this questionnaire? Please check (✓) one or more as is necessary.

<u>0.5</u>	No Reply	Father and Mother	<u>22.9</u>
<u>23.7</u>	Father	Father and Other	<u>0.4</u>
<u>45.1</u>	Mother	Mother and Other	<u>1.3</u>
<u>4.6</u>	Other	Father, Mother and Other	<u>1.5</u>

63. What is the total annual income of the immediate family? Please check (✓).

<u>5.2</u>	No Reply
<u>20.9</u>	Below \$3,000
<u>46.6</u>	\$3,000 to \$5,000
<u>27.3</u>	Above \$5,000

64. Do you have any further comments about your school or about this questionnaire? If so, please feel free to make them here:

No comments - 52.3

Comments - 47.7

65. (1).	67. 0-2.99
(2).	3-40.0
(3).	68. 0-\$3335
(4).	\$3335.01-\$4300
66. 1-2.	
3.	
4-35.	

WHAT DO PARENTS THINK ABOUT KANSAS HIGH SCHOOLS? *

This is a cooperative study being carried on in Kansas this school year. Your local High School, the State Department of Public Instruction, and the State Board for Vocational Education are all cooperating in it. The purpose of this study is to determine how you, as a parent, feel about the job your local High School is doing for your child. You are asked to check (✓) each of the following questions in the "Yes", "No", or "Can't say" column, according to how well you feel your local school is doing. For questions 62 and 63 you are asked to merely check (✓) the correct response or responses. On question 64 please feel free to make whatever comments you desire about your school or about this questionnaire.

Do not sign your name to this questionnaire. We are not interested in a response of a given individual, but rather in the total response of the group and all of the responses for each particular school in the study. You will notice either a number or the name of your High School at the top of this sheet. This is for purposes of identification according to school, and not according to the individual filling out the questionnaire.

We hope you will feel free to make an honest appraisal of your school. Since your response can in no way be identified as belonging to you, you may rest assured of its being kept in strict confidence. After you have completed the questionnaire, place it in the accompanying self-addressed, franked envelope and return it to this office. Thank you in advance for the help you can give us in this study.

		Percentages			
		Yes	No	Can't Say	No Reply
1.	In general, are you satisfied with the high school your child attends?.....	1. 80.6	12.0	5.1	2.3
2.	In your opinion, are the high school graduates of today as well educated as the high school graduates of twenty-five years ago?...	2. 72.2	16.7	8.3	2.8
Are you satisfied with the job the high school your child attends is doing in teaching its students what they need to know in each of the following subjects?					
3.	English.....	3. 75.5	13.9	2.8	7.8
4.	Mathematics.....	4. 73.1	16.2	4.2	6.5
5.	History.....	5. 82.9	7.4	3.7	6.0
6.	Science.....	6. 72.2	9.7	8.8	9.3
7.	Penmanship.....	7. 44.4	37.5	6.5	11.6
8.	Spelling.....	8. 47.7	36.6	6.5	9.2
9.	Reading.....	9. 63.0	19.4	6.5	11.1
10.	Do you think teachers' salaries are high enough?.....	10. 40.3	38.9	16.2	4.6
11.	Would you be in favor of raising teachers' salaries, even if it meant an increase in your school taxes?.....	11. 44.4	32.4	16.7	6.5

*Responses of 216 sets of parents who did not own their homes.

		<u>Yes</u>	<u>No</u>	<u>Can't Say</u>	<u>No Reply</u>	
12.	Have you talked with any of your child's teachers within the past twelve months about his progress in school?.....	12.	<u>57.9</u>	<u>39.8</u>	<u>0.5</u>	<u>1.8</u>
13.	Did you vote in the last school election?....	13.	<u>44.9</u>	<u>50.5</u>	<u>0.9</u>	<u>3.7</u>
14.	Do you feel welcome when you visit the high school your child attends?.....	14.	<u>79.2</u>	<u>4.6</u>	<u>13.0</u>	<u>3.2</u>
15.	Do you feel teachers in your child's school are as well trained as were the high school teachers of twenty-five years ago?.....	15.	<u>76.4</u>	<u>9.3</u>	<u>10.2</u>	<u>4.1</u>
16.	In Kansas all children are required to attend school until they complete the eighth grade or until they reach their sixteenth birthday if they are physically and mentally able to do so. Do you think this is a good requirement?.....	16.	<u>95.4</u>	<u>3.7</u>	<u>0.0</u>	<u>0.9</u>
17.	Have you attended any school event, such as basketball games, football games, plays or concerts, within the past twelve months?.....	17.	<u>92.1</u>	<u>7.9</u>	<u>0.0</u>	<u>0.0</u>
18.	Do you think the teaching methods in the high school your child attends are as good as the teaching methods used in high schools of twenty-five years ago?.....	18.	<u>72.7</u>	<u>11.1</u>	<u>13.8</u>	<u>2.4</u>
19.	Would you like to see more courses offered in your high school that would train your child in a job or trade at which he could earn his living?.....	19.	<u>79.6</u>	<u>11.6</u>	<u>7.9</u>	<u>0.9</u>
20.	Would you like to have your child given more help by the high school in choosing his life work?.....	20.	<u>67.6</u>	<u>17.6</u>	<u>12.5</u>	<u>2.3</u>
21.	Is the high school your child attends strict enough in its discipline?.....	21.	<u>59.7</u>	<u>27.3</u>	<u>10.7</u>	<u>2.3</u>
22.	Would you like to have your child given more help by the high school in solving whatever personal, social, and educational problems he may face?.....	22.	<u>62.5</u>	<u>18.5</u>	<u>15.7</u>	<u>3.3</u>
23.	Do you feel that athletics are being over emphasized in the school your child attends?..	23.	<u>28.7</u>	<u>63.9</u>	<u>6.5</u>	<u>0.9</u>
24.	Are you satisfied with the grading system used in the high school your child attends?..	24.	<u>78.7</u>	<u>13.9</u>	<u>5.1</u>	<u>2.3</u>

	<u>Yes</u>	<u>No</u>	<u>Can't Say</u>	<u>No Reply</u>
25. Have you visited any classes in the school your child attends within the past twelve months? 25.	<u>24.1</u>	<u>73.6</u>	<u>0.0</u>	<u>2.3</u>

The best possible education cannot be provided for your child or children without your financial and moral support. In addition to the basic school subjects offered, look over the list below and check (✓) the opportunities you would want and would be willing to pay for in extra taxes, if necessary, for your child.

26. More information about, and training in jobs of pupil's choice...(Vocational Education)... 26.	<u>74.1</u>	<u>14.4</u>	<u>5.1</u>	<u>6.4</u>
27. Information about home and family living..... 27.	<u>53.2</u>	<u>30.6</u>	<u>6.9</u>	<u>9.3</u>
28. Participation in interscholastic athletics... 28.	<u>30.0</u>	<u>46.3</u>	<u>13.4</u>	<u>10.3</u>
29. Driver training..... 29.	<u>70.8</u>	<u>17.1</u>	<u>3.2</u>	<u>8.9</u>
30. Training in public speaking..... 30.	<u>61.6</u>	<u>25.0</u>	<u>5.6</u>	<u>7.8</u>
31. Participation in school clubs..... 31.	<u>31.0</u>	<u>46.8</u>	<u>12.5</u>	<u>9.7</u>
32. Training and participation in music and art.. 32.	<u>60.6</u>	<u>25.0</u>	<u>5.6</u>	<u>8.8</u>
33. Training in responsibilities and privileges of citizenship..... 33.	<u>68.9</u>	<u>13.4</u>	<u>6.5</u>	<u>11.2</u>
34. Training in use of foreign language..... 34.	<u>35.6</u>	<u>43.1</u>	<u>11.1</u>	<u>10.2</u>

Are you satisfied with the job the high school your child attends is doing in teaching its students what they need to know in each of the following areas:

35. Appreciation of the democratic way of life... 35.	<u>62.5</u>	<u>14.4</u>	<u>12.0</u>	<u>11.1</u>
36. Ability to get along with others..... 36.	<u>65.7</u>	<u>17.1</u>	<u>9.7</u>	<u>7.5</u>
37. Information about jobs of pupil's choice..... 37.	<u>43.1</u>	<u>27.8</u>	<u>18.5</u>	<u>10.6</u>
38. Appreciation of the value of money..... 38.	<u>41.2</u>	<u>34.3</u>	<u>15.7</u>	<u>8.8</u>
39. Good sportsmanship..... 39.	<u>73.6</u>	<u>12.5</u>	<u>8.0</u>	<u>7.9</u>
40. Good citizenship..... 40.	<u>75.5</u>	<u>8.8</u>	<u>6.9</u>	<u>8.8</u>
41. Politeness and manners..... 41.	<u>61.1</u>	<u>23.6</u>	<u>8.8</u>	<u>6.5</u>
42. Discipline..... 42.	<u>60.6</u>	<u>23.1</u>	<u>7.4</u>	<u>8.9</u>
43. Worthy use of leisure time..... 43.	<u>41.2</u>	<u>31.9</u>	<u>15.7</u>	<u>11.2</u>
44. Respect for parents and other elders..... 44.	<u>55.1</u>	<u>22.7</u>	<u>11.6</u>	<u>10.6</u>
45. Respect for the rights of minority groups.... 45.	<u>50.5</u>	<u>21.3</u>	<u>15.7</u>	<u>12.5</u>
46. Honesty..... 46.	<u>68.5</u>	<u>12.5</u>	<u>8.8</u>	<u>10.2</u>
47. Importance of health and physical fitness.... 47.	<u>71.8</u>	<u>7.9</u>	<u>8.3</u>	<u>12.0</u>
48. Ability to think rationally..... 48.	<u>56.5</u>	<u>15.7</u>	<u>17.1</u>	<u>10.7</u>
49. Preparation for family responsibilities..... 49.	<u>41.2</u>	<u>25.0</u>	<u>20.8</u>	<u>13.0</u>
50. Understanding of methods of science..... 50.	<u>53.2</u>	<u>11.6</u>	<u>22.2</u>	<u>13.0</u>
51. Intelligent purchase and use of goods..... 51.	<u>48.1</u>	<u>20.4</u>	<u>19.0</u>	<u>12.5</u>
52. Appreciation of finer things of life..... 52.	<u>52.3</u>	<u>17.6</u>	<u>18.1</u>	<u>12.0</u>
53. Development of saleable skills..... 53.	<u>39.4</u>	<u>22.7</u>	<u>25.0</u>	<u>12.9</u>

How many of the following items and services do you feel should be provided out of tax funds and at no direct cost to the pupil?

		<u>Yes</u>	<u>No</u>	<u>Can't Say</u>	<u>No Reply</u>
54. All books and supplies.....	54.	<u>58.3</u>	<u>31.9</u>	<u>4.6</u>	<u>5.2</u>
55. Free admission to all athletic contests.....	55.	<u>19.9</u>	<u>67.6</u>	<u>4.2</u>	<u>8.3</u>
56. Free admission to school plays, parties, etc.	56.	<u>19.4</u>	<u>67.1</u>	<u>3.2</u>	<u>10.3</u>
57. All athletic equipment.....	57.	<u>65.7</u>	<u>25.0</u>	<u>2.8</u>	<u>6.5</u>
58. All musical instruments.....	58.	<u>41.2</u>	<u>45.3</u>	<u>6.5</u>	<u>7.0</u>
59. Minor health services..(medical and dental examinations, etc.)..	59.	<u>74.1</u>	<u>18.1</u>	<u>3.7</u>	<u>4.1</u>
60. School lunch.....	60.	<u>27.8</u>	<u>58.0</u>	<u>5.1</u>	<u>11.1</u>
61. Do you own your own home?.....	61.	<u>0.0</u>	<u>100.0</u>	<u>0.0</u>	<u>0.0</u>

62. Who filled out this questionnaire? Please check (✓) one or more as is necessary.

<u>1.3</u> No Reply	Father and Mother	<u>19.0</u>
<u>19.9</u> Father	Father and Other	<u>0.5</u>
<u>50.0</u> Mother	Mother and Other	<u>2.8</u>
<u>4.6</u> Other	Father, Mother and Other	<u>1.9</u>

63. What is the total annual income of the immediate family? Please check (✓).

<u>4.6</u> No Reply
<u>35.2</u> Below \$3,000
<u>43.1</u> \$3,000 to \$5,000
<u>17.1</u> Above \$5,000

64. Do you have any further comments about your school or about this questionnaire? If so, please feel free to make them here:

No comments - 60.6

Comments - 39.4

65. (1). _____	67. 0-2.99 _____
(2). _____	3-40.0 _____
(3). _____	68. 0-\$3335 _____
(4). _____	\$3335.01-\$4300 _____
66. 1-2. _____	
3. _____	
4-35. _____	

WHAT DO PARENTS THINK ABOUT KANSAS HIGH SCHOOLS? *

This is a cooperative study being carried on in Kansas this school year. Your local High School, the State Department of Public Instruction, and the State Board for Vocational Education are all cooperating in it. The purpose of this study is to determine how you, as a parent, feel about the job your local High School is doing for your child. You are asked to check (✓) each of the following questions in the "Yes", "No", or "Can't say" column, according to how well you feel your local school is doing. For questions 62 and 63 you are asked to merely check (✓) the correct response or responses. On question 64 please feel free to make whatever comments you desire about your school or about this questionnaire.

Do not sign your name to this questionnaire. We are not interested in a response of a given individual, but rather in the total response of the group and all of the responses for each particular school in the study. You will notice either a number or the name of your High School at the top of this sheet. This is for purposes of identification according to school, and not according to the individual filling out the questionnaire.

We hope you will feel free to make an honest appraisal of your school. Since your response can in no way be identified as belonging to you, you may rest assured of its being kept in strict confidence. After you have completed the questionnaire, place it in the accompanying self-addressed, franked envelope and return it to this office. Thank you in advance for the help you can give us in this study.

		<u>Percentages</u>			
		<u>Yes</u>	<u>No</u>	<u>Can't Say</u>	<u>No Reply</u>
1.	In general, are you satisfied with the high school your child attends?.....	1. <u>78.3</u>	<u>15.8</u>	<u>3.5</u>	<u>2.4</u>
2.	In your opinion, are the high school graduates of today as well educated as the high school graduates of twenty-five years ago?...	2. <u>70.1</u>	<u>18.4</u>	<u>9.6</u>	<u>1.9</u>
Are you satisfied with the job the high school your child attends is doing in teaching its students what they need to know in each of the following subjects?					
3.	English.....	3. <u>70.6</u>	<u>18.9</u>	<u>4.3</u>	<u>8.2</u>
4.	Mathematics.....	4. <u>70.4</u>	<u>16.8</u>	<u>4.9</u>	<u>7.9</u>
5.	History.....	5. <u>78.5</u>	<u>9.0</u>	<u>4.5</u>	<u>8.0</u>
6.	Science.....	6. <u>71.7</u>	<u>10.0</u>	<u>8.3</u>	<u>10.0</u>
7.	Penmanship.....	7. <u>41.0</u>	<u>41.5</u>	<u>8.0</u>	<u>9.5</u>
8.	Spelling.....	8. <u>42.2</u>	<u>42.2</u>	<u>6.7</u>	<u>8.9</u>
9.	Reading.....	9. <u>59.2</u>	<u>23.8</u>	<u>7.4</u>	<u>9.6</u>
10.	Do you think teachers' salaries are high enough?.....	10. <u>43.8</u>	<u>36.3</u>	<u>15.0</u>	<u>4.9</u>
11.	Would you be in favor of raising teachers' salaries, even if it meant an increase in your school taxes?.....	11. <u>38.5</u>	<u>41.3</u>	<u>14.4</u>	<u>5.8</u>

*Responses of 915 sets of parents who attended some school functions during the school year 1952-53.

		<u>Yes</u>	<u>No</u>	<u>Can't Say</u>	<u>No Reply</u>	
12.	Have you talked with any of your child's teachers within the past twelve months about his progress in school?.....	12.	<u>64.3</u>	<u>34.3</u>	<u>0.2</u>	<u>1.2</u>
13.	Did you vote in the last school election?....	13.	<u>61.7</u>	<u>33.7</u>	<u>0.9</u>	<u>3.7</u>
14.	Do you feel welcome when you visit the high school your child attends?.....	14.	<u>78.7</u>	<u>7.5</u>	<u>10.6</u>	<u>3.2</u>
15.	Do you feel teachers in your child's school are as well trained as were the high school teachers of twenty-five years ago?.....	15.	<u>76.8</u>	<u>9.7</u>	<u>11.5</u>	<u>2.0</u>
16.	In Kansas all children are required to attend school until they complete the eighth grade or until they reach their sixteenth birthday if they are physically and mentally able to do so. Do you think this is a good requirement?.....	16.	<u>97.4</u>	<u>1.5</u>	<u>0.5</u>	<u>0.6</u>
17.	Have you attended any school event, such as basketball games, football games, plays or concerts, within the past twelve months?.....	17.	<u>100.0</u>	<u>0.0</u>	<u>0.0</u>	<u>0.0</u>
18.	Do you think the teaching methods in the high school your child attends are as good as the teaching methods used in high schools of twenty-five years ago?.....	18.	<u>68.9</u>	<u>13.3</u>	<u>16.1</u>	<u>1.7</u>
19.	Would you like to see more courses offered in your high school that would train your child in a job or trade at which he could earn his living?.....	19.	<u>79.1</u>	<u>12.0</u>	<u>6.7</u>	<u>2.2</u>
20.	Would you like to have your child given more help by the high school in choosing his life work?.....	20.	<u>69.9</u>	<u>16.4</u>	<u>11.3</u>	<u>2.4</u>
21.	Is the high school your child attends strict enough in its discipline?.....	21.	<u>57.0</u>	<u>28.4</u>	<u>12.9</u>	<u>1.7</u>
22.	Would you like to have your child given more help by the high school in solving whatever personal, social, and educational problems he may face?.....	22.	<u>61.3</u>	<u>21.5</u>	<u>13.8</u>	<u>3.4</u>
23.	Do you feel that athletics are being over emphasized in the school your child attends?..	23.	<u>34.4</u>	<u>57.3</u>	<u>6.9</u>	<u>1.4</u>
24.	Are you satisfied with the grading system used in the high school your child attends?..	24.	<u>75.3</u>	<u>17.7</u>	<u>5.5</u>	<u>1.5</u>

	<u>Yes</u>	<u>No</u>	<u>Can't Say</u>	<u>No Reply</u>
25. Have you visited any classes in the school your child attends within the past twelve months?. 25.	<u>26.3</u>	<u>71.6</u>	<u>0.5</u>	<u>1.7</u>

The best possible education cannot be provided for your child or children without your financial and moral support. In addition to the basic school subjects offered, look over the list below and check (✓) the opportunities you would want and would be willing to pay for in extra taxes, if necessary, for your child.

26. More information about, and training in jobs of pupil's choice...(Vocational Education)... 26.	<u>67.8</u>	<u>19.0</u>	<u>5.6</u>	<u>7.6</u>
27. Information about home and family living..... 27.	<u>47.8</u>	<u>37.2</u>	<u>6.2</u>	<u>8.8</u>
28. Participation in interscholastic athletics... 28.	<u>25.2</u>	<u>56.4</u>	<u>8.9</u>	<u>9.5</u>
29. Driver training..... 29.	<u>64.0</u>	<u>24.7</u>	<u>3.0</u>	<u>8.3</u>
30. Training in public speaking..... 30.	<u>64.5</u>	<u>22.4</u>	<u>4.5</u>	<u>8.6</u>
31. Participation in school clubs..... 31.	<u>29.6</u>	<u>51.8</u>	<u>8.6</u>	<u>10.0</u>
32. Training and participation in music and art.. 32.	<u>58.7</u>	<u>29.0</u>	<u>5.4</u>	<u>8.9</u>
33. Training in responsibilities and privileges of citizenship..... 33.	<u>68.7</u>	<u>17.5</u>	<u>4.9</u>	<u>8.9</u>
34. Training in use of foreign language..... 34.	<u>32.8</u>	<u>47.1</u>	<u>10.4</u>	<u>9.7</u>

Are you satisfied with the job the high school your child attends is doing in teaching its students what they need to know in each of the following areas:

35. Appreciation of the democratic way of life... 35.	<u>61.4</u>	<u>15.6</u>	<u>10.7</u>	<u>12.3</u>
36. Ability to get along with others..... 36.	<u>65.5</u>	<u>17.8</u>	<u>7.0</u>	<u>9.7</u>
37. Information about jobs of pupil's choice..... 37.	<u>41.9</u>	<u>30.8</u>	<u>14.6</u>	<u>13.2</u>
38. Appreciation of the value of money..... 38.	<u>39.2</u>	<u>34.8</u>	<u>13.4</u>	<u>12.6</u>
39. Good sportsmanship..... 39.	<u>70.1</u>	<u>13.7</u>	<u>6.1</u>	<u>10.1</u>
40. Good citizenship..... 40.	<u>70.8</u>	<u>12.2</u>	<u>6.1</u>	<u>10.9</u>
41. Politeness and manners..... 41.	<u>51.6</u>	<u>29.8</u>	<u>7.7</u>	<u>10.9</u>
42. Discipline..... 42.	<u>55.1</u>	<u>24.8</u>	<u>7.9</u>	<u>12.2</u>
43. Worthy use of leisure time..... 43.	<u>41.1</u>	<u>32.1</u>	<u>13.9</u>	<u>12.9</u>
44. Respect for parents and other elders..... 44.	<u>52.6</u>	<u>24.3</u>	<u>10.4</u>	<u>12.7</u>
45. Respect for the rights of minority groups.... 45.	<u>52.2</u>	<u>19.0</u>	<u>14.1</u>	<u>14.7</u>
46. Honesty..... 46.	<u>67.0</u>	<u>12.3</u>	<u>7.7</u>	<u>13.0</u>
47. Importance of health and physical fitness.... 47.	<u>67.0</u>	<u>10.5</u>	<u>9.0</u>	<u>13.5</u>
48. Ability to think rationally..... 48.	<u>54.2</u>	<u>16.4</u>	<u>15.4</u>	<u>14.0</u>
49. Preparation for family responsibilities..... 49.	<u>42.2</u>	<u>23.7</u>	<u>19.2</u>	<u>14.9</u>
50. Understanding of methods of science..... 50.	<u>51.8</u>	<u>13.1</u>	<u>20.0</u>	<u>15.1</u>
51. Intelligent purchase and use of goods..... 51.	<u>43.7</u>	<u>22.3</u>	<u>18.7</u>	<u>15.3</u>
52. Appreciation of finer things of life..... 52.	<u>52.2</u>	<u>18.4</u>	<u>14.8</u>	<u>14.6</u>
53. Development of saleable skills..... 53.	<u>37.9</u>	<u>24.7</u>	<u>22.7</u>	<u>14.7</u>

How many of the following items and services do you feel should be provided out of tax funds and at no direct cost to the pupil?

	Yes	No	Can't Say	No Reply
--	-----	----	-----------	----------

54. All books and supplies.....	54.	<u>45.9</u>	<u>44.3</u>	<u>3.9</u>	<u>5.9</u>
55. Free admission to all athletic contests.....	55.	<u>19.5</u>	<u>70.4</u>	<u>3.3</u>	<u>6.8</u>
56. Free admission to school plays, parties, etc.	56.	<u>20.9</u>	<u>68.6</u>	<u>3.2</u>	<u>7.3</u>
57. All athletic equipment.....	57.	<u>58.8</u>	<u>31.5</u>	<u>3.5</u>	<u>6.2</u>
58. All musical instruments.....	58.	<u>37.0</u>	<u>51.1</u>	<u>5.2</u>	<u>6.7</u>
59. Minor health services..(medical and dental examinations, etc.)..	59.	<u>70.5</u>	<u>20.3</u>	<u>5.1</u>	<u>6.1</u>
60. School lunch.....	60.	<u>23.4</u>	<u>63.5</u>	<u>4.5</u>	<u>8.6</u>
61. Do you own your own home?.....	61.	<u>75.1</u>	<u>21.7</u>	<u>0.7</u>	<u>2.5</u>

62. Who filled out this questionnaire? Please check (✓) one or more as is necessary.

<u>1.5</u> No Reply	Father and Mother	<u>22.2</u>
<u>23.2</u> Father	Father and Other	<u>0.3</u>
<u>45.7</u> Mother	Mother and Other	<u>1.3</u>
<u>4.7</u> Other	Father, Mother and Other	<u>1.1</u>

63. What is the total annual income of the immediate family? Please check (✓).

<u>6.1</u> No Reply
<u>22.8</u> Below \$3,000
<u>45.7</u> \$3,000 to \$5,000
<u>25.4</u> Above \$5,000

64. Do you have any further comments about your school or about this questionnaire? If so, please feel free to make them here:

No comments - 54.2

Comments - 45.8

65. (1). _____	67. 0-2.99 _____
(2). _____	3-40.0 _____
(3). _____	68. 0-\$3335 _____
(4). _____	\$3335.01-\$4300 _____
66. 1-2. _____	
3. _____	
4-35. _____	

WHAT DO PARENTS THINK ABOUT KANSAS HIGH SCHOOLS?*

This is a cooperative study being carried on in Kansas this school year. Your local High School, the State Department of Public Instruction, and the State Board for Vocational Education are all cooperating in it. The purpose of this study is to determine how you, as a parent, feel about the job your local High School is doing for your child. You are asked to check (✓) each of the following questions in the "Yes", "No", or "Can't say" column, according to how well you feel your local school is doing. For questions 62 and 63 you are asked to merely check (✓) the correct response or responses. On question 64 please feel free to make whatever comments you desire about your school or about this questionnaire.

Do not sign your name to this questionnaire. We are not interested in a response of a given individual, but rather in the total response of the group and all of the responses for each particular school in the study. You will notice either a number or the name of your High School at the top of this sheet. This is for purposes of identification according to school, and not according to the individual filling out the questionnaire.

We hope you will feel free to make an honest appraisal of your school. Since your response can in no way be identified as belonging to you, you may rest assured of its being kept in strict confidence. After you have completed the questionnaire, place it in the accompanying self-addressed, franked envelope and return it to this office. Thank you in advance for the help you can give us in this study.

		<u>Percentages</u>			
		<u>Yes</u>	<u>No</u>	<u>Can't Say</u>	<u>No Reply</u>
1. In general, are you satisfied with the high school your child attends?.....	1.	<u>62.0</u>	<u>19.7</u>	<u>9.9</u>	<u>1.4</u>
2. In your opinion, are the high school graduates of today as well educated as the high school graduates of twenty-five years ago?...	2.	<u>59.2</u>	<u>28.2</u>	<u>11.3</u>	<u>1.3</u>
Are you satisfied with the job the high school your child attends is doing in teaching its students what they need to know in each of the following subjects?					
3. English.....	3.	<u>64.8</u>	<u>22.5</u>	<u>5.6</u>	<u>7.1</u>
4. Mathematics.....	4.	<u>70.4</u>	<u>12.7</u>	<u>8.4</u>	<u>8.5</u>
5. History.....	5.	<u>67.6</u>	<u>16.9</u>	<u>5.6</u>	<u>9.9</u>
6. Science.....	6.	<u>69.0</u>	<u>11.3</u>	<u>8.9</u>	<u>9.8</u>
7. Penmanship.....	7.	<u>42.2</u>	<u>38.0</u>	<u>8.4</u>	<u>11.4</u>
8. Spelling.....	8.	<u>42.2</u>	<u>40.8</u>	<u>7.0</u>	<u>10.0</u>
9. Reading.....	9.	<u>63.4</u>	<u>18.3</u>	<u>7.0</u>	<u>11.3</u>
10. Do you think teachers' salaries are high enough?.....	10.	<u>42.2</u>	<u>25.4</u>	<u>25.4</u>	<u>7.0</u>
11. Would you be in favor of raising teachers' salaries, even if it meant an increase in your school taxes?.....	11.	<u>35.2</u>	<u>36.6</u>	<u>23.9</u>	<u>4.3</u>

*Responses of 71 sets of parents who did not attend any school functions during the school year 1952-53.

		<u>Yes</u>	<u>No</u>	<u>Can't Say</u>	<u>No Reply</u>	
12.	Have you talked with any of your child's teachers within the past twelve months about his progress in school?.....	12.	<u>31.0</u>	<u>67.6</u>	<u>1.4</u>	<u>0.0</u>
13.	Did you vote in the last school election?....	13.	<u>39.4</u>	<u>57.7</u>	<u>0.0</u>	<u>2.9</u>
14.	Do you feel welcome when you visit the high school your child attends?.....	14.	<u>67.6</u>	<u>12.7</u>	<u>15.5</u>	<u>4.2</u>
15.	Do you feel teachers in your child's school are as well trained as were the high school teachers of twenty-five years ago?.....	15.	<u>59.2</u>	<u>25.4</u>	<u>15.4</u>	<u>0.0</u>
16.	In Kansas all children are required to attend school until they complete the eighth grade or until they reach their sixteenth birthday if they are physically and mentally able to do so. Do you think this is a good requirement?.....	16.	<u>94.4</u>	<u>4.2</u>	<u>1.4</u>	<u>0.0</u>
17.	Have you attended any school event, such as basketball games, football games, plays or concerts, within the past twelve months?.....	17.	<u>0.0</u>	<u>100.0</u>	<u>0.0</u>	<u>0.0</u>
18.	Do you think the teaching methods in the high school your child attends are as good as the teaching methods used in high schools of twenty-five years ago?.....	18.	<u>57.7</u>	<u>26.8</u>	<u>12.7</u>	<u>2.8</u>
19.	Would you like to see more courses offered in your high school that would train your child in a job or trade at which he could earn his living?.....	19.	<u>78.9</u>	<u>14.1</u>	<u>5.6</u>	<u>1.4</u>
20.	Would you like to have your child given more help by the high school in choosing his life work?.....	20.	<u>70.4</u>	<u>16.9</u>	<u>12.7</u>	<u>0.0</u>
21.	Is the high school your child attends strict enough in its discipline?.....	21.	<u>51.1</u>	<u>25.4</u>	<u>19.7</u>	<u>2.8</u>
22.	Would you like to have your child given more help by the high school in solving whatever personal, social, and educational problems he may face?.....	22.	<u>59.2</u>	<u>19.7</u>	<u>18.3</u>	<u>2.8</u>
23.	Do you feel that athletics are being over emphasized in the school your child attends?..	23.	<u>35.2</u>	<u>50.7</u>	<u>12.7</u>	<u>1.4</u>
24.	Are you satisfied with the grading system used in the high school your child attends?..	24.	<u>73.2</u>	<u>22.5</u>	<u>4.3</u>	<u>0.0</u>

	<u>Yes</u>	<u>No</u>	<u>Can't Say</u>	<u>No Reply</u>
25. Have you visited any classes in the school your child attends within the past twelve months?. 25.	<u>9.9</u>	<u>87.3</u>	<u>1.4</u>	<u>1.4</u>

The best possible education cannot be provided for your child or children without your financial and moral support. In addition to the basic school subjects offered, look over the list below and check (✓) the opportunities you would want and would be willing to pay for in extra taxes, if necessary, for your child.

26. More information about, and training in jobs of pupil's choice...(Vocational Education)... 26.	<u>60.6</u>	<u>23.9</u>	<u>5.6</u>	<u>9.9</u>
27. Information about home and family living..... 27.	<u>50.7</u>	<u>31.0</u>	<u>7.0</u>	<u>11.3</u>
28. Participation in interscholastic athletics... 28.	<u>14.1</u>	<u>56.3</u>	<u>16.9</u>	<u>12.7</u>
29. Driver training..... 29.	<u>63.4</u>	<u>19.7</u>	<u>5.6</u>	<u>11.3</u>
30. Training in public speaking..... 30.	<u>46.5</u>	<u>38.0</u>	<u>5.6</u>	<u>9.9</u>
31. Participation in school clubs..... 31.	<u>22.5</u>	<u>56.3</u>	<u>9.9</u>	<u>11.3</u>
32. Training and participation in music and art.. 32.	<u>38.0</u>	<u>43.7</u>	<u>7.0</u>	<u>11.3</u>
33. Training in responsibilities and privileges of citizenship..... 33.	<u>53.5</u>	<u>28.2</u>	<u>4.2</u>	<u>14.1</u>
34. Training in use of foreign language..... 34.	<u>23.9</u>	<u>53.5</u>	<u>11.3</u>	<u>11.3</u>

Are you satisfied with the job the high school your child attends is doing in teaching its students what they need to know in each of the following areas:

35. Appreciation of the democratic way of life... 35.	<u>57.7</u>	<u>16.9</u>	<u>16.9</u>	<u>8.5</u>
36. Ability to get along with others..... 36.	<u>73.2</u>	<u>16.9</u>	<u>4.2</u>	<u>5.7</u>
37. Information about jobs of pupil's choice..... 37.	<u>33.8</u>	<u>39.4</u>	<u>16.9</u>	<u>9.9</u>
38. Appreciation of the value of money..... 38.	<u>40.8</u>	<u>40.8</u>	<u>8.4</u>	<u>10.0</u>
39. Good sportsmanship..... 39.	<u>70.4</u>	<u>11.3</u>	<u>8.4</u>	<u>9.9</u>
40. Good citizenship..... 40.	<u>73.2</u>	<u>11.3</u>	<u>7.0</u>	<u>8.5</u>
41. Politeness and manners..... 41.	<u>57.7</u>	<u>29.6</u>	<u>5.6</u>	<u>7.1</u>
42. Discipline..... 42.	<u>59.2</u>	<u>25.4</u>	<u>5.6</u>	<u>9.8</u>
43. Worthy use of leisure time..... 43.	<u>38.0</u>	<u>36.6</u>	<u>15.5</u>	<u>9.9</u>
44. Respect for parents and other elders..... 44.	<u>60.6</u>	<u>22.5</u>	<u>9.9</u>	<u>7.0</u>
45. Respect for the rights of minority groups.... 45.	<u>51.1</u>	<u>22.5</u>	<u>12.7</u>	<u>12.7</u>
46. Honesty..... 46.	<u>71.8</u>	<u>11.3</u>	<u>7.0</u>	<u>9.9</u>
47. Importance of health and physical fitness.... 47.	<u>70.4</u>	<u>12.7</u>	<u>9.9</u>	<u>7.0</u>
48. Ability to think rationally..... 48.	<u>53.5</u>	<u>23.9</u>	<u>11.3</u>	<u>11.3</u>
49. Preparation for family responsibilities..... 49.	<u>53.5</u>	<u>26.8</u>	<u>9.9</u>	<u>9.8</u>
50. Understanding of methods of science..... 50.	<u>50.7</u>	<u>21.1</u>	<u>15.5</u>	<u>12.7</u>
51. Intelligent purchase and use of goods..... 51.	<u>56.3</u>	<u>22.5</u>	<u>11.3</u>	<u>9.9</u>
52. Appreciation of finer things of life..... 52.	<u>49.3</u>	<u>22.5</u>	<u>16.9</u>	<u>11.3</u>
53. Development of saleable skills..... 53.	<u>45.1</u>	<u>26.8</u>	<u>16.9</u>	<u>11.2</u>

How many of the following items and services do you feel should be provided out of tax funds and at no direct cost to the pupil?

		<u>Yes</u>	<u>No</u>	<u>Can't Say</u>	<u>No Reply</u>
54. All books and supplies.....	54.	<u>48.5</u>	<u>38.6</u>	<u>9.9</u>	<u>7.0</u>
55. Free admission to all athletic contests.....	55.	<u>28.8</u>	<u>57.7</u>	<u>5.6</u>	<u>9.9</u>
56. Free admission to school plays, parties, etc.	56.	<u>23.9</u>	<u>57.7</u>	<u>8.4</u>	<u>10.0</u>
57. All athletic equipment.....	57.	<u>43.7</u>	<u>40.8</u>	<u>8.4</u>	<u>7.1</u>
58. All musical instruments.....	58.	<u>40.8</u>	<u>38.0</u>	<u>9.9</u>	<u>11.3</u>
59. Minor health services..(medical and dental examinations, etc.)..	59.	<u>71.8</u>	<u>18.3</u>	<u>1.4</u>	<u>8.5</u>
60. School lunch.....	60.	<u>39.4</u>	<u>36.6</u>	<u>9.9</u>	<u>14.1</u>
61. Do you own your own home?.....	61.	<u>70.4</u>	<u>23.9</u>	<u>1.4</u>	<u>4.3</u>

62. Who filled out this questionnaire? Please check (✓) one or more as is necessary.

<u>1.5</u>	No Reply	Father and Mother	<u>12.7</u>
<u>16.9</u>	Father	Father and Other	<u>1.4</u>
<u>48.5</u>	Mother	Mother and Other	<u>8.4</u>
<u>7.0</u>	Other	Father, Mother and Other	<u>5.6</u>

63. What is the total annual income of the immediate family? Please check (✓).

<u>7.1</u>	No Reply
<u>42.2</u>	Below \$3,000
<u>40.8</u>	\$3,000 to \$5,000
<u>9.9</u>	Above \$5,000

64. Do you have any further comments about your school or about this questionnaire? If so, please feel free to make them here:

No comments - 56.3

Comments - 43.7

65. (1). _____	67. 0-2.99 _____
(2). _____	3-40.0 _____
(3). _____	68. 0-\$3335 _____
(4). _____	\$3335.01-\$4300 _____
66. 1-2. _____	
3. _____	
4-35. _____	

WHAT DO PARENTS THINK ABOUT KANSAS HIGH SCHOOLS? *

This is a cooperative study being carried on in Kansas this school year. Your local High School, the State Department of Public Instruction, and the State Board for Vocational Education are all cooperating in it. The purpose of this study is to determine how you, as a parent, feel about the job your local High School is doing for your child. You are asked to check (✓) each of the following questions in the "Yes", "No", or "Can't say" column, according to how well you feel your local school is doing. For questions 62 and 63 you are asked to merely check (✓) the correct response or responses. On question 64 please feel free to make whatever comments you desire about your school or about this questionnaire.

Do not sign your name to this questionnaire. We are not interested in a response of a given individual, but rather in the total response of the group and all of the responses for each particular school in the study. You will notice either a number or the name of your High School at the top of this sheet. This is for purposes of identification according to school, and not according to the individual filling out the questionnaire.

We hope you will feel free to make an honest appraisal of your school. Since your response can in no way be identified as belonging to you, you may rest assured of its being kept in strict confidence. After you have completed the questionnaire, place it in the accompanying self-addressed, franked envelope and return it to this office. Thank you in advance for the help you can give us in this study.

		<u>Percentages</u>			
		<u>Yes</u>	<u>No</u>	<u>Can't Say</u>	<u>No Reply</u>
1.	In general, are you satisfied with the high school your child attends?.....	1. <u>74.6</u>	<u>19.7</u>	<u>3.7</u>	<u>2.0</u>
2.	In your opinion, are the high school graduates of today as well educated as the high school graduates of twenty-five years ago?...	2. <u>69.1</u>	<u>20.7</u>	<u>8.7</u>	<u>1.5</u>
Are you satisfied with the job the high school your child attends is doing in teaching its students what they need to know in each of the following subjects?					
3.	English.....	3. <u>71.1</u>	<u>19.2</u>	<u>3.7</u>	<u>6.0</u>
4.	Mathematics.....	4. <u>70.7</u>	<u>18.9</u>	<u>4.5</u>	<u>5.9</u>
5.	History.....	5. <u>78.3</u>	<u>11.0</u>	<u>4.3</u>	<u>6.4</u>
6.	Science.....	6. <u>73.6</u>	<u>10.7</u>	<u>7.9</u>	<u>7.8</u>
7.	Penmanship.....	7. <u>38.6</u>	<u>45.8</u>	<u>7.4</u>	<u>8.2</u>
8.	Spelling.....	8. <u>42.3</u>	<u>45.3</u>	<u>4.8</u>	<u>7.6</u>
9.	Reading.....	9. <u>59.5</u>	<u>25.6</u>	<u>6.4</u>	<u>8.5</u>
10.	Do you think teachers' salaries are high enough?.....	10. <u>42.6</u>	<u>38.3</u>	<u>14.5</u>	<u>4.6</u>
11.	Would you be in favor of raising teachers' salaries, even if it meant an increase in your school taxes?.....	11. <u>42.3</u>	<u>39.5</u>	<u>12.7</u>	<u>5.5</u>

*Responses of 598 sets of parents who voted in the last school election.

		<u>Yes</u>	<u>No</u>	<u>Can't Say</u>	<u>No Reply</u>	
12.	Have you talked with any of your child's teachers within the past twelve months about his progress in school?.....	12.	<u>69.6</u>	<u>29.4</u>	<u>0.3</u>	<u>0.7</u>
13.	Did you vote in the last school election?....	13.	<u>100.0</u>	<u>0.0</u>	<u>0.0</u>	<u>0.0</u>
14.	Do you feel welcome when you visit the high school your child attends?.....	14.	<u>81.4</u>	<u>8.7</u>	<u>7.7</u>	<u>2.2</u>
15.	Do you feel teachers in your child's school are as well trained as were the high school teachers of twenty-five years ago?.....	15.	<u>76.9</u>	<u>11.0</u>	<u>10.9</u>	<u>1.2</u>
16.	In Kansas all children are required to attend school until they complete the eighth grade or until they reach their sixteenth birthday if they are physically and mentally able to do so. Do you think this is a good requirement?.....	16.	<u>96.3</u>	<u>2.2</u>	<u>0.7</u>	<u>0.8</u>
17.	Have you attended any school event, such as basketball games, football games, plays or concerts, within the past twelve months?.....	17.	<u>94.5</u>	<u>4.7</u>	<u>0.2</u>	<u>0.6</u>
18.	Do you think the teaching methods in the high school your child attends are as good as the teaching methods used in high schools of twenty-five years ago?.....	18.	<u>67.6</u>	<u>16.2</u>	<u>15.1</u>	<u>1.1</u>
19.	Would you like to see more courses offered in your high school that would train your child in a job or trade at which he could earn his living?.....	19.	<u>75.9</u>	<u>15.4</u>	<u>6.7</u>	<u>2.0</u>
20.	Would you like to have your child given more help by the high school in choosing his life work?.....	20.	<u>71.4</u>	<u>15.9</u>	<u>10.2</u>	<u>2.5</u>
21.	Is the high school your child attends strict enough in its discipline?.....	21.	<u>60.9</u>	<u>27.8</u>	<u>10.0</u>	<u>1.3</u>
22.	Would you like to have your child given more help by the high school in solving whatever personal, social, and educational problems he may face?.....	22.	<u>61.2</u>	<u>22.9</u>	<u>13.0</u>	<u>2.9</u>
23.	Do you feel that athletics are being over emphasized in the school your child attends?..	23.	<u>36.5</u>	<u>55.5</u>	<u>6.4</u>	<u>1.6</u>
24.	Are you satisfied with the grading system used in the high school your child attends?..	24.	<u>75.3</u>	<u>19.1</u>	<u>4.3</u>	<u>1.3</u>

	<u>Yes</u>	<u>No</u>	<u>Can't Say</u>	<u>No Reply</u>
25. Have you visited any classes in the school your child attends within the past twelve months?. 25.	<u>30.4</u>	<u>67.2</u>	<u>0.8</u>	<u>1.6</u>

The best possible education cannot be provided for your child or children without your financial and moral support. In addition to the basic school subjects offered, look over the list below and check (✓) the opportunities you would want and would be willing to pay for in extra taxes, if necessary, for your child.

26. More information about, and training in jobs of pupil's choice...(Vocational Education)... 26.	<u>69.6</u>	<u>18.6</u>	<u>4.5</u>	<u>7.3</u>
27. Information about home and family living..... 27.	<u>49.3</u>	<u>36.3</u>	<u>6.2</u>	<u>8.2</u>
28. Participation in interscholastic athletics... 28.	<u>25.3</u>	<u>58.0</u>	<u>7.9</u>	<u>8.8</u>
29. Driver training..... 29.	<u>62.7</u>	<u>26.9</u>	<u>3.0</u>	<u>7.4</u>
30. Training in public speaking..... 30.	<u>65.4</u>	<u>22.4</u>	<u>3.5</u>	<u>8.7</u>
31. Participation in school clubs..... 31.	<u>30.4</u>	<u>53.0</u>	<u>7.4</u>	<u>9.2</u>
32. Training and participation in music and art.. 32.	<u>57.4</u>	<u>29.1</u>	<u>5.2</u>	<u>8.3</u>
33. Training in responsibilities and privileges of citizenship..... 33.	<u>70.0</u>	<u>17.1</u>	<u>4.7</u>	<u>8.2</u>
34. Training in use of foreign language..... 34.	<u>34.4</u>	<u>47.2</u>	<u>9.5</u>	<u>8.9</u>

Are you satisfied with the job the high school your child attends is doing in teaching its students what they need to know in each of the following areas:

35. Appreciation of the democratic way of life... 35.	<u>63.2</u>	<u>16.1</u>	<u>9.7</u>	<u>11.0</u>
36. Ability to get along with others..... 36.	<u>67.1</u>	<u>17.7</u>	<u>6.5</u>	<u>8.7</u>
37. Information about jobs of pupil's choice..... 37.	<u>43.0</u>	<u>32.1</u>	<u>13.0</u>	<u>11.9</u>
38. Appreciation of the value of money..... 38.	<u>38.0</u>	<u>33.8</u>	<u>12.9</u>	<u>11.4</u>
39. Good sportsmanship..... 39.	<u>71.4</u>	<u>13.5</u>	<u>5.9</u>	<u>9.2</u>
40. Good citizenship..... 40.	<u>71.2</u>	<u>12.9</u>	<u>5.9</u>	<u>10.0</u>
41. Politeness and manners..... 41.	<u>49.7</u>	<u>33.3</u>	<u>7.7</u>	<u>9.3</u>
42. Discipline..... 42.	<u>55.9</u>	<u>25.4</u>	<u>7.5</u>	<u>11.2</u>
43. Worthy use of leisure time..... 43.	<u>40.8</u>	<u>33.8</u>	<u>13.4</u>	<u>12.0</u>
44. Respect for parents and other elders..... 44.	<u>52.5</u>	<u>26.6</u>	<u>9.2</u>	<u>11.7</u>
45. Respect for the rights of minority groups.... 45.	<u>53.8</u>	<u>21.4</u>	<u>12.0</u>	<u>12.8</u>
46. Honesty..... 46.	<u>67.4</u>	<u>13.9</u>	<u>7.2</u>	<u>11.5</u>
47. Importance of health and physical fitness.... 47.	<u>68.2</u>	<u>11.7</u>	<u>8.5</u>	<u>11.6</u>
48. Ability to think rationally..... 48.	<u>55.7</u>	<u>17.9</u>	<u>13.9</u>	<u>12.5</u>
49. Preparation for family responsibilities..... 49.	<u>43.5</u>	<u>26.6</u>	<u>16.9</u>	<u>13.0</u>
50. Understanding of methods of science..... 50.	<u>51.8</u>	<u>15.6</u>	<u>18.6</u>	<u>14.0</u>
51. Intelligent purchase and use of goods..... 51.	<u>42.6</u>	<u>25.8</u>	<u>17.6</u>	<u>14.0</u>
52. Appreciation of finer things of life..... 52.	<u>52.0</u>	<u>20.1</u>	<u>14.2</u>	<u>13.7</u>
53. Development of saleable skills..... 53.	<u>36.8</u>	<u>29.3</u>	<u>20.9</u>	<u>13.0</u>

How many of the following items and services do you feel should be provided out of tax funds and at no direct cost to the pupil?

		<u>Yes</u>	<u>No</u>	<u>Can't Say</u>	<u>No Reply</u>
54. All books and supplies.....	54.	<u>43.1</u>	<u>47.2</u>	<u>4.3</u>	<u>5.4</u>
55. Free admission to all athletic contests.....	55.	<u>18.1</u>	<u>72.2</u>	<u>3.3</u>	<u>6.4</u>
56. Free admission to school plays, parties, etc.	56.	<u>21.2</u>	<u>68.2</u>	<u>3.8</u>	<u>6.8</u>
57. All athletic equipment.....	57.	<u>58.9</u>	<u>32.8</u>	<u>3.2</u>	<u>5.1</u>
58. All musical instruments.....	58.	<u>34.9</u>	<u>53.3</u>	<u>5.9</u>	<u>5.9</u>
59. Minor health services..(medical and dental examinations, etc.)..	59.	<u>69.6</u>	<u>21.4</u>	<u>3.7</u>	<u>5.3</u>
60. School lunch.....	60.	<u>22.7</u>	<u>64.0</u>	<u>4.3</u>	<u>9.0</u>
61. Do you own your own home?.....	61.	<u>80.6</u>	<u>18.2</u>	<u>0.7</u>	<u>2.5</u>

62. Who filled out this questionnaire? Please check (✓) one or more as is necessary.

<u>1.1</u>	No Reply	Father and Mother	<u>21.4</u>
<u>26.9</u>	Father	Father and Other	<u>0.7</u>
<u>44.0</u>	Mother	Mother and Other	<u>0.3</u>
<u>4.3</u>	Other	Father, Mother and Other	<u>1.3</u>

63. What is the total annual income of the immediate family? Please check (✓).

<u>5.5</u>	No Reply
<u>19.9</u>	Below \$3,000
<u>46.8</u>	\$3,000 to \$5,000
<u>27.8</u>	Above \$5,000

64. Do you have any further comments about your school or about this questionnaire? If so, please feel free to make them here:

No comments - 48.3

Comments - 51.7

65. (1). _____	67. 0-2.99 _____
(2). _____	3-40.0 _____
(3). _____	68. 0-\$3335 _____
(4). _____	\$3335.01-\$4300 _____
66. 1-2. _____	
3. _____	
4-35. _____	

WHAT DO PARENTS THINK ABOUT KANSAS HIGH SCHOOLS? *

This is a cooperative study being carried on in Kansas this school year. Your local High School, the State Department of Public Instruction, and the State Board for Vocational Education are all cooperating in it. The purpose of this study is to determine how you, as a parent, feel about the job your local High School is doing for your child. You are asked to check (✓) each of the following questions in the "Yes", "No", or "Can't say" column, according to how well you feel your local school is doing. For questions 62 and 63 you are asked to merely check (✓) the correct response or responses. On question 64 please feel free to make whatever comments you desire about your school or about this questionnaire.

Do not sign your name to this questionnaire. We are not interested in a response of a given individual, but rather in the total response of the group and all of the responses for each particular school in the study. You will notice either a number or the name of your High School at the top of this sheet. This is for purposes of identification according to school, and not according to the individual filling out the questionnaire.

We hope you will feel free to make an honest appraisal of your school. Since your response can in no way be identified as belonging to you, you may rest assured of its being kept in strict confidence. After you have completed the questionnaire, place it in the accompanying self-addressed, franked envelope and return it to this office. Thank you in advance for the help you can give us in this study.

		Percentages			
		Yes	No	Can't Say	No Reply
1.	In general, are you satisfied with the high school your child attends?.....	1. 83.4	10.9	4.0	1.7
2.	In your opinion, are the high school graduates of today as well educated as the high school graduates of twenty-five years ago?...	2. 70.6	17.1	10.3	2.0
Are you satisfied with the job the high school your child attends is doing in teaching its students what they need to know in each of the following subjects?					
3.	English.....	3. 70.3	14.9	5.7	9.1
4.	Mathematics.....	4. 71.4	13.1	6.6	8.9
5.	History.....	5. 78.0	8.0	5.1	8.9
6.	Science.....	6. 69.1	10.6	10.0	10.3
7.	Penmanship.....	7. 46.6	33.4	10.0	10.0
8.	Spelling.....	8. 42.9	36.9	10.6	9.6
9.	Reading.....	9. 61.7	19.1	10.3	8.9
10.	Do you think teachers' salaries are high enough?.....	10. 45.7	30.9	18.3	5.1
11.	Would you be in favor of raising teachers' salaries, even if it meant an increase in your school taxes?.....	11. 31.7	43.7	19.4	5.2

*Responses of 350 sets of parents who did not vote in the last school election.

		<u>Yes</u>	<u>No</u>	<u>Can't</u> <u>Say</u>	<u>No</u> <u>Reply</u>	
12.	Have you talked with any of your child's teachers within the past twelve months about his progress in school?.....	12.	<u>48.6</u>	<u>50.6</u>	<u>0.3</u>	<u>0.5</u>
13.	Did you vote in the last school election?....	13.	<u>0.0</u>	<u>100.0</u>	<u>0.0</u>	<u>0.0</u>
14.	Do you feel welcome when you visit the high school your child attends?.....	14.	<u>74.3</u>	<u>6.0</u>	<u>16.3</u>	<u>3.4</u>
15.	Do you feel teachers in your child's school are as well trained as were the high school teachers of twenty-five years ago?.....	15.	<u>74.6</u>	<u>10.3</u>	<u>13.4</u>	<u>1.7</u>
16.	In Kansas all children are required to attend school until they complete the eighth grade or until they reach their sixteenth birthday if they are physically and mentally able to do so. Do you think this is a good requirement?.....	16.	<u>97.7</u>	<u>1.7</u>	<u>0.6</u>	<u>0.0</u>
17.	Have you attended any school event, such as basketball games, football games, plays or concerts, within the past twelve months?.....	17.	<u>88.0</u>	<u>11.7</u>	<u>0.3</u>	<u>0.0</u>
18.	Do you think the teaching methods in the high school your child attends are as good as the teaching methods used in high schools of twenty-five years ago?.....	18.	<u>70.3</u>	<u>11.4</u>	<u>16.3</u>	<u>2.0</u>
19.	Would you like to see more courses offered in your high school that would train your child in a job or trade at which he could earn his living?.....	19.	<u>84.6</u>	<u>7.7</u>	<u>6.3</u>	<u>1.4</u>
20.	Would you like to have your child given more help by the high school in choosing his life work?.....	20.	<u>68.3</u>	<u>17.1</u>	<u>13.7</u>	<u>0.9</u>
21.	Is the high school your child attends strict enough in its discipline?.....	21.	<u>52.6</u>	<u>29.1</u>	<u>16.6</u>	<u>1.7</u>
22.	Would you like to have your child given more help by the high school in solving whatever personal, social, and educational problems he may face?.....	22.	<u>63.7</u>	<u>18.6</u>	<u>15.1</u>	<u>2.6</u>
23.	Do you feel that athletics are being over emphasized in the school your child attends?..	23.	<u>30.9</u>	<u>60.0</u>	<u>8.6</u>	<u>0.5</u>
24.	Are you satisfied with the grading system used in the high school your child attends?..	24.	<u>76.3</u>	<u>16.3</u>	<u>6.3</u>	<u>1.1</u>

	<u>Yes</u>	<u>No</u>	<u>Can't Say</u>	<u>No Reply</u>
25. Have you visited any classes in the school your child attends within the past twelve months? 25.	<u>16.6</u>	<u>82.3</u>	<u>0.3</u>	<u>0.8</u>

The best possible education cannot be provided for your child or children without your financial and moral support. In addition to the basic school subjects offered, look over the list below and check (✓) the opportunities you would want and would be willing to pay for in extra taxes, if necessary, for your child.

26. More information about, and training in jobs of pupil's choice...(Vocational Education)... 26.	<u>64.6</u>	<u>20.6</u>	<u>7.4</u>	<u>7.4</u>
27. Information about home and family living..... 27.	<u>46.9</u>	<u>37.7</u>	<u>6.9</u>	<u>8.5</u>
28. Participation in interscholastic athletics... 28.	<u>24.9</u>	<u>53.1</u>	<u>12.3</u>	<u>9.7</u>
29. Driver training..... 29.	<u>68.3</u>	<u>19.1</u>	<u>3.4</u>	<u>9.2</u>
30. Training in public speaking..... 30.	<u>60.0</u>	<u>25.4</u>	<u>6.9</u>	<u>7.7</u>
31. Participation in school clubs..... 31.	<u>28.9</u>	<u>50.3</u>	<u>11.4</u>	<u>9.4</u>
32. Training and participation in music and art.. 32.	<u>53.4</u>	<u>31.7</u>	<u>5.4</u>	<u>9.5</u>
33. Training in responsibilities and privileges of citizenship..... 33.	<u>65.4</u>	<u>19.7</u>	<u>5.4</u>	<u>9.5</u>
34. Training in use of foreign language..... 34.	<u>29.4</u>	<u>49.4</u>	<u>11.2</u>	<u>10.0</u>

Are you satisfied with the job the high school your child attends is doing in teaching its students what they need to know in each of the following areas:

35. Appreciation of the democratic way of life... 35.	<u>60.6</u>	<u>15.4</u>	<u>13.7</u>	<u>10.3</u>
36. Ability to get along with others..... 36.	<u>66.0</u>	<u>18.0</u>	<u>7.7</u>	<u>8.3</u>
37. Information about jobs of pupil's choice..... 37.	<u>40.3</u>	<u>29.4</u>	<u>18.9</u>	<u>11.4</u>
38. Appreciation of the value of money..... 38.	<u>42.3</u>	<u>32.0</u>	<u>14.9</u>	<u>10.8</u>
39. Good sportsmanship..... 39.	<u>70.3</u>	<u>13.1</u>	<u>7.4</u>	<u>9.2</u>
40. Good citizenship..... 40.	<u>72.9</u>	<u>10.9</u>	<u>7.4</u>	<u>8.8</u>
41. Politeness and manners..... 41.	<u>58.3</u>	<u>24.0</u>	<u>8.0</u>	<u>9.7</u>
42. Discipline..... 42.	<u>56.9</u>	<u>24.6</u>	<u>8.3</u>	<u>10.2</u>
43. Worthy use of leisure time..... 43.	<u>42.3</u>	<u>30.3</u>	<u>16.9</u>	<u>10.5</u>
44. Respect for parents and other elders..... 44.	<u>56.3</u>	<u>19.7</u>	<u>13.4</u>	<u>10.6</u>
45. Respect for the rights of minority groups.... 45.	<u>51.1</u>	<u>16.6</u>	<u>18.3</u>	<u>14.0</u>
46. Honesty..... 46.	<u>70.6</u>	<u>8.9</u>	<u>8.5</u>	<u>12.0</u>
47. Importance of health and physical fitness.... 47.	<u>68.3</u>	<u>9.7</u>	<u>10.3</u>	<u>11.7</u>
48. Ability to think rationally..... 48.	<u>55.1</u>	<u>15.7</u>	<u>17.4</u>	<u>11.8</u>
49. Preparation for family responsibilities..... 49.	<u>43.1</u>	<u>20.0</u>	<u>23.1</u>	<u>13.8</u>
50. Understanding of methods of science..... 50.	<u>52.0</u>	<u>12.3</u>	<u>22.0</u>	<u>13.7</u>
51. Intelligent purchase and use of goods..... 51.	<u>49.1</u>	<u>17.4</u>	<u>20.3</u>	<u>13.2</u>
52. Appreciation of finer things of life..... 52.	<u>54.3</u>	<u>16.9</u>	<u>16.6</u>	<u>12.2</u>
53. Development of saleable skills..... 53.	<u>42.0</u>	<u>18.9</u>	<u>26.0</u>	<u>13.1</u>

How many of the following items and services do you feel should be provided out of tax funds and at no direct cost to the pupil?

	Yes	No	Can't Say	No Reply
--	-----	----	-----------	----------

54. All books and supplies.....	54.	<u>50.5</u>	<u>40.0</u>	<u>4.3</u>	<u>5.2</u>
55. Free admission to all athletic contests.....	55.	<u>24.3</u>	<u>65.7</u>	<u>3.4</u>	<u>6.6</u>
56. Free admission to school plays, parties, etc.	56.	<u>21.7</u>	<u>67.7</u>	<u>3.1</u>	<u>7.5</u>
57. All athletic equipment.....	57.	<u>57.7</u>	<u>31.1</u>	<u>4.6</u>	<u>6.6</u>
58. All musical instruments.....	58.	<u>41.7</u>	<u>45.1</u>	<u>6.0</u>	<u>7.3</u>
59. Minor health services..(medical and dental examinations, etc.)..	59.	<u>74.6</u>	<u>16.6</u>	<u>2.6</u>	<u>6.2</u>
60. School lunch.....	60.	<u>28.0</u>	<u>57.4</u>	<u>6.0</u>	<u>8.6</u>
61. Do you own your own home?.....	61.	<u>66.0</u>	<u>31.1</u>	<u>0.6</u>	<u>2.3</u>

62. Who filled out this questionnaire? Please check (✓) one or more as is necessary.

<u>2.5</u>	No Reply	Father and Mother	<u>22.6</u>
<u>16.0</u>	Father	Father and Other	<u>0.0</u>
<u>46.6</u>	Mother	Mother and Other	<u>4.0</u>
<u>6.6</u>	Other	Father, Mother and Other	<u>1.7</u>

63. What is the total annual income of the immediate family? Please check (✓).

<u>5.3</u>	No Reply
<u>32.9</u>	Below \$3,000
<u>42.9</u>	\$3,000 to \$5,000
<u>18.9</u>	Above \$5,000

64. Do you have any further comments about your school or about this questionnaire? If so, please feel free to make them here:

No comments - 64.9

Comments - 35.1

65. (1). _____	67. 0-2.99 _____
(2). _____	3-40.0 _____
(3). _____	68. 0-\$3335 _____
(4). _____	\$3335.01-\$4300 _____
66. 1-2. _____	
3. _____	
4-35. _____	

WHAT DO PARENTS THINK ABOUT KANSAS HIGH SCHOOLS? *

This is a cooperative study being carried on in Kansas this school year. Your local High School, the State Department of Public Instruction, and the State Board for Vocational Education are all cooperating in it. The purpose of this study is to determine how you, as a parent, feel about the job your local High School is doing for your child. You are asked to check (✓) each of the following questions in the "Yes", "No", or "Can't say" column, according to how well you feel your local school is doing. For questions 62 and 63 you are asked to merely check (✓) the correct response or responses. On question 64 please feel free to make whatever comments you desire about your school or about this questionnaire.

Do not sign your name to this questionnaire. We are not interested in a response of a given individual, but rather in the total response of the group and all of the responses for each particular school in the study. You will notice either a number or the name of your High School at the top of this sheet. This is for purposes of identification according to school, and not according to the individual filling out the questionnaire.

We hope you will feel free to make an honest appraisal of your school. Since your response can in no way be identified as belonging to you, you may rest assured of its being kept in strict confidence. After you have completed the questionnaire, place it in the accompanying self-addressed, franked envelope and return it to this office. Thank you in advance for the help you can give us in this study.

		Percentages			
		Yes	No	Can't Say	No Reply
1.	In general, are you satisfied with the high school your child attends?.....	1. 74.3	18.5	4.4	2.8
2.	In your opinion, are the high school graduates of today as well educated as the high school graduates of twenty-five years ago?...	2. 67.5	20.9	8.2	2.4
Are you satisfied with the job the high school your child attends is doing in teaching its students what they need to know in each of the following subjects?					
3.	English.....	3. 71.5	18.5	3.2	6.8
4.	Mathematics.....	4. 71.1	18.5	4.4	6.0
5.	History.....	5. 78.3	10.0	4.8	6.9
6.	Science.....	6. 74.7	12.9	4.8	7.6
7.	Penmanship.....	7. 45.8	42.2	4.4	7.6
8.	Spelling.....	8. 45.8	44.2	3.2	6.8
9.	Reading.....	9. 61.8	26.1	4.8	7.3
10.	Do you think teachers' salaries are high enough?.....	10. 41.0	44.2	10.8	4.0
11.	Would you be in favor of raising teachers' salaries, even if it meant an increase in your school taxes?.....	11. 47.4	37.3	10.0	5.3

*Responses of 249 sets of parents who visited high school classes during the school year 1952-53.

		<u>Yes</u>	<u>No</u>	<u>Can't Say</u>	<u>No Reply</u>	
12.	Have you talked with any of your child's teachers within the past twelve months about his progress in school?.....	12.	<u>86.3</u>	<u>13.3</u>	<u>0.0</u>	<u>0.4</u>
13.	Did you vote in the last school election?....	13.	<u>73.1</u>	<u>23.3</u>	<u>0.4</u>	<u>3.2</u>
14.	Do you feel welcome when you visit the high school your child attends?.....	14.	<u>88.8</u>	<u>5.6</u>	<u>4.4</u>	<u>1.2</u>
15.	Do you feel teachers in your child's school are as well trained as were the high school teachers of twenty-five years ago?.....	15.	<u>77.5</u>	<u>12.0</u>	<u>8.4</u>	<u>2.1</u>
16.	In Kansas all children are required to attend school until they complete the eighth grade or until they reach their sixteenth birthday if they are physically and mentally able to do so. Do you think this is a good requirement?.....	16.	<u>97.6</u>	<u>2.0</u>	<u>0.0</u>	<u>0.4</u>
17.	Have you attended any school event, such as basketball games, football games, plays or concerts, within the past twelve months?.....	17.	<u>96.8</u>	<u>2.8</u>	<u>0.4</u>	<u>0.0</u>
18.	Do you think the teaching methods in the high school your child attends are as good as the teaching methods used in high schools of twenty-five years ago?.....	18.	<u>69.1</u>	<u>18.1</u>	<u>11.2</u>	<u>1.6</u>
19.	Would you like to see more courses offered in your high school that would train your child in a job or trade at which he could earn his living?.....	19.	<u>84.3</u>	<u>10.0</u>	<u>4.4</u>	<u>1.3</u>
20.	Would you like to have your child given more help by the high school in choosing his life work?.....	20.	<u>77.1</u>	<u>12.9</u>	<u>7.2</u>	<u>2.8</u>
21.	Is the high school your child attends strict enough in its discipline?.....	21.	<u>59.0</u>	<u>31.3</u>	<u>8.0</u>	<u>1.7</u>
22.	Would you like to have your child given more help by the high school in solving whatever personal, social, and educational problems he may face?.....	22.	<u>67.9</u>	<u>20.0</u>	<u>10.4</u>	<u>1.7</u>
23.	Do you feel that athletics are being over emphasized in the school your child attends?..	23.	<u>38.2</u>	<u>54.2</u>	<u>6.4</u>	<u>1.2</u>
24.	Are you satisfied with the grading system used in the high school your child attends?..	24.	<u>72.3</u>	<u>24.9</u>	<u>2.4</u>	<u>0.4</u>

	<u>Yes</u>	<u>No</u>	<u>Can't Say</u>	<u>No Reply</u>
25. Have you visited any classes in the school your child attends within the past twelve months? 25.	<u>100.0</u>	<u>0.0</u>	<u>0.0</u>	<u>0.0</u>

The best possible education cannot be provided for your child or children without your financial and moral support. In addition to the basic school subjects offered, look over the list below and check (✓) the opportunities you would want and would be willing to pay for in extra taxes, if necessary, for your child.

26. More information about, and training in jobs of pupil's choice...(Vocational Education)... 26.	<u>73.1</u>	<u>17.7</u>	<u>3.6</u>	<u>5.6</u>
27. Information about home and family living..... 27.	<u>48.6</u>	<u>39.0</u>	<u>5.8</u>	<u>6.8</u>
28. Participation in interscholastic athletics... 28.	<u>31.7</u>	<u>55.0</u>	<u>8.4</u>	<u>6.9</u>
29. Driver training..... 29.	<u>65.1</u>	<u>26.6</u>	<u>2.0</u>	<u>6.4</u>
30. Training in public speaking..... 30.	<u>67.1</u>	<u>21.3</u>	<u>4.0</u>	<u>7.6</u>
31. Participation in school clubs..... 31.	<u>32.1</u>	<u>53.4</u>	<u>6.8</u>	<u>7.7</u>
32. Training and participation in music and art.. 32.	<u>58.2</u>	<u>28.9</u>	<u>6.0</u>	<u>6.9</u>
33. Training in responsibilities and privileges of citizenship..... 33.	<u>68.3</u>	<u>20.0</u>	<u>4.8</u>	<u>6.9</u>
34. Training in use of foreign language..... 34.	<u>35.7</u>	<u>47.0</u>	<u>9.2</u>	<u>8.1</u>

Are you satisfied with the job the high school your child attends is doing in teaching its students what they need to know in each of the following areas:

35. Appreciation of the democratic way of life... 35.	<u>63.9</u>	<u>16.1</u>	<u>8.8</u>	<u>11.2</u>
36. Ability to get along with others..... 36.	<u>69.5</u>	<u>18.9</u>	<u>4.4</u>	<u>7.2</u>
37. Information about jobs of pupil's choice..... 37.	<u>47.0</u>	<u>31.3</u>	<u>8.0</u>	<u>13.7</u>
38. Appreciation of the value of money..... 38.	<u>40.2</u>	<u>38.6</u>	<u>9.6</u>	<u>11.6</u>
39. Good sportsmanship..... 39.	<u>73.9</u>	<u>15.3</u>	<u>3.2</u>	<u>7.6</u>
40. Good citizenship..... 40.	<u>72.3</u>	<u>13.3</u>	<u>5.6</u>	<u>8.8</u>
41. Politeness and manners..... 41.	<u>54.2</u>	<u>31.7</u>	<u>5.2</u>	<u>8.9</u>
42. Discipline..... 42.	<u>59.8</u>	<u>22.9</u>	<u>7.2</u>	<u>10.1</u>
43. Worthy use of leisure time..... 43.	<u>45.0</u>	<u>34.1</u>	<u>9.6</u>	<u>11.3</u>
44. Respect for parents and other elders..... 44.	<u>55.0</u>	<u>27.3</u>	<u>6.0</u>	<u>11.7</u>
45. Respect for the rights of minority groups.... 45.	<u>56.6</u>	<u>20.9</u>	<u>9.2</u>	<u>13.3</u>
46. Honesty..... 46.	<u>68.7</u>	<u>12.8</u>	<u>6.4</u>	<u>12.1</u>
47. Importance of health and physical fitness.... 47.	<u>71.5</u>	<u>8.8</u>	<u>6.8</u>	<u>12.9</u>
48. Ability to think rationally..... 48.	<u>58.2</u>	<u>17.3</u>	<u>11.6</u>	<u>12.9</u>
49. Preparation for family responsibilities..... 49.	<u>46.2</u>	<u>24.5</u>	<u>14.5</u>	<u>14.8</u>
50. Understanding of methods of science..... 50.	<u>55.0</u>	<u>14.5</u>	<u>16.0</u>	<u>14.5</u>
51. Intelligent purchase and use of goods..... 51.	<u>44.2</u>	<u>25.7</u>	<u>13.7</u>	<u>16.5</u>
52. Appreciation of finer things of life..... 52.	<u>54.6</u>	<u>17.7</u>	<u>13.7</u>	<u>14.0</u>
53. Development of saleable skills..... 53.	<u>41.8</u>	<u>22.9</u>	<u>20.1</u>	<u>15.2</u>

How many of the following items and services do you feel should be provided out of tax funds and at no direct cost to the pupil?

	Yes	No	Can't Say	No Reply
--	-----	----	-----------	----------

54. All books and supplies.....	54.	<u>51.0</u>	<u>41.0</u>	<u>4.0</u>	<u>4.0</u>
55. Free admission to all athletic contests.....	55.	<u>22.1</u>	<u>69.1</u>	<u>4.0</u>	<u>4.8</u>
56. Free admission to school plays, parties, etc.	56.	<u>21.3</u>	<u>71.1</u>	<u>3.6</u>	<u>4.0</u>
57. All athletic equipment.....	57.	<u>61.8</u>	<u>29.7</u>	<u>4.5</u>	<u>4.0</u>
58. All musical instruments.....	58.	<u>40.6</u>	<u>48.2</u>	<u>6.8</u>	<u>4.4</u>
59. Minor health services..(medical and dental examinations, etc.)..	59.	<u>74.0</u>	<u>19.7</u>	<u>2.0</u>	<u>4.3</u>
60. School lunch.....	60.	<u>28.5</u>	<u>61.4</u>	<u>3.6</u>	<u>6.5</u>
61. Do you own your own home?.....	61.	<u>75.8</u>	<u>20.9</u>	<u>0.8</u>	<u>2.4</u>

62. Who filled out this questionnaire? Please check (✓) one or more as is necessary.

<u>0.8</u>	No Reply	Father and Mother	<u>27.3</u>
<u>22.1</u>	Father	Father and Other	<u>0.8</u>
<u>44.2</u>	Mother	Mother and Other	<u>0.8</u>
<u>3.2</u>	Other	Father, Mother and Other	<u>0.8</u>

63. What is the total annual income of the immediate family? Please check (✓).

<u>4.4</u>	No Reply
<u>18.9</u>	Below \$3,000
<u>51.0</u>	\$3,000 to \$5,000
<u>25.7</u>	Above \$5,000

64. Do you have any further comments about your school or about this questionnaire? If so, please feel free to make them here:

No comments - 46.6

Comments - 53.4

65. (1). _____	67. 0-2.99 _____
(2). _____	3-40.0 _____
(3). _____	68. 0-\$3335 _____
(4). _____	\$3335.01-\$4300 _____
66. 1-2. _____	
3. _____	
4-35. _____	

WHAT DO PARENTS THINK ABOUT KANSAS HIGH SCHOOLS? *

This is a cooperative study being carried on in Kansas this school year. Your local High School, the State Department of Public Instruction, and the State Board for Vocational Education are all cooperating in it. The purpose of this study is to determine how you, as a parent, feel about the job your local High School is doing for your child. You are asked to check (✓) each of the following questions in the "Yes", "No", or "Can't say" column, according to how well you feel your local school is doing. For questions 62 and 63 you are asked to merely check (✓) the correct response or responses. On question 64 please feel free to make whatever comments you desire about your school or about this questionnaire.

Do not sign your name to this questionnaire. We are not interested in a response of a given individual, but rather in the total response of the group and all of the responses for each particular school in the study. You will notice either a number or the name of your High School at the top of this sheet. This is for purposes of identification according to school, and not according to the individual filling out the questionnaire.

We hope you will feel free to make an honest appraisal of your school. Since your response can in no way be identified as belonging to you, you may rest assured of its being kept in strict confidence. After you have completed the questionnaire, place it in the accompanying self-addressed, franked envelope and return it to this office. Thank you in advance for the help you can give us in this study.

		Percentages			
		Yes	No	Can't Say	No Reply
1.	In general, are you satisfied with the high school your child attends?.....	1. <u>79.6</u>	<u>14.6</u>	<u>3.9</u>	<u>1.9</u>
2.	In your opinion, are the high school graduates of today as well educated as the high school graduates of twenty-five years ago?...	2. <u>69.9</u>	<u>18.9</u>	<u>9.7</u>	<u>1.5</u>
Are you satisfied with the job the high school your child attends is doing in teaching its students what they need to know in each of the following subjects?					
3.	English.....	3. <u>70.8</u>	<u>18.7</u>	<u>4.6</u>	<u>7.9</u>
4.	Mathematics.....	4. <u>71.0</u>	<u>16.0</u>	<u>6.1</u>	<u>7.9</u>
5.	History.....	5. <u>78.5</u>	<u>9.0</u>	<u>4.4</u>	<u>8.1</u>
6.	Science.....	6. <u>71.0</u>	<u>9.2</u>	<u>9.7</u>	<u>10.1</u>
7.	Penmanship.....	7. <u>89.7</u>	<u>41.0</u>	<u>9.3</u>	<u>10.0</u>
8.	Spelling.....	8. <u>41.1</u>	<u>41.7</u>	<u>7.8</u>	<u>9.4</u>
9.	Reading.....	9. <u>59.3</u>	<u>22.4</u>	<u>8.3</u>	<u>10.0</u>
10.	Do you think teachers' salaries are high enough?.....	10. <u>44.4</u>	<u>33.2</u>	<u>17.4</u>	<u>5.0</u>
11.	Would you be in favor of raising teachers' salaries, even if it meant an increase in your school taxes?.....	11. <u>35.7</u>	<u>41.9</u>	<u>16.9</u>	<u>5.5</u>

*Responses of 720 sets of parents who did not visit any high school classes during the school year 1952-53.

		<u>Yes</u>	<u>No</u>	<u>Can't Say</u>	<u>No Reply</u>	
12.	Have you talked with any of your child's teachers within the past twelve months about his progress in school?.....	12.	<u>54.0</u>	<u>44.6</u>	<u>0.4</u>	<u>1.0</u>
13.	Did you vote in the last school election?....	13.	<u>55.8</u>	<u>40.0</u>	<u>1.0</u>	<u>3.2</u>
14.	Do you feel welcome when you visit the high school your child attends?.....	14.	<u>74.9</u>	<u>8.8</u>	<u>12.8</u>	<u>3.5</u>
15.	Do you feel teachers in your child's school are as well trained as were the high school teachers of twenty-five years ago?.....	15.	<u>76.1</u>	<u>10.3</u>	<u>12.5</u>	<u>1.1</u>
16.	In Kansas all children are required to attend school until they complete the eighth grade or until they reach their sixteenth birthday if they are physically and mentally able to do so. Do you think this is a good requirement?.....	16.	<u>97.2</u>	<u>1.8</u>	<u>0.6</u>	<u>0.4</u>
17.	Have you attended any school event, such as basketball games, football games, plays or concerts, within the past twelve months?.....	17.	<u>90.8</u>	<u>8.6</u>	<u>0.1</u>	<u>0.5</u>
18.	Do you think the teaching methods in the high school your child attends are as good as the teaching methods used in high schools of twenty-five years ago?.....	18.	<u>68.8</u>	<u>12.9</u>	<u>17.1</u>	<u>1.2</u>
19.	Would you like to see more courses offered in your high school that would train your child in a job or trade at which he could earn his living?.....	19.	<u>77.4</u>	<u>12.9</u>	<u>7.6</u>	<u>2.1</u>
20.	Would you like to have your child given more help by the high school in choosing his life work?.....	20.	<u>67.8</u>	<u>17.5</u>	<u>13.2</u>	<u>1.5</u>
21.	Is the high school your child attends strict enough in its discipline?.....	21.	<u>56.5</u>	<u>26.7</u>	<u>15.6</u>	<u>1.2</u>
22.	Would you like to have your child given more help by the high school in solving whatever personal, social, and educational problems he may face?.....	22.	<u>59.6</u>	<u>21.5</u>	<u>15.7</u>	<u>3.2</u>
23.	Do you feel that athletics are being over emphasized in the school your child attends?..	23.	<u>32.8</u>	<u>58.5</u>	<u>7.6</u>	<u>1.1</u>
24.	Are you satisfied with the grading system used in the high school your child attends?..	24.	<u>77.2</u>	<u>15.3</u>	<u>6.5</u>	<u>1.0</u>

	<u>Yes</u>	<u>No</u>	<u>Can't Say</u>	<u>No Reply</u>
25. Have you visited any classes in the school your child attends within the past twelve months? 25.	<u>0.0</u>	<u>100.0</u>	<u>0.0</u>	<u>0.0</u>

The best possible education cannot be provided for your child or children without your financial and moral support. In addition to the basic school subjects offered, look over the list below and check (✓) the opportunities you would want and would be willing to pay for in extra taxes, if necessary, for your child.

26. More information about, and training in jobs of pupil's choice...(Vocational Education)... 26.	<u>65.7</u>	<u>20.3</u>	<u>6.1</u>	<u>7.9</u>
27. Information about home and family living..... 27.	<u>48.6</u>	<u>36.0</u>	<u>6.5</u>	<u>8.9</u>
28. Participation in interscholastic athletics... 28.	<u>22.1</u>	<u>57.4</u>	<u>10.7</u>	<u>9.8</u>
29. Driver training..... 29.	<u>64.4</u>	<u>23.6</u>	<u>3.6</u>	<u>8.4</u>
30. Training in public speaking..... 30.	<u>62.5</u>	<u>24.4</u>	<u>4.7</u>	<u>8.4</u>
31. Participation in school clubs..... 31.	<u>28.9</u>	<u>51.8</u>	<u>9.3</u>	<u>10.0</u>
32. Training and participation in music and art.. 32.	<u>55.3</u>	<u>30.4</u>	<u>5.3</u>	<u>9.0</u>
33. Training in responsibilities and privileges of citizenship..... 33.	<u>68.1</u>	<u>17.9</u>	<u>5.0</u>	<u>9.0</u>
34. Training in use of foreign language..... 34.	<u>31.0</u>	<u>48.3</u>	<u>11.1</u>	<u>9.6</u>

Are you satisfied with the job the high school your child attends is doing in teaching its students what they need to know in each of the following areas:

35. Appreciation of the democratic way of life... 35.	<u>61.5</u>	<u>15.7</u>	<u>12.1</u>	<u>10.7</u>
36. Ability to get along with others..... 36.	<u>66.0</u>	<u>17.2</u>	<u>7.8</u>	<u>9.0</u>
37. Information about jobs of pupil's choice..... 37.	<u>40.4</u>	<u>30.7</u>	<u>17.5</u>	<u>11.4</u>
38. Appreciation of the value of money..... 38.	<u>39.7</u>	<u>34.0</u>	<u>14.9</u>	<u>11.4</u>
39. Good sportsmanship..... 39.	<u>70.0</u>	<u>13.1</u>	<u>7.4</u>	<u>9.6</u>
40. Good citizenship..... 40.	<u>71.9</u>	<u>11.7</u>	<u>6.4</u>	<u>10.0</u>
41. Politeness and manners..... 41.	<u>52.6</u>	<u>29.0</u>	<u>8.4</u>	<u>10.0</u>
42. Discipline..... 42.	<u>55.0</u>	<u>25.3</u>	<u>7.9</u>	<u>11.8</u>
43. Worthy use of leisure time..... 43.	<u>40.1</u>	<u>32.2</u>	<u>15.9</u>	<u>11.8</u>
44. Respect for parents and other elders..... 44.	<u>63.3</u>	<u>23.2</u>	<u>12.1</u>	<u>11.4</u>
45. Respect for the rights of minority groups.... 45.	<u>51.3</u>	<u>19.2</u>	<u>16.0</u>	<u>13.5</u>
46. Honesty..... 46.	<u>68.3</u>	<u>11.7</u>	<u>8.1</u>	<u>11.9</u>
47. Importance of health and physical fitness.... 47.	<u>66.9</u>	<u>11.7</u>	<u>9.9</u>	<u>11.6</u>
48. Ability to think rationally..... 48.	<u>53.8</u>	<u>17.0</u>	<u>16.7</u>	<u>12.5</u>
49. Preparation for family responsibilities..... 49.	<u>42.6</u>	<u>24.0</u>	<u>20.4</u>	<u>13.0</u>
50. Understanding of methods of science..... 50.	<u>51.1</u>	<u>13.6</u>	<u>21.3</u>	<u>14.0</u>
51. Intelligent purchase and use of goods..... 51.	<u>45.4</u>	<u>21.5</u>	<u>20.0</u>	<u>13.1</u>
52. Appreciation of finer things of life..... 52.	<u>52.2</u>	<u>18.9</u>	<u>15.7</u>	<u>13.2</u>
53. Development of saleable skills..... 53.	<u>38.3</u>	<u>25.4</u>	<u>23.6</u>	<u>12.7</u>

How many of the following items and services do you feel should be provided out of tax funds and at no direct cost to the pupil?

	Yes	No	Can't Say	No Reply
--	-----	----	-----------	----------

54. All books and supplies.....	54.	<u>44.0</u>	<u>45.3</u>	<u>4.6</u>	<u>8.1</u>
55. Free admission to all athletic contests.....	55.	<u>19.6</u>	<u>70.1</u>	<u>3.3</u>	<u>7.0</u>
56. Free admission to school plays, parties, etc.	56.	<u>21.3</u>	<u>67.2</u>	<u>3.3</u>	<u>8.2</u>
57. All athletic equipment.....	57.	<u>56.9</u>	<u>32.8</u>	<u>3.9</u>	<u>6.4</u>
58. All musical instruments.....	58.	<u>36.4</u>	<u>51.1</u>	<u>5.4</u>	<u>7.1</u>
59. Minor health services..(medical and dental examinations, etc.)..	59.	<u>69.7</u>	<u>20.8</u>	<u>3.5</u>	<u>6.5</u>
60. School lunch.....	60.	<u>23.6</u>	<u>61.9</u>	<u>5.3</u>	<u>9.2</u>
61. Do you own your own home?.....	61.	<u>74.7</u>	<u>22.1</u>	<u>0.7</u>	<u>2.5</u>

62. Who filled out this questionnaire? Please check (✓) one or more as is necessary.

<u>1.7</u> No Reply	Father and Mother	<u>19.7</u>
<u>22.9</u> Father	Father and Other	<u>0.1</u>
<u>48.4</u> Mother	Mother and Other	<u>2.1</u>
<u>5.8</u> Other	Father, Mother and Other	<u>1.8</u>

63. What is the total annual income of the immediate family? Please check (✓).

<u>6.4</u> No Reply
<u>26.1</u> Below \$3,000
<u>43.6</u> \$3,000 to \$5,000
<u>23.9</u> Above \$5,000

64. Do you have any further comments about your school or about this questionnaire? If so, please feel free to make them here:

No comments - 57.2

Comments - 42.8

65. (1). _____	67. 0-2.99 _____
(2). _____	3-40.0 _____
(3). _____	68. 0-\$3335 _____
(4). _____	\$3335.01-\$4300 _____
66. 1-2. _____	
3. _____	
4-35. _____	

APPENDIX D

COMMUNICATIONS TO SCHOOLS

1. Name of High School Principal _____
Number of years in this position including current year

2. Name of Superintendent of Schools _____
Number of years in this position including current year

3. Enrollment grades 9 through 12 _____
4. Enrollment in grade 12 _____
5. Mean salary of teachers including salaries of administrators _____
6. Mean salaries of teachers excluding salaries of administrators _____
7. Mean tenure of present staff in present position excluding administrators _____
8. Total number of staff members for grades 9 through 12

EXHIBIT 1. DATA SHEET FILLED OUT BY EACH PRINCIPAL

LESTER B. POLLOM
SUPERVISOR AGRICULTURAL EDUCATION
MISS HAZEL E. THOMPSON
SUPERVISOR HOME MAKING EDUCATION
RAMON L. CHARLES
SUPERVISOR GUIDANCE SERVICES

STATE BOARD FOR VOCATIONAL EDUCATION

ADEL F. THROCKMORTON, EXECUTIVE OFFICER
C. M. MILLER, DIRECTOR

TOPEKA, KANSAS

O. H. BEATY
SUPERVISOR TRADE AND
INDUSTRIAL EDUCATION
H. D. SHOTWELL
SUPERVISOR BUSINESS EDUCATION
W. M. PULFORD
SUPERVISOR VOCATIONAL
REHABILITATION SERVICES

This letter comes as a progress report to you regarding the study of parent opinion in which your school is taking part. To date we have received completed questionnaires from parents of seniors in your school. The attached questionnaire is a sample of the questionnaire used in this study.

According to our records, you have seniors in school this year. We will appreciate anything further that you can do to encourage a greater response from your school. We are very grateful for what you have already done.

If you need any more questionnaires and/or envelopes, please let me know, and I will forward them to you immediately. Another progress report will be sent to you in a few weeks.

Sincerely yours,



Ramon L. Charles, Supervisor
Guidance Services

RLC:g
Enc.

EXHIBIT 2. FIRST PROGRESS REPORT SENT TO PRINCIPALS

LESTER B. POLLOM
SUPERVISOR AGRICULTURAL EDUCATION
MISS HAZEL E. THOMPSON
SUPERVISOR HOMEMAKING EDUCATION
RAMON L. CHARLES
SUPERVISOR GUIDANCE SERVICES

STATE BOARD FOR VOCATIONAL EDUCATION

ADEL F. THROCKMORTON, EXECUTIVE OFFICER
C. M. MILLER, DIRECTOR

TOPEKA, KANSAS

O. H. BEATY
SUPERVISOR TRADE AND
INDUSTRIAL EDUCATION
H. D. SHOTWELL
SUPERVISOR BUSINESS EDUCATION
W. M. PULFORD
SUPERVISOR VOCATIONAL
REHABILITATION SERVICES

SECOND PROGRESS REPORT

This letter comes as a progress report to you regarding the study of parent opinion in which your school is taking part. To date we have received completed questionnaires from parents of seniors in your school. The attached questionnaire is a sample of the questionnaire used in this study.

According to our records, you have seniors in school this year. We will appreciate anything further that you can do to encourage a greater response from your school. We are very grateful for what you have already done.

If you need any more questionnaires and/or envelopes, please let me know, and I will forward them to you immediately. Another progress report will be sent to you in a few weeks.

Sincerely yours,



Ramon L. Charles, Supervisor
Guidance Services

RLC:g
Enc.

EXHIBIT 3. SECOND PROGRESS REPORT SENT TO PRINCIPALS

LESTER B. POLLOM
SUPERVISOR AGRICULTURAL EDUCATION
MISS HAZEL E. THOMPSON
SUPERVISOR HOMEMAKING EDUCATION
RAMON L. CHARLES
SUPERVISOR GUIDANCE SERVICES

STATE BOARD FOR VOCATIONAL EDUCATION

ADEL F. THROCKMORTON, EXECUTIVE OFFICER
C. M. MILLER, DIRECTOR

TOPEKA, KANSAS

O. H. BEATY
SUPERVISOR TRADE AND
INDUSTRIAL EDUCATION
H. D. SHOTWELL
SUPERVISOR BUSINESS EDUCATION
W. M. PULFORD
SUPERVISOR VOCATIONAL
REHABILITATION SERVICES

February 2, 1953

As of this date we have received no completed questionnaires from the parents of the seniors in your high school. You will recall that you received a number of questionnaires like the one enclosed for distribution to the seniors to be filled out by the parents and to be returned to us.

We are wondering if you have not received them, or what might have happened to cause this absence of responses from your school. If you, for some reason, have decided not to go ahead with the study, we would like to know that also, as we have other schools on the list that want to be included. We are limiting the number of schools in the study to one hundred, and we would like to include your school for the reasons explained earlier. If, for some reason, you have had a change of mind, please let us know, so a switch can be made.

If you did not receive the questionnaires, please let me know, and I can send you some more. Thank you very much for your interest in this study.

Sincerely yours,

Ramon L. Charles, Supervisor
Guidance Services

RLC:g

**EXHIBIT 4. PROGRESS REPORT SENT TO SCHOOLS FROM WHICH NO
REPLIES HAD BEEN RECEIVED**

LESTER B. POLLOM
SUPERVISOR AGRICULTURAL EDUCATION
MISS HAZEL E. THOMPSON
SUPERVISOR HOMEMAKING EDUCATION
RAMON L. CHARLES
SUPERVISOR GUIDANCE SERVICES

STATE BOARD FOR VOCATIONAL EDUCATION

ADEL F. THROCKMORTON, EXECUTIVE OFFICER
C. M. MILLER, DIRECTOR

TOPEKA, KANSAS

O. H. BEATY
SUPERVISOR TRADE AND
INDUSTRIAL EDUCATION
H. D. SHOTWELL
SUPERVISOR BUSINESS EDUCATION
W. M. PULFORD
SUPERVISOR VOCATIONAL
REHABILITATION SERVICES

March 5, 1953

This letter comes as a final progress report in the study of parents' attitudes toward secondary education in which you are cooperating. Let me first of all thank you most heartily for the help you have given us in carrying on this study.

Our records at present indicate that we have received questionnaires from parents of seniors in your high school. They indicate further that you have seniors in your high school. If you are able to encourage any more seniors to have their parents fill out the questionnaire and send it in immediately, we would appreciate it very much.

We will not be able to consider questionnaires received after March 22 in the analysis of this study.

Thanks again for the fine cooperation you have given, and we hope to have the results for your school in your hands by April 15.

Sincerely yours,

Ramon L. Charles, Supervisor
Guidance Services

RLC:g

EXHIBIT 5. FINAL PROGRESS REPORT

LESTER B. POLLOM
SUPERVISOR AGRICULTURAL EDUCATION
MISS HAZEL E. THOMPSON
SUPERVISOR HOMEMAKING EDUCATION
RAMON L. CHARLES
SUPERVISOR GUIDANCE SERVICES

STATE BOARD FOR VOCATIONAL EDUCATION

ADEL F. THROCKMORTON, EXECUTIVE OFFICER
C. M. MILLER, DIRECTOR

TOPEKA, KANSAS

O. H. BEATY
SUPERVISOR TRADE AND
INDUSTRIAL EDUCATION
H. D. SHOTWELL
SUPERVISOR BUSINESS EDUCATION
NORMAN G. EVANS
ACTING SUPERVISOR VOCATIONAL
REHABILITATION SERVICES
MRS. HELEN ANKENY
INFORMATIONAL WRITER

April 30, 1953

The enclosed questionnaire has been completed to give you a summary of the responses from your school.

Let me thank you again for your cooperation in this study. Without your help this study could not have been carried out.

When the final compilations are made a summary of the state-wide study will be sent to you. If you have any questions regarding the summary for your school, please feel free to contact this office for any further explanation you desire.

Sincerely yours,

Ramon L. Charles, Supervisor
Guidance Services.

RLC:g
Enc.

EXHIBIT 6. LETTER ACCOMPANYING SUMMARIES SENT TO PRINCIPALS

APPENDIX E

TYPICAL RESPONSES TO ITEM 64

The following is a selection of typical responses to Item 64 on the questionnaire. No editing was done on these responses and they appear here as taken verbatim from the returned inventories.

64. Do you have any further comments about your school or about this questionnaire? If so, please feel free to make them here:

"My only comment is that my child could use more personal help in some of the more important subjects. Our school is too large."

"My School officials could give more cooperation with parents."

"Too much social life & not enough of the real things. Most schools stress athletics too much. When they graduate they are not fitted for even a good job, let alone the fundamentals of home management, & the homes are suffering from it, causing too many divorces."

"Why favor students from higher income families?"

"On the whole, I think Topeka High is doing an excellent piece of wrk. I dislike the making up of absences hour for hour, but if I knew all the facts, I might feel differently. I hold two Master degrees -- and as I look back on it, it is gratifying to "know of" many things but I have found that too much was theoretical & lacking in practical use in daily living. The same mistake is being repeated with the present generation. They become nervous wrecks from memorizing unessential facts which they promptly forget the next month; their nervousness is further increased when they are confronted with marriage and earning a living, rearing children, all for which they are unprepared!"

"Plenty--too many for this space!

Few of these questions can be answered by a flat "yes" or "No." *Teachers' salaries should be higher, but at that they're higher than mine. They get 3 mo. vacation; I get 2 weeks. I have a college degree and of about the same professional rank. It's taking 2 salaries to keep a family these days. **Am I supposed to attend student events? How do I find out about these dates? I thought they were for students. I read newspaper accounts of them. Discipline is plenty strict. High school students should begin to feel some responsibility for their own education. Let them!

(The questions I have not checked, I omitted because I cannot answer either "yes" or "no" and I have plenty to say on them.)

Thank you for the opportunity to express myself this much."

"A good standard course in physiology should be required of every high school graduate. This should be a separate course not part of another course."

"Topeka High School is doing a good job.

Questionnaires of this type are fine to stimulate thinking by parents, tax payers, and government officials."

"If phonics were properly taught in the 1st. and 2nd. grades there would be a great improvement in all the student's reading and spelling.

The Beacon Method of teaching phonics and reading was an excellent one."

"The Schools of to day put in too much time on athletics. This draws their mind away from their studys personally I think we attained as much Education or more 20 years ago up to the Eight grade as they do now after attending grade and High School. We at least Had Horse Sence."

"Yes. Schools today do not emphasize the necessity of education as education. They are too much bound up with fitting people to immediate work - which they would find anyway - more study - education would first of all offer better discipline to need for work - & better opportunity as well as awaken desires in a higher field of endeavor. Parents are so afraid Johnny might have to study a little they do harm as well as teachers who refuse to accept the neccesety of taking time to teach one thing well."

"There is not enough stress on the basic fundamentals in the elementary grades to prepare the student for high school and later life. There are too many outside activities."

"The no answers from 35-53 may not be due to instruction or lack of it but probably the fault of the pupils."

"Stress should be placed on skills that would apply on training for a vocation instead of on so much ancient history and literature. Only English grammer and basic arithmetic should be required with present curriculum available, plus vocational training."

"I do not approve of the make up rule in Topeka High. I think absenteeism should be dealt with individually, and those who are absent a great deal required to make up time. My child has never been absent more than 6 days per year in all her school life, is a good student and makes good grades. I do not feel she should be punished for perhaps feeling too ill to go to school one or two days."

"I don't think it should be compulsory for a student to use school furnished musical instruments if his parents wish to buy them.

I don't think athletic equipment should be bought with tax money, but by admission charges to school athletic activities."

"Boys to be treated equal to girls (not all of these ladies man teachers)."

"High school too large - not enough social life for students - school so large that students can only get acquainted with only a few other students as a result it promotes too many klans or groups."

"I think the school is doing an excellent job. I work and therefore cannot attend as many of the scholastic events as I would like. I am a widow and therefore very busy at home evenings & at work elsewhere during the day. My son says this school "Topeka High" is doing about the best it possibly can for everyone, and I add that he is doing fine."

"Our school is a very small rural high school, and I feel that many of the negative answers given to this questionair are due to the fact that competent teachers can obtain better salaries and living conditions in larger cities. We have some teachers with local ties who are very good, but the majority of the teachers from distant points are not qualified. I do not mean to say that all teachers of distant origin are not capable, but the ones we can secure to teach here seem to be minus some of the elements of a good teacher. I know of no solution to this problem, and I doubt if there is one."

"I think this school should hold P. T A meetings monthly. I also think School Children should have more public program speaking - They should also get equal rights in public speaking & no partiality among the children as there seems to be in this school - Think they could use more Manual Training & Better."

- "(a) There should be more vocal work in music.
- (b) There should be more field trips taken in Science.
- (c) There should be more training in Library Science for the students.
- (d) Definitely a wider range of subjects & training for occupations.
- (e) It would be to the graduates advantage if their required credits allow it to have a part time job during their Senior year."

"I wish that all teachers in 1 school would use the same grading system. I believe this would be easier on the child and also be more accurate."

"For a small school we have exceptional good teachers & a good clean school.

In giving too much direct aid to the schools the pupils do not learn the value of money. They must learn this at an early age in order to manadge their finances properly in later years."

"A small high school; but it is doing a better than average job of teaching and training our youth."

"I would like to see better cooperation among the teachers."

"Too much time is spent in basketball practice and too many ball games at night."

"We have a fine Little School. However we need more teachers so Students may have a better selection of Subjects."

"School pupils shouldn't be allowed to go to larger schools & over crowd them. & cause small school to get smaller. Vocational agriculture should be offered in more schools."

"School is very low in teaching of subjects."

"I think more oral recitation, debates etc. should be used more in our High School to overcome self-consciousness and hesitancy to use their voice, and I think singing daily is another big aid to help overcome self consciousness."

"There is not enough decipline in our high school. The children don't care what grades he makes because they know they will be passed any way. I believe trades and vocations any subjects that would benifit the children in their life work would be far better than some of the subjects they are required to take. In other words 2 yrs. in high school a 2 yrs. in trade school."

"Too much play, not enough school; regulate heat tempercture throughout building better."

"Our school is small and does not offer the advantages in some subjects as larger schools. We do not have music in our school either grade or high school."

"To much time spent in playing athletic contests, plays and not enough stress or time spent on education, books and methods, etc. of study, for the future welfare of the students."

"I think something more ought to be done to teach the children more respect for Christianity such as repeating the Lords prayer, or reading scripture. There is getting to be too much greed in athletics or unfair play, Not enough sports - Manship. I think this questionare is fine if every one will answer honestly."

"We are not satisfied with the teachers we've been having because of their unfair grading, and don't cooperation with some students and parents."

"I think a child of high school should learn to work and earn at least most of his school supplies. And be taught to spent his money right."

"Would like to see more guidance and vocational courses but since we have such a small school, I doubt if the expense would be justified. On questions 35-53 we appreciate what the teachers are doing but feel this training should begin at home and not left for the school. In cases where the home has neglected these, we are thankful the school has done what they can."

"School should not start before 9:00 or at least 8:45. Ours starts at 8:15 and my children have to get up at around 5:30 to get the chores done and get to school. The Grade School and high ought to start the same hrs."

"I think teacher should be changend every 2 or 3 years. As they would have better control and cooperation."

"Could Have more discipline. Students could be graded for what they can do not against each other."

"School starts at 8:15 and I have to get up to early to fix breakfast for the children going to High School, they have to go so early because of the hrs. Vo. Agriculture is run & doesn't benifit the children not in this class."

"Hitting Kids on the head with grade books and slapping Kids in face. (principal)."

"It is really hard to answer a yes or no to a question when asked to compare 25 years ago to today. With the teachers having more education and school years of past experience to look back too the school systems should be improving every day. If increase of teachers salary would improve teachers any one would be for it."

"Athletics over emphasized. Instructions are good but carry-ing out instructions and assignments are not stressed enough. To much of a tendency to place the importance of activities over studies."

"Too much emphasis on athletics. Athletics are fine, but there is a limit, As one of the boys said "If you're not on the foot-ball team, you are, Nobody." I believe each child should be given more individual attention, and a chance to excell in his or her own field."

"We are a 100% satsified with the high school in our town and also the teacher's. We have only one daughter and she is a senior this year and we haven't had any trouble with teachers nor the school method. We are pleased in every way after all it is up to the child as well as the teachers."

"Teachers do not spend enough time in classrooms teaching their subjects, then expect the child to know what was supose to have been taught. There is not equal rights to participate in athletics."

"Since the children are in school for 7 hours each school day, I do not think that any home work should be required. Anything done after school hours, should be recreational or pupil's choice. There is entirely too much stress on competetive athletics, and not enough attention to corrective gymnastics and exercise for fun. Too little attention is given to health, both mental and physical. I think our H.S. is average or above, but there is room for improvement. Personality adjustment should be given trained attention."

"I feel Scott City High School is superior. It is one of the best in the state. My son attended all 4 years. He is a Senior. Their teachers are the best and they have everything to offer."

"Too much stress on athletics and other extra-curricular work. Graduates are totally unprepared for life, in either a business or social way."

"I think instead of raising teachers wages we should have a school nurse. I really think we need a school nurse here above all other things. If the pupil will do his or her part I feel the school will do theirs in giving them their training."

"I feel that the whole school faculty teachers and Professor have did their best to make the school a good school and have did their best to help its Pupils. I can't find fault with any of them."

"I was not attending H.S. 25 yrs ago but checked accordingly with whom I attended later. I am not sure what salary the teachers draw. The school district in which I vote is not the district in which my boy attends. After this year I will have no more children in H.S. but would not wish in any way to see any school standards lowered in any way. Feel that is one of the greater necessities to educate our youth. I think it may be that some of the smaller H.S.s are not sufficiently equipped to fully teach science but do well in teaching any thing as fully as possible. This school has graduated many students from high school who have rated well in different colleges & universities."

"I feel that it is the duty of the 5 board members to run the school. as they see fit. We the public, have enough faith in them to hired them and put them in office. so the rest is for them to do. also any member of school board who don't cooperate should be discharged, from his or her duty."

"I wish my school could get all its troubles straightened even in a basket ball game you can see there isn't co-operation. Too much a few wanting to do it all. This school is really in a mess that some one needs to help, as one person seems to causing all the trouble. Too greedy & wants self-pity."

"Dont need so much vulgarity and rudeness and destruction of others property."

"You keep asking if we would be willing to pay more taxes on services and opportunities for our child. The taxes we paid probably never would affect him, because every parent would be willing to give his child money for his education."

"The best possible effort of students is attained by an interested faculty; with the exception of one male teacher who makes awards only where he, personally, will benefit."

"I don't like the idea of changing text books every year. They are so expensive most of the common people can't pay for them. I think the school book graft should be investigated. Have normal training in high school for elementary teachers & not have to go to college so long before they can teach."

"I think there is too much parcialliaty shown to students who's parents are well off. It seems not the ability but whether they have money that counts in this school. I think all should be treated alike. Thanks."

"Too much jealousy High Hatting Snubing Ruddness
Should teach more respect for others. Consideration Better
Writting. Spelling."

"I cannot understand why so many text books have to be changed every year. If they were changed every five years it would be soon enough. We paid over \$25 for Freshmen books this last fall, because so many books had been changed & we couldn't buy second hand books."

"The fault in question #2 & #18 is not all in the High School but in training or teaching methods used in grades 1 to 6. Methods of teaching reading, sounding of words, spelling & methods used in teaching English now. The 7 & 8 grade, I am sure, would be much better separated from High School and class arranged as in 1 to 6. I believe they would get more personal attention from their teachers this way. It takes them too long in getting adapted over to Junior-Senior methods from the sixth grade. I believe they would be better able to make this change after they are out of eighth grade."

"Definitely more spelling, more attention to individual pupils rating below a C in any subject. Less activities such as club parties etc. The teachers should be more strict with daily lessons therefore the student would be less nervous over tests. I have noticed a trend for cramming at test time. Some is normal but they seem to slide by for 6 wks. then cram for 2 days before test time consequently nervous pupil & poor grade."

"I don't think the High Schools prepare their students for their college work as they should."

"Would like to see some vocational courses put in our school. Better teachers with common sense."

"A little less ball games and more study and discipline and we would accomplish more in the same time. A little consideration about the money required would help the pupils to know the value of money and respect the parents whom are not to wealthy."

"I feel that this shouldn't only apply to High School but Grade school also. These children now days don't want the parents tagging after them in these H.S. any more. So how are you going to find out how much they are learning in classes. You feel free to go in the lower classes in grade school. But when they get in the upper grades why here we go again. Another thing I think all athletics are being run in the ground any more. I see right to have some but when you have to keep these children in clothes, books & supplies & try to run a farm why just try it & then keep up with all the athletics. Also trying to buy your own home."

"I feel that sports and other activities take up to much of the pupil's time, not leaving adequate time for studies, and as to the school election, didn't know they were having one till it was over, also the buss system does not pay the drivers, as much as schools in the same class."

"I don't think the children should be allowed to talk back to the teacher.

I think Leon should hire teachers that are well qualified and have had previous experience like Mr. Humphries."

"We are very dissatisfied with the way all rural High Schools conduct their Social Activities and sports, as the rural student does not get the chances they deserve in comparison with the town child. And Leon High is the worst."

"My only comment would be that too many of our children aren't properly prepared for high school in the lower grades. There isn't nearly enough emphasis on English Grammar & Spelling."

"The students complain there are to many interruptions and not enough class period discussions.

Teachers take the attitude, "Its there if they wish to learn. So its up to the pupil."

It would seem teachers would be better educated than 25 years ago - but its not necessarily the fundamentals of the former years."

"I think the principle is trying to run a good school. He is a little to strict some times, but you can't let the kids do as they want or there wouldn't be any school."

"Some method and means should be found to induce teachers to take more interest in the childs progress in each subject he or she is taking. (Some teachers do.) Assistance at that age is very important and teachers can help more often than parents to "line them out" so to speak."

"I doubt if any accurate conclusion can be drawn from the answers given in this questionnaire for the reason that they must be decisive, and in the majority of the cases that would not be the proper answer. Very few of them should be answered by "yes" or "No". Few are the situations that are all good or all bad, in any school, but that is the way your questionnaire is constructed. Perhaps it would be well to add another column to wit: "Yes and No."

"I think a student who is trying and asks a teacher for help should be given a hearing. Some of the older teachers will not. I know it is hard to get teachers - Thus their salaries should be increased and politics should be kept out of schools in order to encourage young people to become teachers. Topeka schools will be years rebuilding what politics tore down in the last election.

I think the grading system could be improved. At present the slow child has no chance even tho he may be as smart as the brilliand, quick child. It just takes him a little longer to get it."

"Extra Curricular Activities for a small percentage of students are so excessive they interfere with Basic education. A definite limitation of such activities to a student and a wider distribution among all students would be more beneficial."

"You make it too difficult for the child who must work during Christmas season. Their study requirements are impossible when they work the hours they do. It is for a short duration and it seems to me the teachers should take that into consideration in their assignments. A child would have to stay up all hours of the night to fill the requirements as they exist today."

"Most American high schools are somewhat weak in producing competence in the basic tool subjects such as English, Mathematics & the ability to think."

"I think that the average high school graduate, 18 years of age, is too young to start to College and that the high school period should be increased one more year and thus permit the student to take more varied subjects. Particularly for the professional group the full high school years are used up by taking college prerequisite courses. The college course of four years is so crowded with professional courses that a fifth year is required for a well rounded education. I think that the extra year would be better spent in high school and then the student would be sufficiently mature to start to college."

"I feel that now you know we don't own are home, This Questionnaire will be destory as after all I don't pay to many taxes.

Also think could be a little stricter on children attending till there 16 not expelled to get them out of high school. Make them go.

Teachers of now adays don't have patientince with children. All they know is rush them thro and get them out of school. If there a little to big for there age help them adjust there selfs."

"The instruction received by my son and daughter in English was very poor. Although both made As and Bs, their over-all comprehension of the subject was a failure. The teachers did not stress grammar enough and allowed the classes to get out of hand as far as discipline during that hour was concerned, indicating the teacher's inability to inspire interest in the subject."

"I do not believe that physical education should be required in senior high school or freshman year."

"A little to strict in some ways and maybe not enough decipline in some ways. To much make-up work. To many studies (Home-work that is) and a big waste of time in the classroom.

The classroom should be spent more for studying and not near as much homework, maybe a little."

"When child represents the school in activity and it takes him out of class do not feel much make up work should be expected."

"In the make up time after school hours - if its deliberate absence yes - If something beyond your own control no.

All in all the High School is alright. Have heard lots of children say its like a jail."

"Is it any of your business?"

"The prejudice toward the minority groups is the greatest problem. Ability & talent are nil if the person is not of the white race. Sorry! but it is evidenced in every respect."

"I am very much opposed to the practice of the past few years of having text books printed out of the state when we have our own state printing plant completely equipped to print & bind them better and much cheaper. Who, for Lord's sake, got to the State Board of Education & the Advisory board for this assinine practice?

Also a careful screening of prospective teachers in regard to their political and religious beliefs is very important."

"The high schools are to strict with the teenagers."

"I have two children in the Topeka Schools. Find especially in Junior High that it is a very bad mistake to have the coach teaching mathematics. He doesn't take the interest in instruction of his students. More interested in getting class over and out on football field. He will not take the time to tear a problem to pieces. Have found some that even takes class time to discuss sports."

"Teach only items 3-9 in high school. Forget about everything else until a certain proficiency is reached in these basic subjects. If student at any time can pass a "stiff" examination in these courses then let him take the elective and advanced courses in a special school or college."

ABSTRACT OF THE THESIS

AN ANALYSIS OF THE ATTITUDES OF A SELECTED SAMPLE OF PARENTS OF KANSAS HIGH SCHOOL SENIORS TOWARD THE HIGH SCHOOL ATTENDED BY THEIR CHILDREN AND A STUDY OF THE RELATIONSHIPS BETWEEN THESE ATTITUDES AND SEVERAL FACTORS RESIDENT IN THE SCHOOL, IN THE PARENTS, AND IN THE COMMUNITY, by Ramon L. Charles.

Educators have long recognized the existence and importance of parental attitudes and opinions regarding the public school systems in their respective communities. Many studies have been carried on in attempts to evaluate and analyze these attitudes and opinions. Little has been done, however, to identify the factors that may be associated with the formulation of these attitudes and opinions. A knowledge of the nature of these attitudes and opinions is always valuable but it becomes even more valuable when its user also is aware of the associations of various factors with the formulation of these attitudes and opinions. An effort has been made in this study to provide both of these types of information in regard to a selected sample of schools.

To achieve the purposes of this study, the following four steps were taken in the order listed.

1. Development of the inventory used. A study of the different questionnaires in use for studies of this sort did not reveal any questionnaires that seemed entirely suitable for the purposes of this study. The writer then devised a special instrument to be used in this project. In preparing the inventory to be used several similar questionnaires were studied to get ideas for use in constructing this one. Instruments studied were two that were devised especially for use in other states and two that were devised especially to be used locally in two school systems here in Kansas. No items were taken verbatim from any of these other instruments but many items on the questionnaire used in this study are similar in nature to those on the other inventories.

One other precaution was taken to insure as high a degree of suitability as possible for each of the items. This precaution was the use of each of the items in an earlier questionnaire devised by the writer and used to test the suitability of the items. Items that were not found to be highly suitable were discarded or revised in light of the findings of the earlier study.

Neither the study of other questionnaires nor the use of this instrument in an earlier study insures the reliability or the validity of this instrument. Since there are no "right" or "wrong" answers in a questionnaire of this type there are no suitable means of determining the level of difficulty or the discriminatory power of the separate items. The only characteristic sought for in the construction and selection of the items used in this inventory was that of suitability, as discussed above.

2. Selection of sample of schools. The second step to be taken was the selection of the sample of schools. Since it was not expedient to study the attitudes and opinions of all parents of high school students in Kansas, it was necessary to select a sampling of parents whose children attended high schools and to work with these.

First of all, the size of the sample had to be decided upon. From a purely arbitrary point of view, the writer decided that the sampling of parents need not represent more than one third of the schools in the state but that they should represent at least 10 per cent of those schools. For purposes of convenience it was decided to include the parents from 100 schools in this study.

After deciding upon the number of schools to be represented in the sample, it then became necessary to select the 100 schools. In

order to select a sample of 100 schools that would be representative of all the secondary schools in the state, three criteria were set up to be satisfied. These criteria were geographic distribution of the schools, classifications of the cities in which the sample schools were to be located and the enrollments of the schools in the sample. The 100 schools that were finally selected were very similar to the entire population of secondary schools in the state.

3. Determination of stated attitudes of parents. The determination of the stated attitudes of parents toward the high schools attended by their children was relatively simple of attainment. The size and scope of this study did not allow for a study of the attitudes and opinions of all parents of high school students. Only the parents of seniors were queried as to how they felt about the job being done in the school attended by their children. Each of these sets of parents received a copy of the questionnaire used in the study and were asked to complete it and return it to the writer. Only about 30 per cent of the parents complied with this request.

When the completed inventories were returned the responses were tabulated. This tabulation constituted a summary of the stated attitudes and opinions held by these parents.

4. Study of relationships of several factors to these attitudes and opinions. After the attitudes and opinions held by the parents toward the schools attended by their children were disclosed another very important step was taken. This step was to study the relationships existing between each of several factors and the formulation of these attitudes and opinions.

These factors, the relationships of which were studied, are

listed below:

1. Number of pupils enrolled in the school.
2. Length of tenure of the school administrator.
3. Mean salary of teachers in the school.
4. Average teacher tenure.
5. Mean annual income of the responding family.
6. Relationship of respondent to senior in question.
7. Respondent's ownership of home.
8. Attendance at school functions within past year.
9. Respondent's exercise of franchise in last school election.
10. Visitation of school by respondent within past year.

To study the relationship of each of these factors to the formulation of attitudes and opinions held by parents, two comparison groups were set up for each of these factors. In the case of enrollment the responses of the parents whose children attended the twenty-five largest schools were compared with the responses of the parents whose children attended the twenty-five smallest schools. Similar contrasting groups were isolated for each of the other factors and the significance of the differences of the responses for the two groups were computed.

After these four steps had been taken the following conclusions were drawn after an analysis of the data:

1. Parents whose children attended the twenty-five largest schools in the sample were slightly more in favor of paying extra taxes, if necessary, to provide additional enriching curricular experiences than were the parents whose children attended the twenty-five smallest schools.
2. Parents whose children attended the twenty-five smallest schools in the sample were significantly more in favor of providing more extra-curricular services to students, out of tax funds, than were the parents whose children attended the twenty-five largest schools.
3. Parents whose children attended schools where administrators have greater tenure appeared to be better satisfied with the secondary schools in their communities.
4. Parents whose children attended schools where administrative tenure was short were slightly more in favor of providing additional extra-curricular services to students out of tax funds.

5. Parents whose children attended schools paying higher teachers' salaries were, in general, better satisfied with their schools.
6. Parents whose children attended schools paying lower teachers' salaries favored the provision of additional extra-curricular services at no direct cost to the pupils.
7. Parents whose children attended schools where teacher tenure was longer were, in general, better satisfied with their schools.
8. Parents drawing higher incomes were more willing to pay extra taxes, if necessary, to provide richer curricular experiences for their children than were parents having lower incomes.
9. Parents having lower incomes were more willing to provide extra-curricular services to children out of tax funds.
10. Fathers were, in general, better satisfied with local schools than were mothers.
11. Tenants were, in general, better satisfied with the local secondary schools than were home owners.
12. Tenants were more willing to pay extra taxes, if necessary, to provide richer curricular experiences for their children than were home owners.
13. Tenants were more willing to provide extra-curricular services for their children out of tax funds than were home owners.
14. Parents who attended school functions in the past year were better satisfied, in general, with the local high schools than parents who did not attend such functions.
15. Parents who attended such school functions also appeared more willing to pay extra taxes, if necessary, to provide richer curricular experiences for their children than the parents who did not attend these functions.
16. Parents who did not attend school functions in the past year appeared better satisfied with how well the school is achieving its educational objectives than did those parents who had attended these same functions.
17. The parents who did not vote in the last school election appeared to be slightly better satisfied with the local school than did the voters.
18. Parents who voted appeared to be slightly more willing to pay extra taxes, if necessary, to provide richer curricular experiences for their children than did the non-voters.
19. Parents who did not vote indicated significantly more willingness to provide extra-curricular services to the pupils out of tax funds than did the voters.

20. Parents who had visited classes in the past year indicated that they were slightly better satisfied with the local school than were those who had not visited classes.
21. Parents who had visited classes indicated more willingness to pay extra taxes, if necessary, to provide richer curricular experiences for their children than did those who had not made such visits.
22. Parents who visited classes appeared more willing to provide extra-curricular services out of tax funds for the pupils than were those parents who had not visited classes.

On the basis of the above conclusions, several recommendations were made. These recommendations are made for the benefit of school board members, school administrators and teachers. The list of recommendations and the personnel to whom they are most directly made follows.

Boards of Control

Boards of control should strive for longer administrative and teacher tenure, higher teacher salaries and larger enrollments. Evidence in this study indicates that the achievement of each of these goals is associated with satisfaction on the part of parents. It can be seen that the administrators also have responsibilities in these areas.

Administrators

Administrators of smaller schools, and those working in communities that are predominantly populated with lower income families should consider the possibility of providing such services and supplies as textbooks, athletic equipment, free admissions to school plays and parties, musical equipment and minor health services out of tax funds at no direct cost to the pupils.

Administrators and Teachers

Administrators and teachers should work together to encourage

greater attendance at school functions and more classroom visitation. Each of these factors appeared to be associated with a greater degree of satisfaction on the part of parents. The administrators and teachers should also strive to do a more thorough job of interpreting the program of the high school to such groups of parents as home-owners, voters, and mothers. This study gave evidence that the above sets of parents were not as well satisfied with their schools as were parents who did not own their homes, did not vote, and those who were fathers.

Administrators and teachers in larger schools and in communities predominantly populated with higher income families should critically review their curricula with a view toward providing needed additional experiences for their students. Parents in these types of communities indicated their willingness to pay extra taxes, if necessary, for the addition of these curricular opportunities for their children.