

Published in final edited form as:

Heterocycles. 2012 December 31; 86(2): . doi:10.3987/COM-12-S(N)122.

Synthesis of a Library of 1,5,2-Dithiazepine 1,1-Dioxides. Part 2: Routes to Bicyclic Sultams

 Qin Zang^a, Salim Javed^{a,b}, Aihua Zhou^a, Chris A. Knudtson^a, Danse Bi^a, Fatima Z. Basha^b, and Paul R. Hanson^{a,*}
^aDepartment of Chemistry, University of Kansas, 1251 Wescoe Hall Drive, Lawrence, KS 66045-7582 and the University of Kansas Center for Chemical Methodologies and Library Development (KU-CMLD), 2034 Becker Drive, Delbert M. Shankel Structural Biology Center, Lawrence, Kansas 66047-3761

^bH. E. J. Research Institute of Chemistry, International Center for Chemical and Biological Sciences, University of Karachi, Pakistan

Abstract

The synthesis of a library of bicyclic sultams incorporating the 1,5,2-dithiazepine 1,1-dioxide moiety is reported. Following scaffold synthesis via a one-pot sulfonylation/intramolecular thia-Michael protocol, several additional cyclization strategies have been realized enabling access to new bicyclic sultams.

Sultams have attracted attention recently due to their potent biological activity.^{1,2} In particular, a number of 7-membered thiazepane 1,1-dioxide-containing compounds have shown interesting bioactivities. Some representative examples include mitogen-activated protein (MAP) kinases inhibitor **A**,³ CCR2, CCR5, and/or CCR3 antagonist **B**,⁴ PKC- θ inhibitor **C** for the treatment of inflammatory diseases,⁵ thiazepinoindole **D**, an inhibitor of BACE-1 for treatment of Alzheimer's disease,⁶ platelet aggregation inhibitor **E**,⁷ derivatives of avermectin monosaccharide **F** and **G** with pesticidal properties,⁸ and HIV integrase inhibitor **H** (Figure 1).⁹

Despite the diverse biological activity of thiazepane 1,1-dioxides shown in Figure 1, the synthesis of bicyclic sultams incorporating this type of moiety is limited.^{10,11} The reported methodologies for other non-benzofused bicyclic sultams include Diels-Alder reaction,¹² 1,3-dipolar cycloaddition,¹³ Pauson Khand cyclization,¹⁴ RCM,¹⁵ Heck-type cyclization,¹⁶ oxa-Michael and Baylis-Hillman reaction,¹⁷ as well as oxidation from isothiazole.¹⁸ In this regard, we sought simple installation of an additional ring to the previously reported 1,5,2-dithiazepine 1,1-dioxide scaffolds in order to enrich our collection of sultam chemotypes.

In previous work, we reported a one-pot sulfonylation/intramolecular thia-Michael protocol for the synthesis of 1,5,2-dithiazepine 1,1-dioxide scaffolds (Scheme 1). The reaction was carried out up to 40-gram scale (cysteine ethyl ester), and about 20 grams of the desired product **3b** was obtained after recrystallization (CHCl₃) in a single reaction step. With the large quantity of scaffold **3b** in hand, we set out to utilize the free sulfonamide N-H and a nearby ester group for initial functional group manipulations, followed by additional cyclization.

Initial coupling of sultam **3b** and Boc-protected amino acids started investigations of secondary cyclization pathways to form fused sultams (Scheme 2). Subsequently, Boc removal from coupling product **4** with TFA and quenching with water enabled *in situ* cyclization to **5**. Three amino acids, leucine, methionine, and isoleucine were used to generate the three corresponding (*R*)-hexahydropyrazino[1,2-*b*] [1,5,2]dithiazepine-6,9-dione 1,1-dioxides (**5a–c**) (Scheme 2).

A number of *N*-substituted (*R*)-dihydro-2*H*-imidazo[1,5-*b*][1,5,2]dithiazepine-6,8(3*H*,7*H*)-dione 1,1-dioxides (**6a–d**) were synthesized by treatment of **3b** with isocyanates under basic condition (K₂CO₃) in THF (Scheme 3). In this reaction, nucleophilic addition of sulfonamide to the isocyanate formed urea intermediates, which were shown to rapidly undergo *in situ* cyclization at room temperature with the neighboring ester group to afford the bicyclic product in good to excellent yields.

Alternatively, the ester group in **3b** was reduced and mesylated to generate **7**, which could be further reacted with secondary amines in simple nucleophilic substitutions to form **8**, while reaction with primary amines afforded **9**, and thus providing additional cyclization manifolds to explore. To this end, sultams **9a–c** were reacted with 1,1'-carbonyldiimidazole (CDI), 1,2-dibromoethane, and paraformaldehyde to provide bicyclic products **10**, **11**, and **12**, respectively (Scheme 4). It should be mentioned that the yield for compounds **11a–c** were generally low. We envisioned it is because the difficulty in the alkylation of the sulfonamide due to its low nucleophilicity.

In conclusion, we have successfully developed five different strategies for the production of different bicyclic sultams, namely (*R*)-hexahydropyrazino[1,2-*b*] [1,5,2]dithiazepine-6,9-dione 1,1-dioxides (**5**), (*R*)-dihydro-2*H*-imidazo[1,5-*b*][1,5,2]dithiazepine-6,8(3*H*,7*H*)-dione 1,1-dioxides (**6**), (*R*)-hexahydro-2*H*-imidazo[1,5-*b*][1,5,2]dithiazepine 1,1-dioxides (**10**), (*R*)-octahydropyrazino[1,2-*b*][1,5,2]dithiazepine 1,1-dioxides (**11**), and (*R*)-tetrahydro-2*H*-imidazo[1,5-*b*][1,5,2]dithiazepin-8(3*H*)-one 1,1-dioxides (**12**). To the best of our knowledge, these bicyclic systems containing the 1,5,2-dithiazepine 1,1-dioxide motif have not been previously reported. The compounds produced are under screening within the NIH Molecular Library Screening Network (NIH-MLSCN) and with other biological collaborators.

Experimental

All reactions were carried out under argon atmosphere. Stirring was achieved with oven-dried magnetic stir bars. Et₂O, toluene, THF and CH₂Cl₂ were either purchased through Sigma-Aldrich or purified by passage through the Solv-Tek purification system employing activated Al₂O₃ (Grubbs, R. H.; Rosen, R. K.; Timmers, F. J. *Organometallics* 1996, **15**, 1518–1520). Et₃N was purified by passage over basic alumina or distilled over CaH and stored over KOH. Flash column chromatography was performed with Sorbent Technologies (30930M-25, Silica Gel 60A, 40–63 μm). Thin layer chromatography was performed on silica gel 60F254 plates (EM-5717, Merck). Deuterated solvents were purchased from Cambridge Isotope laboratories. ¹H, ¹³C NMR spectra were recorded on a Bruker DRX-400 spectrometer operating at 400 MHz, 100 MHz respectively as well as a Bruker DRX-500 spectrometer operating at 500 MHz, 125 MHz respectively and a Avance AV-III 500 with a dual carbon/proton (CPDUL) cryoprobe operating at 500 MHz, 125 MHz respectively. Observed rotations at 589 nm were measured using AUTOPOL IV Model automatic polarimeter. Weights were taken on a Flexiweigh Automatic Weigher; weight tolerance +/- 0.3mg. Samples were concentrated on a GeneVac EZ personal evaporator and placed under high vacuum for 2 hours before final weights were taken.

General procedure for the synthesis of 4 from scaffolds 3b

To a solution of **3b** (0.5 mmol, 1 equiv.), Boc-protected amino acid (0.55 mmol, 1.1 equiv.) and DMAP (0.25 mmol, 0.5 equiv.) in CH₂Cl₂ (5 mL) was added DCC (0.55 mmol, 1.1 equiv.). After the reaction was stirred at rt for 14 h, the reaction was quenched with the addition of H₂O. The mixture was extracted with CH₂Cl₂, and the combined organic layers were washed with brine and dried (Na₂SO₄). The crude product was purified via flash chromatography.

(R)-ethyl 2-((S)-2-((tert-butoxycarbonyl)amino)-4-methylpentanoyl)-1,5,2-dithiazepane-3-carboxylate 1,1-dioxide (**4a**)

White solid, yield 59%. mp 63–64 °C. [α]_D²⁰ -43.0 (c 1.05, CH₂Cl₂). FTIR: 3377, 2959, 2934, 1742, 1697, 1506, 1367, 1161 cm⁻¹. ¹H NMR (500 MHz, CDCl₃) δ 5.55 (dd, *J* = 10.1, 8.1 Hz, 1H), 5.22 (td, *J* = 11.0, 2.8 Hz, 1H), 5.03 (d, *J* = 9.8 Hz, 1H), 4.59 (ddd, *J* = 15.1, 11.3, 5.2 Hz, 1H), 4.26 (dq, *J* = 10.7, 7.1 Hz, 1H), 4.18 (dq, *J* = 10.7, 7.1 Hz, 1H), 3.67 (dt, *J* = 14.8, 2.9 Hz, 1H), 3.49–3.36 (m, 2H), 3.02–2.88 (m, 2H), 1.90–1.82 (m, 1H), 1.81–1.75 (m, 1H), 1.57–1.50 (m, 1H), 1.43 (s, 9H), 1.29 (t, *J* = 7.1 Hz, 3H), 0.98 (d, *J* = 6.9 Hz, 3H), 0.97 (d, *J* = 6.9 Hz, 3H). ¹³C NMR (126 MHz, CDCl₃) δ 176.0, 169.1, 156.1, 80.3, 62.0, 56.5, 54.3, 52.9, 41.1, 35.6, 28.3, 28.2, 24.9, 23.5, 20.8, 14.0. HRMS (ESI) *m/z* calculated for C₁₈H₃₂N₂O₇S₂Na 475.1549 (M+Na)⁺, found 475.1542.

(R)-ethyl 2-((S)-2-((tert-butoxycarbonyl)amino)-4-(methylthio)butanoyl)-1,5,2-dithiazepane-3-carboxylate 1,1-dioxide (**4b**)

Colorless oil, yield 53%. [α]_D²⁰ -45.6 (c 1.15, CH₂Cl₂). FTIR: 3385, 2967, 2932, 1742, 1703, 1504, 1366, 1163 cm⁻¹. ¹H NMR (500 MHz, CDCl₃) δ 5.54 (dd, *J* = 10.0, 8.1 Hz, 1H), 5.20 (ddd, *J* = 30.4, 18.4, 6.6 Hz, 2H), 4.59–4.47 (m, 1H), 4.23 (ddq, *J* = 46.8, 10.7, 7.1 Hz, 2H), 3.68 (dt, *J* = 14.8, 2.8 Hz, 1H), 3.43 (qd, *J* = 15.6, 9.1 Hz, 2H), 3.03–2.89 (m, 2H), 2.74–2.56 (m, 2H), 2.37–2.24 (m, 1H), 2.13 (s, 3H), 1.89–1.78 (m, 1H), 1.43 (s, 9H), 1.29 (t, *J* = 7.1 Hz, 3H). ¹³C NMR (126 MHz, CDCl₃) δ 174.8, 168.9, 156.1, 80.6, 62.0, 56.6, 54.4, 53.7, 35.5, 32.7, 30.2, 28.3, 28.2, 15.3, 14.0. HRMS (ESI) *m/z* calculated for C₁₇H₃₀N₂O₇S₃Na 493.1113 (M+Na)⁺, found 493.1101.

(R)-ethyl 2-((2S,3S)-2-((tert-butoxycarbonyl)amino)-3-methylpentanoyl)-1,5,2-dithiazepane-3-carboxylate 1,1-dioxide (**4c**)

Colorless oil, yield 65%. [α]_D²⁰ -46.3 (c 0.95, CH₂Cl₂). FTIR: 3364, 2970, 2935, 1742, 1697, 1504, 1367, 1163 cm⁻¹. ¹H NMR (500 MHz, CDCl₃) δ 5.62 (dd, *J* = 10.1, 8.1 Hz, 1H), 5.13 (dd, *J* = 10.2, 6.8 Hz, 1H), 5.04 (d, *J* = 10.2 Hz, 1H), 4.63–4.53 (m, 1H), 4.25 (ddd, *J* = 14.3, 8.9, 5.4 Hz, 1H), 4.18 (ddd, *J* = 14.3, 8.9, 5.4 Hz, 1H), 3.67 (dt, *J* = 15.0, 2.9 Hz, 1H), 3.43 (qd, *J* = 15.6, 9.1 Hz, 2H), 3.00–2.89 (m, 2H), 1.93–1.86 (m, 1H), 1.64 (ddd, *J* = 13.3, 7.6, 2.9 Hz, 1H), 1.43 (s, 9H), 1.27 (t, *J* = 7.1 Hz, 3H), 1.20 (ddd, *J* = 13.4, 9.7, 7.3 Hz, 1H), 1.09 (d, *J* = 6.9 Hz, 3H), 0.93 (t, *J* = 7.4 Hz, 3H). ¹³C NMR (126 MHz, CDCl₃) δ 175.1, 169.2, 156.1, 80.3, 62.0, 57.5, 56.8, 54.0, 38.6, 35.7, 28.4, 28.2, 24.0, 15.5, 14.0, 11.2. HRMS (ESI) *m/z* calculated for C₁₈H₃₂N₂O₇S₂Na 475.1549 (M+Na)⁺, found 475.1547.

General procedure for the synthesis of 5 from 4

To a solution of **4** (0.2 mmol, 1 equiv.) in CH₂Cl₂ (1 mL) was added TFA (0.4 ml) at rt and kept stirring for 30 min, then added with H₂O (4 ml). The reaction was stirred at rt for 48 h and the mixture was extracted with CH₂Cl₂. The combined organic layers were washed with sat. aq. NaHCO₃, brine and dried (Na₂SO₄). The crude product was purified via flash chromatography.

(5aR,8S)-8-isobutylhexahydropyrazino[1,2-b][1,5,2]dithiazepine-6,9-dione 1,1-dioxide (5a)

White solid, yield 99%. mp 187–188 °C. $[\alpha]_D^{20}$ -58.1 (c 1.20, CH₂Cl₂). FTIR: 3354, 2959, 2934, 1688, 1369, 1167, 731 cm⁻¹. ¹H NMR (500 MHz, CDCl₃) δ 6.79 (s, 1H), 4.89 (dd, *J* = 8.8, 1.8 Hz, 1H), 4.23–4.13 (m, 2H), 3.65–3.57 (m, 2H), 3.48 (dd, *J* = 15.9, 1.3 Hz, 1H), 3.03 (dt, *J* = 15.5, 3.5 Hz, 1H), 2.88 (ddd, *J* = 15.7, 12.9, 3.1 Hz, 1H), 1.97 (ddd, *J* = 15.0, 11.1, 3.9 Hz, 1H), 1.83–1.75 (m, 2H), 1.02 (d, *J* = 6.3 Hz, 3H), 0.97 (d, *J* = 6.4 Hz, 3H). ¹³C NMR (126 MHz, CDCl₃) δ 168.4, 166.4, 56.3, 54.4, 52.4, 45.6, 41.0, 29.4, 24.0, 23.1, 20.8. HRMS (ESI) *m/z* calculated for C₁₁H₁₉N₂O₄S₂ 307.0786 (M+H)⁺, found 307.0775.

(5aR,8S)-8-(2-(methylthio)ethyl)hexahydropyrazino[1,2-b][1,5,2]dithiazepine-6,9-dione 1,1-dioxide (5b)

White solid, yield 85%. mp 192–193 °C. $[\alpha]_D^{20}$ -73.6 (c 0.85, CH₂Cl₂). FTIR: 3329, 2920, 1688, 1369, 1167, 731 cm⁻¹. ¹H NMR (500 MHz, CDCl₃) δ 6.99 (s, 1H), 4.89 (dd, *J* = 8.7, 1.8 Hz, 1H), 4.44 (ddd, *J* = 9.0, 4.0, 2.5 Hz, 1H), 4.18 (ddd, *J* = 15.0, 12.9, 4.1 Hz, 1H), 3.66–3.58 (m, 2H), 3.51 (dd, *J* = 15.9, 1.4 Hz, 1H), 3.04 (dt, *J* = 15.5, 3.5 Hz, 1H), 2.89 (ddd, *J* = 15.7, 12.9, 3.1 Hz, 1H), 2.78 (ddd, *J* = 12.9, 6.7, 6.0 Hz, 1H), 2.71–2.64 (m, 1H), 2.51–2.43 (m, 1H), 2.18–2.12 (m, 4H). ¹³C NMR (126 MHz, CDCl₃) δ 168.2, 166.0, 56.4, 54.9, 52.4, 41.1, 34.7, 30.0, 29.4, 15.0. HRMS (ESI) *m/z* calculated for C₁₀H₁₇N₂O₄S₃ 325.0350 (M+H)⁺, found 325.0347.

(5aR,8S)-8-((R)-sec-butyl)hexahydropyrazino[1,2-b][1,5,2]dithiazepine-6,9-dione 1,1-dioxide (5c)

White solid, yield 88%. mp 195–196 °C. $[\alpha]_D^{20}$ -53.2 (c 0.75, CH₂Cl₂). FTIR: 3341, 2964, 2932, 1682, 1369, 1167, 733 cm⁻¹. ¹H NMR (500 MHz, CDCl₃) δ 6.57 (s, 1H), 4.91–4.85 (m, 1H), 4.22–4.11 (m, 2H), 3.67 (dt, *J* = 15.0, 3.1 Hz, 1H), 3.62–3.59 (m, 2H), 3.01 (dt, *J* = 15.0, 3.1 Hz, 1H), 3.62–3.59 (m, 2H), 3.01 (dt, *J* = 15.5, 3.7 Hz, 1H), 2.90 (ddd, *J* = 15.6, 12.7, 3.0 Hz, 1H), 2.25 (ddd, *J* = 13.9, 7.1, 3.5 Hz, 1H), 1.76–1.67 (m, 1H), 1.19 (ddd, *J* = 13.5, 10.2, 7.3 Hz, 1H), 1.08 (d, *J* = 7.1 Hz, 3H), 0.95 (t, *J* = 7.4 Hz, 3H). ¹³C NMR (126 MHz, CDCl₃) δ 166.9, 166.2, 61.3, 56.5, 53.9, 40.9, 38.0, 29.1, 24.4, 15.5, 11.6. HRMS (ESI) *m/z* calculated for C₁₁H₁₉N₂O₄S₂ 307.0786 (M+H)⁺, found 307.0779.

General procedure for the synthesis of 6 from 3b

To a solution of **3b** (0.2 mmol, 1 equiv.) in THF (2 mL) was added K₂CO₃ (0.22 mmol, 1.1 equiv.), isocyanate (0.22 mmol, 1.1 equiv.) at rt and kept stirring for 14 h. The reaction was quenched with the addition of H₂O. The mixture was extracted with EtOAc and combined organic layers were washed with brine and dried (Na₂SO₄). The crude product was purified via flash chromatography.

(R)-7-isopropylidihydro-2H-imidazo[1,5-b][1,5,2]dithiazepine-6,8(3H,7H)-dione 1,1-dioxide (6a)

White solid, yield 84%. mp 157–158 °C. $[\alpha]_D^{20}$ -79.4 (c 0.85, CH₂Cl₂). FTIR: 2972, 2931, 1790, 1722, 1410, 1389, 1367, 1167, 756, 546 cm⁻¹. ¹H NMR (500 MHz, CDCl₃) δ 4.48 (dd, *J* = 5.7, 1.2 Hz, 1H), 4.39 (hept, *J* = 6.9 Hz, 1H), 3.81–3.67 (m, 2H), 3.52 (dd, *J* = 15.4, 5.7 Hz, 1H), 3.48–3.44 (m, 1H), 3.02–2.90 (m, 2H), 1.45 (d, *J* = 5.1 Hz, 3H), 1.44 (d, *J* = 5.1 Hz, 3H). ¹³C NMR (126 MHz, CDCl₃) δ 169.3, 153.5, 58.2, 54.3, 45.4, 38.0, 28.1, 19.6, 19.2. HRMS (ESI) *m/z* calculated for C₉H₁₄N₂O₄S₂Na 301.0293 (M+Na)⁺, found 301.0290.

(R)-7-cyclohexyldihydro-2H-imidazo[1,5-b][1,5,2]dithiazepine-6,8(3H,7H)-dione 1,1-dioxide (6b)

White solid, yield 85%. mp 169–170 °C. $[\alpha]_{\text{D}}^{20}$ -92.7 (c 0.10, CH₂Cl₂). FTIR: 2931, 1720, 1408, 1371, 1167, 1148, 754, 548 cm⁻¹. ¹H NMR (500 MHz, CDCl₃) δ 4.48 (dd, *J* = 5.8, 1.1 Hz, 1H), 3.97 (tt, *J* = 12.4, 3.9 Hz, 1H), 3.80–3.67 (m, 2H), 3.52 (dd, *J* = 15.4, 5.8 Hz, 1H), 3.48–3.43 (m, 1H), 3.00–2.89 (m, 2H), 2.18–2.04 (m, 2H), 1.90–1.81 (m, 2H), 1.77–1.63 (m, 3H), 1.38–1.15 (m, 3H). ¹³C NMR (126 MHz, CDCl₃) δ 169.3, 153.6, 58.1, 54.3, 53.0, 38.0, 29.3, 28.8, 28.1, 25.7, 25.6, 24.9. HRMS (ESI) *m/z* calculated for C₁₂H₁₉N₂O₄S₂ 319.0786 (M+H)⁺, found 319.0782.

(R)-7-(2-methoxyphenyl)dihydro-2H-imidazo[1,5-b][1,5,2]dithiazepine-6,8(3H,7H)-dione 1,1-dioxide (6c)

White solid, yield 82%. mp 216–217 °C. $[\alpha]_{\text{D}}^{20}$ -73.8 (c 0.85, CH₂Cl₂). FTIR: 2970, 2932, 1736, 1506, 1404, 1369, 1167, 750, 731, 548 cm⁻¹. ¹H NMR (500 MHz, CDCl₃) δ 7.46 (td, *J* = 8.2, 1.7 Hz, 1H), 7.22 (td, *J* = 7.9, 1.6 Hz, 1H), 7.09–7.01 (m, 2H), 4.75 (ddd, *J* = 19.6, 5.5, 1.5 Hz, 1H), 3.88–3.71 (m, 5H), 3.67–3.55 (m, 2H), 3.06–2.98 (m, 2H). ¹³C NMR (126 MHz, CDCl₃) δ 168.6, 168.2, 155.0, 152.6, 131.60, 129.4, 120.9, 112.2, 59.0, 55.9, 54.3, 38.1, 28.2. HRMS (ESI) *m/z* calculated for C₁₃H₁₄N₂O₅S₂Na 365.0242 (M+Na)⁺, found 365.0239.

(R)-ethyl 4-(1,1-dioxido-6,8-dioxodihydro-2H-imidazo[1,5-b][1,5,2]dithiazepin-7(3H,5H,8H)-yl)benzoate (6d)

White solid, yield 54%. mp 203–204 °C. $[\alpha]_{\text{D}}^{20}$ -12.8 (c 0.75, CH₂Cl₂). FTIR: 2982, 2930, 1738, 1398, 1369, 1279, 1167, 768, 748, 731, 721, 548 cm⁻¹. ¹H NMR (500 MHz, CDCl₃) δ 8.21–8.16 (m, 2H), 7.55–7.49 (m, 2H), 4.77 (dd, *J* = 5.5, 1.4 Hz, 1H), 4.41 (q, *J* = 5.5, 1.4 Hz, 1H), 4.41 (q, *J* = 7.1 Hz, 2H), 3.89–3.75 (m, 2H), 3.63 (qd, *J* = 15.5, 3.4 Hz, 2H), 3.08–2.98 (m, 2H), 1.42 (t, *J* = 7.2 Hz, 3H). ¹³C NMR (126 MHz, CDCl₃) δ 168.2, 165.4, 152.3, 134.0, 131.1, 130.6, 125.9, 61.4, 58.8, 54.4, 38.1, 28.3, 14.3. HRMS (ESI) *m/z* calculated for C₁₅H₁₆N₂O₆S₂Na 407.0347 (M+Na)⁺, found 407.0344.

General procedure for the synthesis of 7 from scaffolds 3b

A solution of NaBH₄ (24 mmol, 4 equiv.) in 50% EtOH/H₂O (10 mL) was added to a suspension of **3b** (6 mmol, 1 equiv.) in 50% EtOH/H₂O (10 mL). After the reaction was stirred at 80 °C for 4 h, solvent was evaporated to afford the crude alcohol, which was purified via flash chromatography. Mesyl chloride (4.8 mmol, 1.2 equiv.) and Et₃N (4.8 mmol, 1.2 equiv.) was added to a solution of the resulted alcohol (4 mmol, 1 equiv.) in CH₂Cl₂ (20 mL) at 0 °C. The reaction was warmed to rt and stirred for 2 h, and solvent was removed under reduced pressure. The crude product was purified via flash chromatography.

(R)-(1,1-dioxido-1,5,2-dithiazepan-3-yl)methyl methanesulfonate (7)

White solid, yield 73% (over two steps). mp 97–98 °C. $[\alpha]_{\text{D}}^{20}$ +16.0 (c 1.00, CH₂Cl₂). FTIR: 2982, 2930, 1738, 1398, 1369, 1279, 1167, 768, 748, 731, 721, 548 cm⁻¹. ¹H NMR (500 MHz, MeOD) δ 4.26 (dd, *J* = 10.2, 7.4 Hz, 1H), 4.19 (dd, *J* = 10.2, 5.9 Hz, 1H), 3.63–3.57 (m, 1H), 3.55–3.46 (m, 1H), 3.40 (ddd, *J* = 14.3, 8.3, 5.9 Hz, 1H), 3.16 (dd, *J* = 15.2, 5.3 Hz, 1H), 3.13 (s, 3H), 3.01 (dd, *J* = 15.2, 10.3 Hz, 1H), 2.95–2.90 (m, 2H). ¹³C NMR (126 MHz, MeOD) δ 72.6, 60.4, 54.7, 37.5, 37.0, 29.0. HRMS (ESI) *m/z* calculated for C₆H₁₃NO₅S₃Na 297.9854 (M+Na)⁺, found 297.9857.

General procedure for the synthesis of 8 and 9 from 7

A solution of **7** (0.2 mmol, 1 equiv.) in MeCN (0.4 mL) was added amine (2 mmol, 10 equiv. for primary amine; 0.8 mmol, 4 equiv. for secondary amine). After the reaction was stirred at rt for 14 h, solvent was evaporated. The residue was dissolved in CH₂Cl₂, washed with H₂O and brine, and dried over Na₂SO₄. The crude product was purified via flash chromatography.

(R)-3-(morpholinomethyl)-1,5,2-dithiazepane 1,1-dioxide (8a)

White solid, yield 88%. mp 148–150 °C. $[\alpha]_D^{20}$ -2.6 (c 0.80, CH₂Cl₂). FTIR: 3306, 2918, 2960, 2799, 1331, 1294, 1148, 1126, 1111 cm⁻¹. ¹H NMR (500 MHz, CDCl₃) δ 5.59 (s, 1H), 3.70–3.58 (m, 5H), 3.55 (dt, *J* = 14.0, 3.3 Hz, 1H), 3.30 (dd, *J* = 15.7, 5.4 Hz, 1H), 3.18 (ddd, *J* = 14.0, 10.4, 5.5 Hz, 1H), 2.86–2.81 (m, 2H), 2.64 (dd, *J* = 15.7, 1.3 Hz, 1H), 2.54 (dd, *J* = 10.7, 5.0 Hz, 2H), 2.47 (t, *J* = 11.7 Hz, 1H), 2.31 (d, *J* = 5.8 Hz, 2H), 2.12 (dd, *J* = 12.0, 4.1 Hz, 1H). ¹³C NMR (126 MHz, CDCl₃) δ 66.8, 61.4, 58.7, 53.3, 46.6, 37.7, 28.5. HRMS (ESI) *m/z* calculated for C₉H₁₉N₂O₃S₂ 267.0837 (M+H)⁺, found 267.0837.

(R)-3-(piperidin-1-ylmethyl)-1,5,2-dithiazepane 1,1-dioxide (8b)

White solid, yield 96%. mp 151–152 °C. $[\alpha]_D^{20}$ -3.5 (c 0.95, CH₂Cl₂). FTIR: 3321, 2931, 1329, 1294, 1148, 1128 cm⁻¹. ¹H NMR (500 MHz, CDCl₃) δ 5.80 (s, 1H), 3.71–3.64 (m, 1H), 3.63–3.56 (m, 1H), 3.35 (dd, *J* = 15.6, 5.4 Hz, 1H), 3.24 (ddd, *J* = 14.0, 10.9, 5.0 Hz, 1H), 2.97–2.84 (m, 2H), 2.69 (dd, *J* = 15.6, 1.2 Hz, 1H), 2.54 (s, 2H), 2.46 (t, *J* = 11.7 Hz, 1H), 2.28 (s, 2H), 2.11 (dd, *J* = 12.0, 4.1 Hz, 1H), 1.57 (dq, *J* = 11.0, 5.6 Hz, 4H), 1.43 (dd, *J* = 11.0, 5.8 Hz, 2H). ¹³C NMR (126 MHz, CDCl₃) δ 61.5, 58.6, 54.3, 46.9, 37.8, 28.5, 25.9, 24.2. HRMS (ESI) *m/z* calculated for C₁₀H₂₁N₂O₂S₂ 265.1044 (M+H)⁺, found 265.1044.

(R)-3-((diallylamino)methyl)-1,5,2-dithiazepane 1,1-dioxide (8c)

Pale yellow viscous oil, yield 86%. $[\alpha]_D^{20}$ -21.1 (c 0.95, CH₂Cl₂). FTIR: 3080, 2931, 1643, 1329, 1294, 1144, 1130 cm⁻¹. ¹H NMR (500 MHz, CDCl₃) δ 5.89–5.76 (m, 2H), 5.65 (s, 1H), 5.20 (s, 2H), 5.19–5.16 (m, 2H), 3.61 (dddd, *J* = 11.9, 9.8, 4.6, 2.5 Hz, 2H), 3.32 (dd, *J* = 15.6, 5.3 Hz, 1H), 3.28–3.21 (m, 3H), 3.02 (dd, *J* = 14.1, 7.4 Hz, 2H), 2.92–2.88 (m, 2H), 2.71 (dd, *J* = 15.6, 1.8 Hz, 1H), 2.62 (dd, *J* = 12.4, 11.0 Hz, 1H), 2.30 (dd, *J* = 12.4, 4.4 Hz, 1H). ¹³C NMR (126 MHz, CDCl₃) δ 134.3, 118.5, 58.7, 56.6, 56.0, 47.8, 37.6, 28.5. HRMS (ESI) *m/z* calculated for C₁₁H₂₁N₂O₂S₂ 277.1044 (M+H)⁺, found 277.1039.

(R)-3-((prop-2-yn-1-ylamino)methyl)-1,5,2-dithiazepane 1,1-dioxide (9a)

Pale yellow oil, yield 77%. $[\alpha]_D^{20}$ -3.0 (c 1.00, CH₂Cl₂). FTIR: 3279, 2920, 2851, 1325, 1294, 1144, 1128, 717 cm⁻¹. ¹H NMR (500 MHz, CDCl₃) δ 3.62–3.49 (m, 2H), 3.45–3.41 (m, 2H), 3.36–3.25 (m, 2H), 2.92–2.82 (m, 4H), 2.72 (dd, *J* = 12.0, 10.1 Hz, 1H), 2.25 (t, *J* = 2.4 Hz, 1H). ¹³C NMR (126 MHz, CDCl₃) δ 81.3, 72.0, 58.7, 51.3, 50.5, 37.6, 37.5, 28.3. HRMS (ESI) *m/z* calculated for C₈H₁₆N₂O₂S₂ 235.0575 (M+H)⁺, found 235.0580.

(R)-3-((benzylamino)methyl)-1,5,2-dithiazepane 1,1-dioxide (9b)

Colorless oil, yield 99%. $[\alpha]_D^{20}$ -4.3 (c 0.60, CH₂Cl₂). FTIR: 3298, 2918, 2843, 1325, 1294, 1147, 1128, 737, 717, 700 cm⁻¹. ¹H NMR (500 MHz, CDCl₃) δ 7.38–7.33 (m, 2H), 7.29 (dd, *J* = 7.8, 2.1 Hz, 3H), 3.79 (q, *J* = 13.3 Hz, 2H), 3.56 (ddt, *J* = 9.5, 5.2, 3.7 Hz, 2H), 3.35–3.26 (m, 2H), 2.93–2.87 (m, 2H), 2.81 (dd, *J* = 15.6, 3.3 Hz, 1H), 2.70 (qd, *J* = 12.0, 7.3 Hz, 2H). ¹³C NMR (126 MHz, CDCl₃) δ 139.5, 128.6, 128.1, 127.3, 58.7, 53.3, 52.0, 50.4, 37.7, 28.4. HRMS (ESI) *m/z* calculated for C₁₂H₁₉N₂O₂S₂ 287.0888 (M+H)⁺, found 287.0883.

(R)-3-((cyclopentylamino)methyl)-1,5,2-dithiazepane 1,1-dioxide (9c)

Colorless oil, yield 77%. $[\alpha]_{\text{D}}^{20}$ -4.3 (c 1.00, CH_2Cl_2). FTIR: 3294, 2953, 1329, 1294, 1148, 1126, 719 cm^{-1} . ^1H NMR (500 MHz, CDCl_3) δ 3.62–3.53 (m, 1H), 3.49 (qd, $J = 5.3, 3.6$ Hz, 1H), 3.34–3.25 (m, 2H), 3.22–2.96 (m, 2H), 2.93–2.86 (m, 2H), 2.81 (dd, $J = 15.5, 3.5$ Hz, 1H), 2.66 (dd, $J = 7.2, 4.7$ Hz, 1H), 1.88–1.78 (m, 2H), 1.74–1.63 (m, 2H), 1.59–1.50 (m, 2H), 1.34–1.23 (m, 2H). ^{13}C NMR (126 MHz, CDCl_3) δ 59.5, 58.7, 51.5, 50.9, 37.7, 33.4, 32.9, 28.4, 23.9, 23.7. HRMS (ESI) m/z calculated for $\text{C}_{10}\text{H}_{21}\text{N}_2\text{O}_2\text{S}_2$ 265.1044 (M+H) $^+$, found 265.1049.

General procedure for the synthesis of 10

A solution of **9** (0.2 mmol, 1 equiv.) in DCM (1 mL) was added Na_2SO_4 (0.6 mmol, 3 equiv.) followed by paraformaldehyde (0.6 mmol, 3 equiv.) at rt. After the reaction was warmed to 40 °C and stirred for 14 h, the solid was removed by filtration. The solution was concentrated to get the crude product, which was purified via flash chromatography.

(R)-7-(prop-2-yn-1-yl)hexahydro-2H-imidazo[1,5-b][1,5,2]dithiazepine 1,1-dioxide (10a)

White solid, yield 54%. mp 129–130 °C. $[\alpha]_{\text{D}}^{20}$ -2.7 (c 0.90, CH_2Cl_2). FTIR: 3275, 2920, 2824, 1335, 1298, 1165, 1148, 1126, 1072, 868, 717, 669 cm^{-1} . ^1H NMR (500 MHz, CDCl_3) δ 4.44 (d, $J = 5.7$ Hz, 1H), 4.21 (d, $J = 5.8$ Hz, 1H), 4.15–4.09 (m, 1H), 3.59 (dt, $J = 14.5, 3.1$ Hz, 1H), 3.48 (dd, $J = 4.3, 2.4$ Hz, 2H), 3.42 (dd, $J = 15.8, 4.7$ Hz, 1H), 3.33–3.25 (m, 2H), 2.99 (dd, $J = 10.9, 9.3$ Hz, 1H), 2.93 (ddd, $J = 15.0, 12.5, 2.6$ Hz, 1H), 2.88–2.81 (m, 2H), 2.31 (t, $J = 2.4$ Hz, 1H). ^{13}C NMR (126 MHz, CDCl_3) δ 78.5, 73.5, 70.9, 57.5, 55.2, 54.0, 42.4, 38.3, 28.0. HRMS (ESI) m/z calculated for $\text{C}_{13}\text{H}_{16}\text{N}_2\text{O}_3\text{S}_2\text{Na}$ 335.0500 (M+Na) $^+$, found 335.0506.

(R)-7-benzylhexahydro-2H-imidazo[1,5-b][1,5,2]dithiazepine 1,1-dioxide (10b)

White solid, yield 66%. mp 112–113 °C. $[\alpha]_{\text{D}}^{20}$ +4.0 (c 1.00, CH_2Cl_2). FTIR: 2920, 2812, 1337, 1163, 1148, 1126, 1070, 984, 868, 741, 717, 548 cm^{-1} . ^1H NMR (500 MHz, CDCl_3) δ 7.38–7.27 (m, 5H), 4.38 (d, $J = 6.0$ Hz, 1H), 4.17–4.09 (m, 2H), 3.76 (dd, $J = 32.0, 12.8$ Hz, 2H), 3.58 (dt, $J = 14.5, 2.8$ Hz, 1H), 3.43 (dd, $J = 15.6, 4.1$ Hz, 1H), 3.26 (ddd, $J = 14.7, 12.6, 3.9$ Hz, 1H), 3.19 (dd, $J = 11.0, 6.4$ Hz, 1H), 2.96–2.90 (m, 1H), 2.90–2.82 (m, 2H), 2.80 (d, $J = 15.6$ Hz, 1H). ^{13}C NMR (126 MHz, CDCl_3) δ 137.6, 128.8, 128.5, 127.6, 71.9, 58.5, 58.4, 55.2, 53.7, 38.4, 28.1. HRMS (ESI) m/z calculated for $\text{C}_{13}\text{H}_{19}\text{N}_2\text{O}_2\text{S}_2$ 299.0888 (M+H) $^+$, found 299.0875.

(R)-7-cyclopentylhexahydro-2H-imidazo[1,5-b][1,5,2]dithiazepine 1,1-dioxide (10c)

White solid, yield 83%. mp 77–78 °C. $[\alpha]_{\text{D}}^{20}$ -8.5 (c 1.00, CH_2Cl_2). FTIR: 2955, 2868, 2804, 1337, 1177, 1148, 1072, 868, 717 cm^{-1} . ^1H NMR (500 MHz, CDCl_3) δ 4.49 (d, $J = 4.8$ Hz, 1H), 4.15–4.07 (m, 1H), 3.94 (d, $J = 4.9$ Hz, 1H), 3.60–3.53 (m, 1H), 3.40 (dd, $J = 15.7, 4.7$ Hz, 1H), 3.33–3.23 (m, 2H), 2.92 (ddd, $J = 15.1, 12.4, 2.5$ Hz, 1H), 2.87–2.74 (m, 3H), 2.70 (t, $J = 9.8$ Hz, 1H), 1.89–1.69 (m, 4H), 1.61–1.53 (m, 2H), 1.51–1.42 (m, 2H). ^{13}C NMR (126 MHz, CDCl_3) δ 71.1, 63.5, 58.0, 55.1, 54.7, 38.4, 31.9, 31.7, 28.1, 24.1, 23.9. HRMS (ESI) m/z calculated for $\text{C}_{11}\text{H}_{21}\text{N}_2\text{O}_2\text{S}_2$ 277.1044 (M+H) $^+$, found 277.1034.

General procedure for the synthesis of 11

A solution of **9** (0.3 mmol, 1 equiv.) in DMSO (1.5 mL) was added 1,2-dibromoethane (0.36 mmol, 1.2 equiv.) and stirred at rt for 14 h. The reaction was quenched with addition of H_2O and the mixture was extracted with EtOAc, washed with H_2O and brine, and dried (Na_2SO_4). The crude product was purified via flash chromatography.

(R)-7-(prop-2-yn-1-yl)octahydropyrazino[1,2-b][1,5,2]dithiazepine 1,1-dioxide (11a)

Brown solid, yield 43%. mp 103–105 °C. $[\alpha]_D^{20}$ -14.4 (c 0.80, CH₂Cl₂). FTIR: 3273, 2922, 2822, 1329, 1296, 1150, 1134, 1055, 959, 729 cm⁻¹. ¹H NMR (500 MHz, CDCl₃) δ 3.75–3.57 (m, 3H), 3.43–3.26 (m, 4H), 3.24–3.13 (m, 1H), 2.99–2.81 (m, 3H), 2.74–2.54 (m, 4H), 2.28 (t, *J* = 2.4 Hz, 1H). ¹³C NMR (126 MHz, CDCl₃) δ 78.0, 73.8, 59.0, 55.3, 51.7, 46.8, 35.1. HRMS (ESI) *m/z* calculated for C₁₀H₁₇N₂O₂S₂ 261.0731 (M+H)⁺, found 261.0721.

(R)-7-benzyl octahydropyrazino[1,2-b][1,5,2]dithiazepine 1,1-dioxide (11b)

Colorless oil, yield 31%. $[\alpha]_D^{20}$ -16.2 (c 0.50, CH₂Cl₂). FTIR: 2922, 2812, 1344, 1331, 1296, 1150, 1138, 960, 729 cm⁻¹. ¹H NMR (500 MHz, CDCl₃) δ 7.36–7.28 (m, 5H), 4.00 (s, 1H), 3.68–3.60 (m, 3H), 3.53 (dd, *J* = 44.1, 13.1 Hz, 2H), 3.38 (dd, *J* = 14.3, 9.1 Hz, 2H), 3.10 (dd, *J* = 14.4, 6.1 Hz, 1H), 2.94 (ddd, *J* = 15.9, 10.5, 2.1 Hz, 1H), 2.84 (ddd, *J* = 16.0, 6.0, 2.8 Hz, 1H), 2.69 (d, *J* = 10.4 Hz, 1H), 2.59–2.52 (m, 1H), 2.44 (dd, *J* = 11.4, 3.0 Hz, 1H), 2.41 (d, *J* = 11.3 Hz, 1H). ¹³C NMR (126 MHz, CDCl₃) δ 137.7, 128.9, 128.4, 127.3, 62.5, 58.9, 56.2, 53.0, 35.0, 24.8. HRMS (ESI) *m/z* calculated for C₁₄H₂₁N₂O₂S₂ 313.1044 (M+H)⁺, found 313.1040.

(R)-7-cyclopentyl octahydropyrazino[1,2-b][1,5,2]dithiazepine 1,1-dioxide (11c)

White solid, yield 29%. mp 198–100 °C. $[\alpha]_D^{20}$ -18.0 (c 0.55, CH₂Cl₂). FTIR: 2955, 2868, 2808, 1331, 1294, 1277, 1150, 959, 729 cm⁻¹. ¹H NMR (500 MHz, CDCl₃) δ 3.93 (s, 1H), 3.75–3.51 (m, 3H), 3.42–3.27 (m, 2H), 3.17 (dd, *J* = 14.6, 6.0 Hz, 1H), 2.93 (tt, *J* = 16.4, 4.2 Hz, 1H), 2.87–2.80 (m, 1H), 2.88–2.42 (m, 5H), 1.84–1.78 (m, 2H), 1.72–1.64 (m, 2H), 1.59–1.52 (m, 2H), 1.44–1.29 (m, 2H). ¹³C NMR (126 MHz, CDCl₃) δ 66.7, 59.0, 55.7, 51.9, 35.5, 30.3, 24.0, 24.0. HRMS (ESI) *m/z* calculated for C₁₂H₂₃N₂O₂S₂ 291.1201 (M+H)⁺, found 291.1206.

General procedure for the synthesis of 12

A solution of **9** (0.2 mmol, 1 equiv.) in THF (2 mL) was added carbonyldiimidazole (0.3 mmol, 1.5 equiv.) at 0 °C. After the reaction was warmed to 40 °C and stirred for 14 h, the reaction was quenched with addition of H₂O. The mixture was extracted with EtOAc, washed with H₂O and brine, and dried (Na₂SO₄). The crude product was purified via flash chromatography.

(R)-7-(prop-2-yn-1-yl)tetrahydro-2H-imidazo[1,5-b][1,5,2]dithiazepin-8(3H)-one 1,1-dioxide (12a)

White solid, yield 81%. Decomposed above 150 °C. $[\alpha]_D^{20}$ -91.1 (c 0.75, CH₂Cl₂). FTIR: 2978, 2922, 1726, 1358, 1161, 1126, 746, 554 cm⁻¹. ¹H NMR (500 MHz, CDCl₃) δ 4.50–4.41 (m, 1H), 4.12 (t, *J* = 2.4 Hz, 2H), 3.89–3.78 (m, 2H), 3.62 (dt, *J* = 14.9, 2.9 Hz, 1H), 3.54 (dd, *J* = 15.6, 5.1 Hz, 1H), 3.21 (dd, *J* = 9.2, 3.4 Hz, 1H), 2.98–2.83 (m, 3H), 2.31 (t, *J* = 2.5 Hz, 1H). ¹³C NMR (126 MHz, CDCl₃) δ 153.7, 76.3, 73.6, 54.0, 50.5, 47.6, 42.7, 33.0, 28.2. HRMS (ESI) *m/z* calculated for C₉H₁₂N₂O₃S₂Na 283.0187 (M+Na)⁺, found 283.0183.

(R)-7-benzyl tetrahydro-2H-imidazo[1,5-b][1,5,2]dithiazepin-8(3H)-one 1,1-dioxide (12b)

White solid, yield 55%. decomposed above 160 °C. $[\alpha]_D^{20}$ -34.1 (c 0.75, CH₂Cl₂). FTIR: 2905, 1726, 1356, 1161, 1126, 746, 554 cm⁻¹. ¹H NMR (500 MHz, CDCl₃) δ 7.39–7.30 (m, 5H), 4.53 (d, *J* = 15.0 Hz, 1H), 4.43–4.35 (m, 2H), 3.93 (ddd, *J* = 14.9, 12.6, 4.3 Hz, 1H), 3.65 (dt, *J* = 14.9, 2.9 Hz, 1H), 3.57 (t, *J* = 9.5 Hz, 1H), 3.52 (dd, *J* = 15.6, 5.1 Hz, 1H), 3.00–2.86 (m, 3H), 2.80 (d, *J* = 15.6 Hz, 1H). ¹³C NMR (126 MHz, CDCl₃) δ 154.2, 135.1, 128.8, 128.3, 128.0, 54.0, 50.3, 48.0, 47.6, 42.8, 28.3. HRMS (ESI) *m/z* calculated for C₉H₁₅N₂O₂S₂ 247.0575 (M+H)⁺, found 247.0572.

(R)-7-cyclopentyltetrahydro-2H-imidazo[1,5-b][1,5,2]dithiazepin-8(3H)-one 1,1-dioxide (12c)

White solid, yield 76%. mp 193–194 °C. $[\alpha]_D^{20}$ -36.9 (c 1.15, CH₂Cl₂). FTIR: 2957, 2870, 1720, 1356, 1161, 746, 554 cm⁻¹. ¹H NMR (500 MHz, CDCl₃) δ 4.41–4.38 (m, 1H), 4.35 (dd, *J* = 16.1, 8.1 Hz, 1H), 3.91 (ddd, *J* = 14.9, 12.1, 4.8 Hz, 1H), 3.71 (t, *J* = 9.4 Hz, 1H), 3.60 (dt, *J* = 14.9, 2.9 Hz, 1H), 3.54 (dd, *J* = 15.6, 5.0 Hz, 1H), 3.06 (dd, *J* = 9.3, 3.0 Hz, 1H), 2.96–2.84 (m, 3H), 1.96–1.81 (m, 2H), 1.74–1.59 (m, 4H), 1.56–1.47 (m, 2H). ¹³C NMR (126 MHz, CDCl₃) δ 153.8, 53.8, 53.6, 50.2, 44.9, 43.2, 28.6, 28.3, 28.2, 24.1, 24.1. HRMS (ESI) *m/z* calculated for C₁₁H₁₈N₂O₃S₂Na 313.0657 (M+Na)⁺, found 313.0651.

Acknowledgments

This work was generously supported by funds provided by the Institute of General Medical Sciences (P50-GM069663 and P41-GM076302), NIH K-INBRE funds (D.B., P20 RR016475), and the University of Kansas for an Undergraduate Research Award (D.B.). All are gratefully acknowledged.

References (and Notes)

- (a) Drews J. *Science*. 2000; 287:1960–1964. [PubMed: 10720314]; (b) Scozzafava A, Owa T, Mastrolorenzo A, Supuran CT. *Curr Med Chem*. 2003; 10:925–953. [PubMed: 12678681]
- For some examples of bioactive sultams, see (a) Rabasseda X, Hopkins SJ. *Drugs of Today*. 1994; 30:557–563.; (b) Inagaki M, Tsuru T, Jyoyama H, Ono T, Yamada K, Kobayashi K, Hori Y, Arimura A, Yasui K, Ohno K, Kakudo S, Koizumi K, Suzuki R, Kato M, Kawai S, Matsumoto S. *J Med Chem*. 2000; 43:2040–2048. [PubMed: 10821716]; (c) Wroblewski T, Graul A, Castaner J. *Drugs Future*. 1998; 23:365–369.; (d) Tanimukai H, Inui M, Hariguchi S, Kaneko Z. *Biochem Pharmacol*. 1965; 14:961–970. [PubMed: 5835875]; (e) Cherney RJ, Mo R, Meyer DT, Hardman KD, Liu R, Covington MB, Qian M, Wasserman ZR, Christ DD, Trzaskos JM, Newton RC, Decicco CP. *J Med Chem*. 2004; 47:2981–2983. [PubMed: 15163180]; (f) Valente C, Guedes RC, Moreira R, Iley J, Gut J, Rosental PJ. *Biorg Med Chem Lett*. 2006; 16:4115–4119.
- Aebi, J.; Binggeli, A.; Green, L.; Hartmann, G.; Maerki, HP.; Mattei, P.; Ricklin, F.; Roche, O. WO 2010006938. 2010.
- Michelotti, EL.; Kelly, M.; Moffett, K.; Nguyen, D. WO 2010019930. 2010.
- Fleming, PE.; Shi, Z.; Chen, S.; Schmidt, JF.; Reader, JC.; Hone, ND.; Ciavarri, JP. WO2005066139. 2005.
- Charrier N, Clarke B, Cutler L, Demont E, Dingwall C, Dunsdon R, Hawkins J, Hubbard J, Hussain I, Maile G, Matico R, Mosley J, Naylor A, O'Brien A, Redshaw S, Rowland P, Soleol V, Smith KJ, Sweitzer S, Theobald P, Vesey D, Walter DS, Wayne G. *Bioorg Med Chem Lett*. 2009; 19:3669–3673. [PubMed: 19477642]
- Ochiai, Y.; Ishiyama, T.; Kanaya, N. WO2004089937. 2004.
- Pitterna, T.; Maienfisch, P.; Murphy, KF.; Tobler, H.; Cassayre, J.; Quaranta, L. WO 2004067534. 2004.
- Anthony, NJ.; Gomez, RP.; Young, SD.; Egbertson, M.; Wai, JS.; Zhuang, LH.; Embrey, M.; Tran, L.; Melamed, JY.; Langford, HM.; Guare, JP.; Fisher, TE.; Jolly, SM.; Kuo, MS.; Perlow, DS.; Bennett, JJ.; Funk, TW. WO230930. 2002.
- The only two publications other than the one reported by our group (ref 17) are: (a) Hung AW, Ramek A, Wang Y, Kaya T, Wilson JA, Clemons PA, Young DW. *PNAS*. 2011; 108:6799–6804. [PubMed: 21482811]; (b) Calcagni A, Gavuzzo E, Lucente G, Mazza F, Pinnen F, Pochetti G, Rossi D. *Int J Pept Protein Res*. 1991; 37:167–173. [PubMed: 1869368]
- For a review of synthesis of fused sultams, see: Majumdar KC, Mondal S. *Chem Rev*. 2011; 111:7749–7773. [PubMed: 21894896]
- (a) Greig IR, Tozer MJ, Wright PT. *Org Lett*. 2001; 3:369–371. [PubMed: 11428016]; (b) Rogatchov VO, Bernsmann H, Schwab P, Fröhlich R, Wibbeling B, Metz P. *Tetrahedron Lett*. 2002; 43:4753–4756.

13. (a) Chiacchio U, Corsaro A, Rescifina A, Bkaithan M, Grassi G, Piperno A, Privitera T, Romeo G. *Tetrahedron*. 2001; 57:3425–3433.; (b) Chiacchio U, Corsaro A, Gambera G, Rescifina A, Piperno A, Romeo R, Romeo G. *Tetrahedron: Asymmetry*. 2002; 13:1915–1921.
14. Zhou A, Rayabarapu D, Hanson PR. *Org Lett*. 2009; 11:531–534. [PubMed: 19115841]
15. Hanessian S, Sailes H, Therrien E. *Tetrahedron*. 2003; 59:7047–7056.
16. Merten S, Fröhlich R, Kataeva O, Metz P. *Adv Synth Catal*. 2005; 347:754–758.
17. Zhou A, Hanson PR. *Org Lett*. 2008; 10:2951–2954. [PubMed: 18553974]
18. Gelalcha FG, Schulze B. *J Org Chem*. 2002; 67:8400–8406. [PubMed: 12444617]

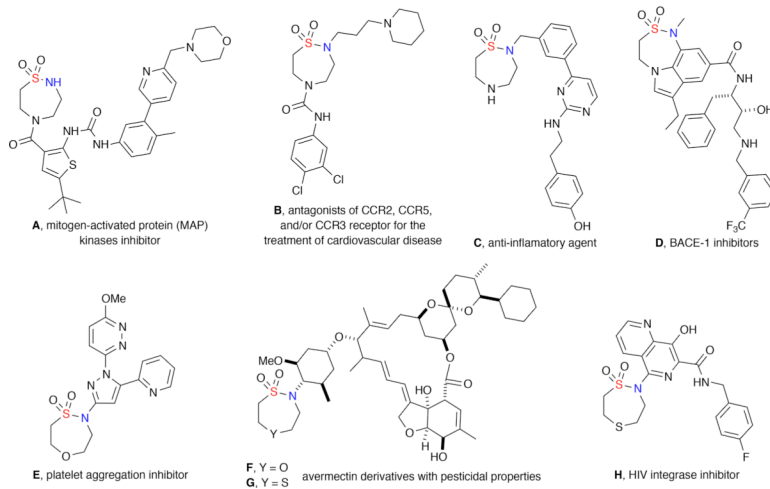
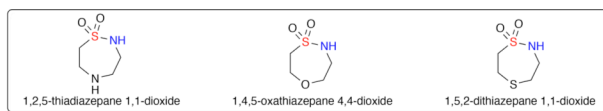
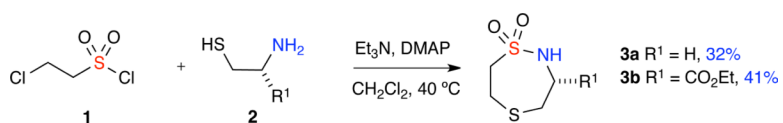
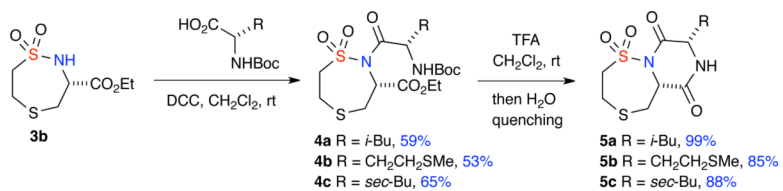


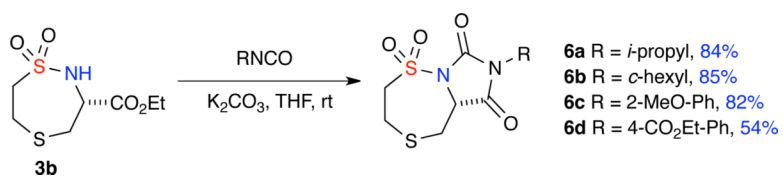
Figure 1.
Bioactive thiazepanes.



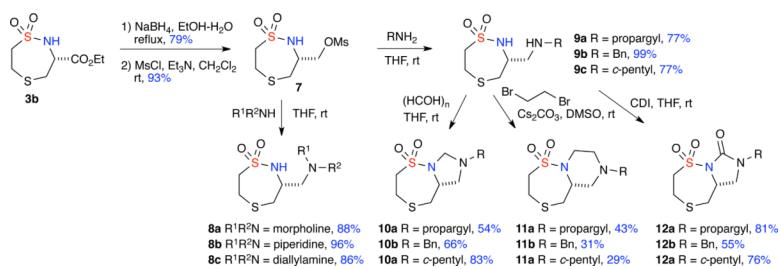
Scheme 1. The synthesis of core scaffolds **3**



Scheme 2. Secondary cyclization strategies toward (*R*)-hexahydropyrazino[1,2-*b*][1,5,2]dithiazepine-6,9-dione 1,1-dioxides (5a-c)



Scheme 3. Secondary cyclization strategies toward (*R*)-dihydro-2*H*-imidazo[1,5-*b*][1,5,2]dithiazepine-6,8(3*H*,7*H*)-dione 1,1-dioxides (6a–d)



Scheme 4. Secondary cyclization strategies toward diverse bicyclic sultams