

Published in final edited form as:

*Org Lett.* 2011 April 15; 13(8): 2038–2041. doi:10.1021/ol200430c.

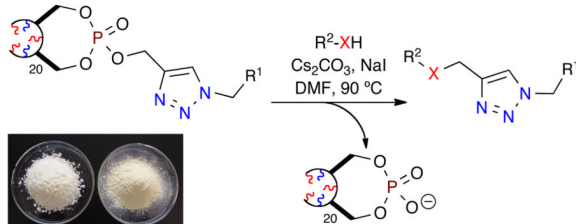
## “Click”-Capture, ROMP, Release: Facile Triazolation Utilizing ROMP-derived Oligomeric Phosphates

Toby R. Long<sup>a</sup>, Saqib Faisal<sup>a,b</sup>, Pradip K. Maity<sup>a</sup>, Alan Rolfe<sup>a</sup>, Ryan Kurtz<sup>a</sup>, Sarra V. Klimberg<sup>a</sup>, Muhammad-Rabbie Najjar<sup>a</sup>, Fatima Z. Basha<sup>b</sup>, and Paul R. Hanson<sup>\*,a</sup>

<sup>a</sup>Department of Chemistry, University of Kansas, 1251 Wescoe Hall Drive, Lawrence, KS, 66045 and The University of Kansas Center for Chemical Methodologies and Library Development (KU-CMLD), 2034 Becker Drive, Delbert M. Shankel Structural Biology Center, Lawrence, KS, 66047.

<sup>b</sup>H. E. J. Research Institute of Chemistry, International Center for Chemical and Biological Science, University of Karachi, Karachi, Pakistan.

### Abstract



Soluble, high-load ROMP-derived oligomeric triazole phosphates (OTP) are reported for application as efficient triazolating reagents of nucleophilic species. Utilizing a “Click”-capture, ROMP, release protocol, the efficient and purification free, direct triazolation of *N*-, *O*- and *S*-nucleophilic species was successfully achieved. A variety of OTP derivatives were rapidly synthesized as free-flowing solids on multi-gram scale from commercially available materials.

Rapid access to collections of diverse molecules in desirable quantities and purity for high-throughput screening is an important challenge in drug discovery. In this regard, methods that integrate synthesis and purification have become powerful tools in the arena of facilitated synthesis.<sup>1,2</sup> This has been driven in recent years by the development of an array of polymer-bound reagents and scavengers for utilization in streamlined protocols to access small molecule libraries.<sup>2</sup> Despite huge advances in this area, limitations in non-linear reaction kinetics (heterogeneous reactions), low resin-load capacities, means of distributing reagents, and solution phase automation technology continue to warrant the development of designer polymers for library production.<sup>3</sup> To this effect, a variety of reagents and scavengers possessing tunable properties have emerged from ring-opening metathesis polymerization (ROMP) technology.<sup>4,5,6</sup> We herein report the development of a new ROMP-derived oligomeric triazole phosphate (OTP) for application as a soluble, efficient triazolating reagent of nucleophilic species. Overall, these reagents are free flowing solids that are easy to handle, non-toxic, soluble, and air stable. In addition, they are easily stored

phanson@ku.edu.

**Supporting Information Available:** Detailed experimental procedures and tabulated <sup>1</sup>H NMR, <sup>13</sup>C NMR, <sup>31</sup>P NMR, FTIR, and mass data and <sup>1</sup>H NMR spectra of products obtained by the described methods. This material is available free of charge via the Internet at <http://pubs.acs.org>.

long-term at room temperature and are readily prepared, *vide infra*, from commercially available starting materials on multi-gram scale.

The development of new methodologies for the diversification of biologically interesting core scaffolds with functional handles is of paramount importance. In this regard, triazoles and their derivatives have demonstrated a wide variety of biological activity, with many reports focusing on antifungal activity.<sup>7</sup> Despite this activity, the utilization of solution phase or immobilized reagents to directly triazolate nucleophilic species in a one-step protocol has been limited to reports of a two-step, one-pot propargylation-click protocol.<sup>8</sup>

Oligomeric and polyphosphates are ideal immobilized leaving groups due to the inherent pK<sub>a</sub>, stability and innate leaving group properties of phosphate anions.<sup>9,10,11</sup> Recently, we reported the generation and application of oligomeric benzyl phosphate (OBP) as an efficient benzylating reagent.<sup>10</sup> We now report the synthesis of ROMP-derived triazolating reagents (OTP) for application in purification free diversifications of nucleophilic species using the title method, termed “Click”-Capture, ROMP, Release. This method utilizes a propargyl-tagged norbornenyl-phosphate to capture an azide in a classical “click” reaction, followed by ROM polymerization to generate the desired soluble oligomeric triazole reagent (OTP) **4**. Subsequent release via S<sub>N</sub>2 displacement with nucleophilic species yields triazolated products along with the spent oligomeric phosphate that is readily sequestered via precipitation (Figure 1).

The synthesis of the oligomeric triazole phosphate bearing a 4-MeOPh group OTP **4a**, starts with the exonorbornenyl tagged (Nb-tagged) phosphonyl chloride **1** utilized in the synthesis of previously reported ROMP-derived benzylating reagent OBP.<sup>10,12</sup> Phosphorylation of propargyl alcohol with Nb-tagged phosphonyl chloride **1**, followed by a “Click”-capture event of the corresponding azide, yields the desired monomer **3a** in an efficient fashion. ROM polymerization of monomer **3a** was achieved with RuCl<sub>2</sub>(PCy<sub>3</sub>)<sub>2</sub>=CHPh (cat. **A**), followed by basic workup utilizing the Pederson protocol.<sup>13,14</sup> Precipitation via dropwise addition into anhydrous Et<sub>2</sub>O afforded the corresponding oligomeric triazole phosphate (OTP<sub>20</sub>) **4a** as a free-flowing white solid possessing a theoretical load of 2.4 mmol/g (Scheme 1).

Investigation into the utilization of OTP **4a** as a direct triazolating reagent was next studied using reaction conditions reported for the application of OBP.<sup>10</sup> After optimization of reaction conditions for the triazolation of 2,4-dichlorophenol utilizing OTP **4a**, the corresponding triazole ether **5a**, was isolated in excellent yield (99%) and crude purity (>90%) using simple filtration through a Celite<sup>®</sup> SPE (Scheme 2).

The application of OTP **4a** as an efficient triazolating reagent was extended to a variety of *N*-, *O*- and *S*-nucleophilic species (Table 1). Initially, a variety of phenols were utilized (Table 1, entries 1–3) though reduced yields were observed for sterically hindered naphthalene-1-ol. In addition to phenols, thiophenols (Table 1, entry 5) and a variety of amines (Table 1, entries 6 – 10) were successfully utilized to release the corresponding triazole in >90 % crude purity. Building on the success of OTP **4a**, a variety of additional OTP derivatives **4b** – **4i** were synthesized as free-flowing powders on gram scale from ROM polymerization of their corresponding monomers utilizing cat. **A** (Table 2).

With a variety of OTP **4** derivatives in hand, the triazolation of both naphthalene-1-ol and *N*-ethylnaphthalen-1-amine with OTP derivatives **4a** – **g** was investigated (Table 3). All reactions proceeded with good yields with >90% crude purity after Celite<sup>®</sup> SPE to remove the spent oligomer.

In conclusion, we have developed and demonstrated the synthesis and utilization of oligomeric triazole phosphates for direct triazolization of *N*-, *O*- and *S*-nucleophilic species in a “Click”-capture, ROMP, release protocol. These oligomeric reagents are readily synthesized on multi-gram scale from commercially available materials as soluble, high-load, free-flowing powders. The application of OTP in the diversification of core scaffolds for the synthesis of diverse-collections of small molecules is underway and will be reported in due time.

## Supplementary Material

Refer to Web version on PubMed Central for supplementary material.

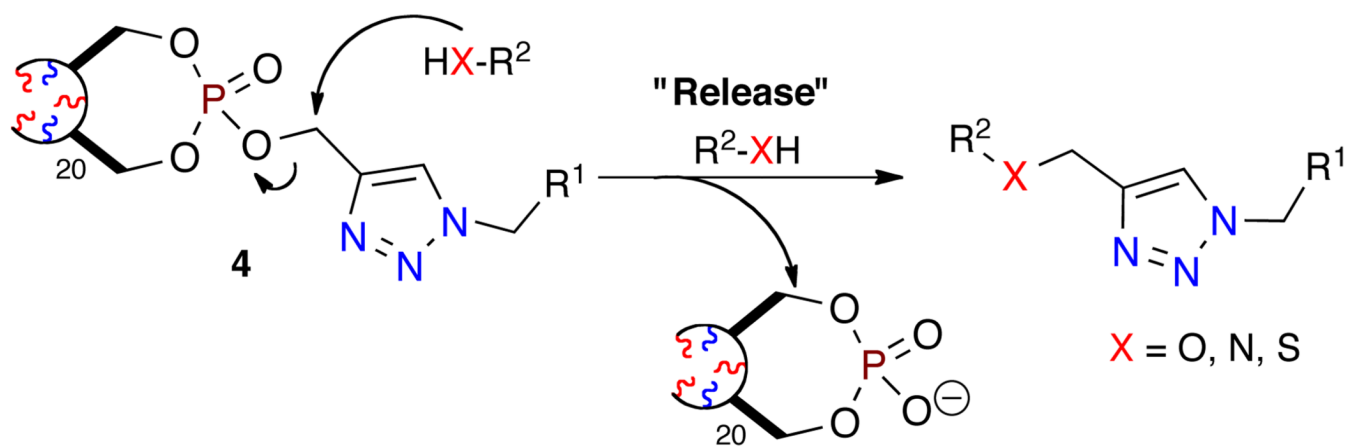
## Acknowledgments

This investigation was generously supported by the National Institute of General Medical Sciences (NIH P050-GM069663 and NIH-STTR R41 GM076765) with additional funds from the State of Kansas. We would like to also thank Materia, Inc. for supplying metathesis catalyst and helpful discussions.

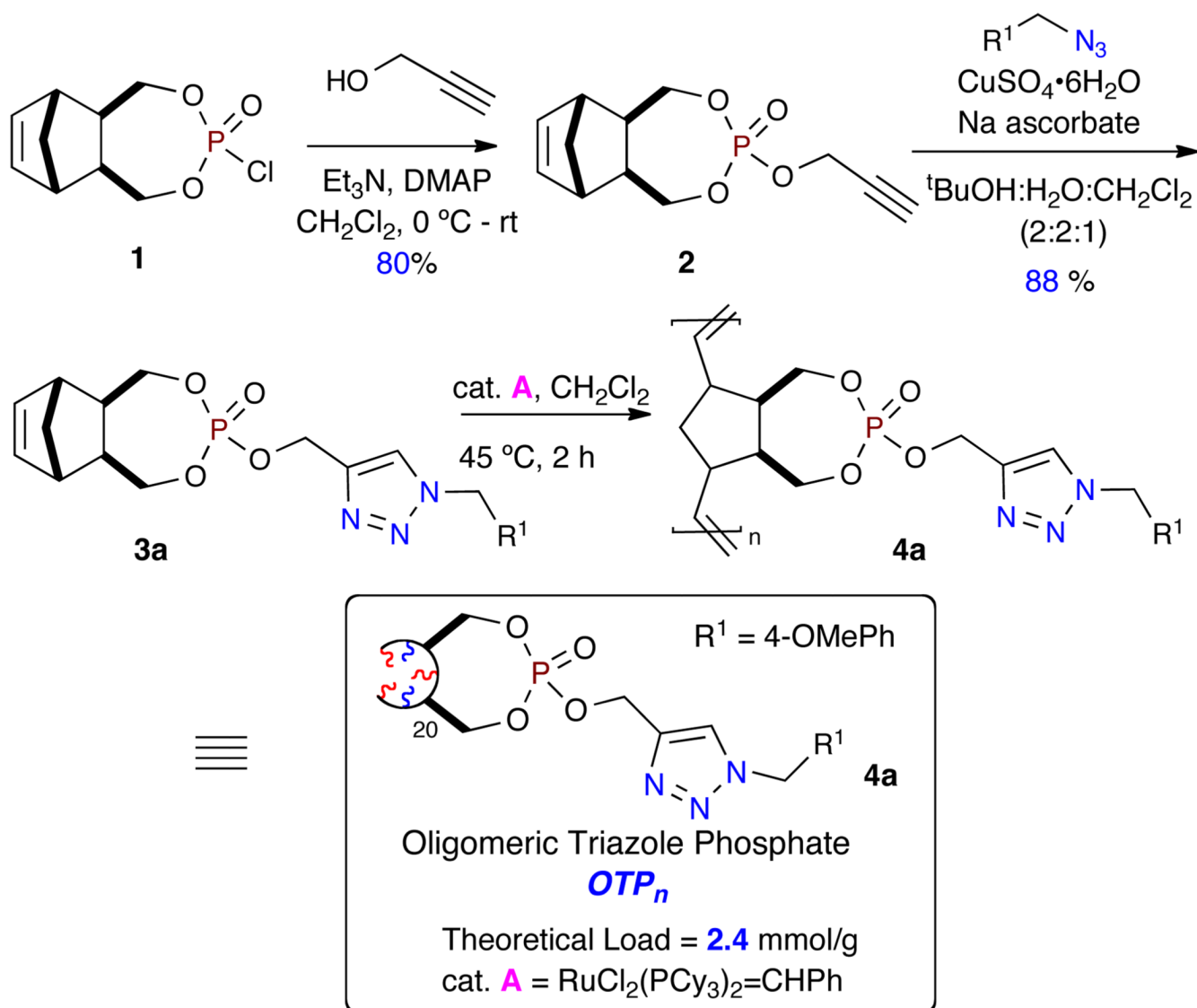
## References

1. (a) Booth RJ, Hodges JC. *Acc. Chem. Res.* 1999; 32:18–26. (b) Ley SV, Baxendale IR, Bream RN, Jackson PS, Leach AG, Longbottom DA, Nesi M, Scott JS, Storer RI, Taylor SJ. *J. Chem. Soc., Perkin Trans. 1.* 2000:3815–4195. (c) Kirschning A, Monenschein H, Wittenberg R. *Angew. Chem. Int. Ed.* 2001; 40:650–679. (d) Eames J, Watkinson M. *Eur. J. Org. Chem.* 2001:1213–1224. (e) Strohmeier GA, Kappe CO. *Angew. Chem. Int. Ed.* 2004; 43:621–624. (f) Lesch B, Thomson DW, Lindell SD. *Comb. Chem. High. T. Scr.* 2008; 11:31–36.
2. For reviews concerning soluble polymers, see: (a) Gravert DJ, Janda KD. *Chem. Rev.* 1997; 97:489–509. [PubMed: 11848880] (b) Toy PH, Janda KD. *Acc. Chem. Res.* 2000; 33:546–554. [PubMed: 10955985] (c) Dickerson TJ, Reed NN, Janda KD. *Chem. Rev.* 2002; 102:3325–3344. [PubMed: 12371887] (d) Haag R. *Chem. Eur. J.* 2001; 7:327–335. (e) Haag R, Sunder A, Hebel A, Roller S. *J. Comb. Chem.* 2002; 4:112–119. [PubMed: 11886284] (f) Bergbreiter DE. *Chem. Rev.* 2002; 102:3345–3384. [PubMed: 12371888] (g) Bergbreiter DE, Tian J, Hongfa C. *Chem. Rev.* 2009; 109:530–582. [PubMed: 19209941].
3. (a) Studer A, Curran DP. *Tetrahedron.* 1997; 53:6681–6696. (b) Hjerten S, Li Y-M, Liao JL, Mankazato K, Mohammad J, Pettersson G. *Nature.* 1992; 356:810–811. (c) Baumann M, Baxendale IR, Ley SV, Nikbin N, Smith CD. *Org. Biomol. Chem.* 2008; 6:1577–1586. [PubMed: 18421389]
4. (a) Barrett AGM, Hopkins BT, Kobberling J. *Chem. Rev.* 2002; 102:3301–3324. [PubMed: 12371886] (b) Harned, AM.; Probst, DA.; Hanson, PR. *Handbook of Metathesis.* Grubbs, RH., editor. Vol. 2. Weinheim: Wiley-VCH; 2003. p. 361-402. (c) Flynn DL, Hanson PR, Berk SC, Makara GM. *Curr. Opin. Drug Discov. Devel.* 2002; 5:571–579. (d) Harned AM, Zhang M, Vedantham P, Mukherjee S, Herpel RH, Flynn DL, Hanson PR. *Aldrichim. Acta.* 2005; 38:3–16.
5. (a) Rolfe A, Loh JK, Maity PK, Hanson PR. *Org. Lett.* 2011; 1:4–7. [PubMed: 21128690] (b) Maity P, Rolfe A, Samarakoon TB, Faisal S, Kurtz R, Long TR, Schätz A, Flynn D, Grass RN, Stark WJ, Reiser O, Hanson PR. *Org. Lett.* 2011; 1:8–10. [PubMed: 21121636] (c) Rolfe A, Probst D, Volp K, Omar I, Flynn D, Hanson PR. *J. Org. Chem.* 2008; 73:8785–8790. [PubMed: 18937412] (d) Stoianova DS, Yao L, Rolfe A, Samarakoon T, Hanson PR. *Tetrahedron Lett.* 2008; 49:4553–4555. [PubMed: 19319202] (e) Zhang M, Flynn DL, Hanson PR. *J. Org. Chem.* 2007; 72:3194–3198. [PubMed: 17407352] (f) Roberts RS. *J. Comb. Chem.* 2005; 7:21–32. [PubMed: 15638475] (g) Harned AM, Sherrill WM, Flynn DL, Hanson PR. *Tetrahedron.* 2005; 61:12093–12099. (h) Arstad E, Barrett AGM, Tedeschi L. *Tetrahedron Lett.* 2003; 44:2703–2707. (i) Barrett AGM, Hopkins BT, Love AC, Tedeschi L. *Org. Lett.* 2004; 6:835–837. [PubMed: 14986987]
6. Vedantham P, Zhang M, Gor PJ, Huang M, Georg GI, Lushington GH, Mitscher LA, Ye Q-Z, Hanson PR. *J. Comb. Chem.* 2008; 10:195–203. [PubMed: 18163594]

7. (a) Xia Y, Qu F, Peng L. *Rev. Med. Chem.* 2010; 10:806–821.(b) Cronin S, Chandrasekar PH. *J. Antimicrob. Chemother.* 2010; 65:410–416. [PubMed: 20035021] (c) Nivoix Y, Ubeaud-Sequier G, Engel P, Leveque D, Herbrecht R. *Curr. Drug Metab.* 2009; 10:395–409. [PubMed: 19519346]
8. (a) Inverrarity IA, Hulme AN. *Org. Biomol. Chem.* 2007; 5:636–643. [PubMed: 17285172] (b) Smith G, Glaser M, Perumal M, Nguyen Q-D, Shan B, Aarstad E, Aboagye EO. *J. Med. Chem.* 2008; 51:8057–8067. [PubMed: 19049429]
9. (a) Manfredini T, Pellacani GC, Pozzi P, Corradi AB. *Applied Clay Science.* 1990; 5:193–201.(b) Best MD, Zhang H, Prestwich GD. *Nat. Prod. Rep.* 2010; 27:1403–1430. [PubMed: 20714465] (c) Fylaktakidou KC, Duarte CD, Koumbis AE, Nicolau C, Lehn J-M. *Chem. Med. Chem.* 2011; 6:153–168. and references cited therein. [PubMed: 21108295]
10. Long TR, Maity PK, Samarakoon TB, Hanson PR. *Org. Lett.* 2010; 12:2904–2907. and references cited therein. [PubMed: 20521800]
11. (a) Nicolaou KC, Shi GQ, Gunzner JL, Gaertner P, Yang Z. *J. Am. Chem. Soc.* 1997; 119:5467–5468.(b) La Cruz TE, Rychnovsky SD. *J. Org. Chem.* 2007; 72:2602–2611. [PubMed: 17346087] (c) Lapointe D, Fagnou K. *Org. Lett.* 2009; 11:4160–4163. [PubMed: 19685908] (d) Westheimer FH. *Science.* 1987; 236:1173–1178. [PubMed: 2434996] (e) Thomas, CD.; Hanson, PR. *Metathesis in Natural Product Synthesis.* Cossy, J.; Areniyadis, S.; Meyer, C., editors. Weinheim: Wiley-VCH; 2010. p. 129-144.(f) Beaucage, SL.; Caruthers, MH. Chapter 2. In: Hecht, SM., editor. *Bioorganic Chemistry: Nucleic Acids.* New York: Oxford University Press; 1996. p. 36-74.
12. Craig D. *J. Am. Chem. Soc.* 1951; 73:4889–4892.
13. (a) Schwab P, Grubbs RH, Ziller JW. *J. Am. Chem. Soc.* 1996; 118:100–110.(b) Schwab P, France MB, Ziller JW, Grubbs RH. *Angew. Chem., Int. Ed. Engl.* 1995; 34:2039–2041.
14. Pederson RL, Fellows IM, Ung TA, Ishihara H, Hajela SP. *Adv. Synth. Catal.* 2002; 344:728–735.



**Figure 1.**  
Reaction of oligomeric triazole phosphate (OTP) 4

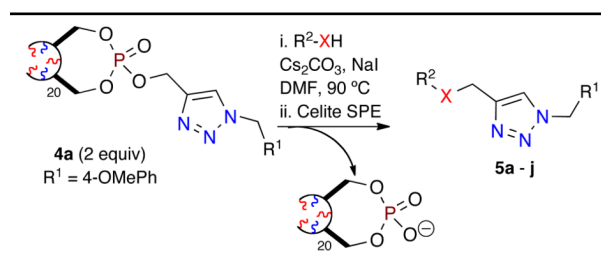


**Scheme 1.**  
Synthesis of oligomeric triazole phosphate (OTP) **4a**



**Scheme 2.**  
Triazolization of 2,4-Cl-PhOH utilizing OTP **4a**

Table 1

Triazolization of N, O and S-Nucleophiles using OTP<sub>20</sub> **4a**

entry	nucleophile	pdt	yield (%)
1	2,4-Cl-PhOH	<b>5a</b>	98
2	4-F-PhOH	<b>5b</b>	92
3	4- <sup>t</sup> Bu-PhOH	<b>5c</b>	90
4	naphthalene-1-ol	<b>5d</b>	69
5	4-SMe-PhSH	<b>5e</b>	60
6	Morpholine	<b>5f</b>	72
7	Thiomorpholine	<b>5g</b>	75
8	1-phenylpiperazine	<b>5h</b>	95
9	Indoline	<b>5i</b>	88
10	<i>N</i> -ethylnaphthalen-1-amine	<b>5j</b>	62

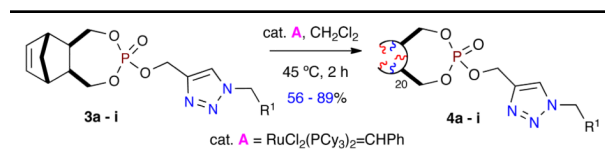
[<sup>a</sup>] Purities >90% observed for all reactions using both GC and <sup>1</sup>H NMR.

[<sup>b</sup>] OTP **4a** utilized as a 20-mer.



Table 2

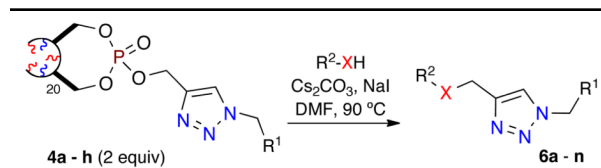
## Synthesis of various OTP analogues 4



monomer	R <sup>1</sup>	pdt	yield (%) <sup>a</sup>
3a	4-OMe-Ph	4a	82
3b	4-Me-Ph	4b	88
3c	2-Me-Ph	4c	77
3d	4-Cl-Ph	4d	71
3e	4-F-Ph	4e	74
3f	4-CF <sub>3</sub> -Ph	4f	73
3g	Cylohexyl	4g	70
3h	4-Br-Ph	4h	89
3i	Furfuryl	4i	56

<sup>a</sup>Yields corresponding to metathesis of corresponding monomers.

Table 3

Triazolylation utilizing OTP derivatives **4a – g**.

entry	nucleophile	OTP	pdt	yield (%) <sup>a</sup>
1	naphthalene-1-ol	<b>4a</b>	<b>6a</b>	72
2	naphthalene-1-ol	<b>4b</b>	<b>6b</b>	90
3	naphthalene-1-ol	<b>4c</b>	<b>6c</b>	55
4	naphthalene-1-ol	<b>4d</b>	<b>6d</b>	68
5	naphthalene-1-ol	<b>4e</b>	<b>6e</b>	70
6	naphthalene-1-ol	<b>4f</b>	<b>6f</b>	65
7	naphthalene-1-ol	<b>4g</b>	<b>6g</b>	49
8	<i>N</i> -ethylnaphthalen-1-amine	<b>4a</b>	<b>6h</b>	62
9	<i>N</i> -ethylnaphthalen-1-amine	<b>4b</b>	<b>6i</b>	52
10	<i>N</i> -ethylnaphthalen-1-amine	<b>4c</b>	<b>6j</b>	63
11	<i>N</i> -ethylnaphthalen-1-amine	<b>4d</b>	<b>6k</b>	51
12	<i>N</i> -ethylnaphthalen-1-amine	<b>4e</b>	<b>6l</b>	50
13	<i>N</i> -ethylnaphthalen-1-amine	<b>4f</b>	<b>6m</b>	60
14	<i>N</i> -ethylnaphthalen-1-amine	<b>4g</b>	<b>6n</b>	66

[<sup>a</sup>] Purities >90% observed for all reactions using both GC and <sup>1</sup>H NMR.

[<sup>b</sup>] OTP **4a-g** utilized as a 20-mer.