



Emulating Anyonic Fractional Statistical Behavior in a Superconducting Quantum Circuit

Y. P. Zhong,^{1,2} D. Xu,¹ P. Wang,¹ C. Song,¹ Q. J. Guo,¹ W. X. Liu,¹ K. Xu,¹ B. X. Xia,² C.-Y. Lu,^{2,3,*}
Siyuan Han,⁴ Jian-Wei Pan,^{2,3,†} and H. Wang^{1,2,‡}

¹Department of Physics, Zhejiang University, Hangzhou, Zhejiang 310027, China

²CAS Center for Excellence and Synergetic Innovation Center of Quantum Information and Quantum Physics,
University of Science and Technology of China, Hefei, Anhui 230026, China

³CAS-Alibaba Quantum Computing Laboratory, Shanghai 201315, China

⁴Department of Physics and Astronomy, University of Kansas, Lawrence, Kansas 66045, USA

(Received 23 March 2016; published 7 September 2016)

Anyons are exotic quasiparticles obeying fractional statistics, whose behavior can be emulated in artificially designed spin systems. Here we present an experimental emulation of creating anyonic excitations in a superconducting circuit that consists of four qubits, achieved by dynamically generating the ground and excited states of the toric code model, i.e., four-qubit Greenberger-Horne-Zeilinger states. The anyonic braiding is implemented via single-qubit rotations: a phase shift of π related to braiding, the hallmark of Abelian $1/2$ anyons, has been observed through a Ramsey-type interference measurement.

DOI: 10.1103/PhysRevLett.117.110501

In three dimensions, elementary particles are classified as either fermions or bosons according to their statistical behavior. In two dimensions, the laws of physics permit the existence of anyons, which are exotic quasiparticles obeying fractional statistics ranging continuously between the Fermi-Dirac and Bose-Einstein statistics [1]. Although direct observation of anyonic excitations and the associated fractional statistical behavior in fractional quantum Hall systems remains experimentally challenging, artificially designed spin model systems may promise an alternative and likely easier route in light of certain theoretical treatments such as the toric code model [2,3].

The toric code is designed on a two-dimensional square lattice, with qubits located on the edges [Fig. 1(a)]. The model Hamiltonian is given by

$$H = -\sum_v A_v - \sum_f B_f, \quad (1)$$

where $A_v = \prod_{j \in \text{star}(v)} X_j$ for each vertex v , $B_f = \prod_{j \in \text{boundary}(f)} Z_j$ for each face f , and X (Z) denotes the standard Pauli matrix σ_x (σ_z). A_v and B_f are called the stabilizer operators. The ground state $|\psi_g\rangle$ of the Hamiltonian H yields an eigenvalue $+1$ for both A_v and B_f of all vertices and faces. A quasiparticle called e (m) particle is generated on vertex v (face f) if A_v (B_f) acting on the resulting state $|\psi_e\rangle$ ($|\psi_m\rangle$) yields an eigenvalue -1 . A pair of e (m) particles are generated on the neighboring two vertices (faces) by applying a Z (X) rotation to qubit j . This can be understood according to the anticommutation relation of Z and X ; i.e., $A_v(Z_j|\psi_g\rangle) = -Z_j A_v|\psi_g\rangle = -Z_j|\psi_g\rangle$ for the two vertices vs that connect to qubit j and $B_f(X_j|\psi_g\rangle) = -X_j B_f|\psi_g\rangle = -X_j|\psi_g\rangle$ for the two faces fs that border qubit j . Two particles of the same

type on the same site annihilate each other; i.e., the resulting state yields the eigenvalue $+1$ for A_v or B_f . The e and m particles are anyonic excitations since their mutual statistics can be fractional.

It was observed in Ref. [4] that the statistical properties of anyons are associated with the underlying ground and excited states; it thus proposed that the anyonic fractional statistical behavior can be studied by dynamically creating the ground and excited states of the toric code Hamiltonian. This theory was previously only demonstrated with single photons and nuclear magnetic resonance (NMR) [5–7]. However, the liquid NMR system cannot prepare pure quantum states and multipartite entanglement [8–10]. The photonic experiments also suffered from an important drawback that the underlying ground states of the Hamiltonians, which were four-photon Greenberger-Horne-Zeilinger (GHZ) states [6] and six-photon graph states [5], were generated probabilistically with a low efficiency, and verified using post-selection; i.e., the photons had to be destroyed [11].

To remedy these problems, we turn to a solid-state physical system with the ability of deterministic preparation of the underlying entangled states and single-shot measurement of genuine multipartite entanglement. Here, utilizing a superconducting quantum circuit consisting of four phase qubits coupled to a common resonator bus, we demonstrate anyonic fractional statistics by deterministically creating four-qubit GHZ state and subsequently apply single-qubit rotations to realize braiding operations of the anyons. Our experiment directly observes a nontrivial phase shift of $(0.983 \pm 0.007)\pi$ associated with anyonic braiding, unambiguously confirming the fractional statistics of Abelian anyons.

Because anyonic excitations are perfectly localized quasiparticles in the toric code model, a small-scale system is considered to be sufficient for proof-of-principle demonstration of anyonic braiding statistics [4]: four qubits connected to a single vertex realize the minimum cell [12]. The Hamiltonian thus involves a vertex and four incomplete neighboring faces, the latter of which are identified by the bordering links between qubits [Fig. 1(b)],

$$H = -A - B_1 - B_2 - B_3 - B_4, \quad (2)$$

where $A = X_1 X_2 X_3 X_4$, $B_1 = Z_1 Z_2$, $B_2 = Z_2 Z_3$, $B_3 = Z_3 Z_4$, and $B_4 = Z_4 Z_1$ (the subscripts label the qubits). It can be shown that four-qubit GHZ state $|\psi_g\rangle = (|0000\rangle + |1111\rangle)/\sqrt{2}$ is the eigenstate of both A and B_j with the same eigenvalue $+1$, and, therefore, $|\psi_g\rangle$ is the ground state of H in Eq. (2). Starting from $|\psi_g\rangle$, an e anyon can be created at the vertex by applying a Z rotation to one of the four qubits (the paired anyon at the vertex outside of the four-qubit cell is ignored), and the resulting excited state is $|\psi_e\rangle = (|0000\rangle - |1111\rangle)/\sqrt{2}$. Similarly, by applying an X rotation to one qubit, a pair of m anyons can be created on the neighboring two incomplete faces in Fig. 1(b).

To realize the four-qubit minimum cell described by Eq. (2), we use a circuit-quantum electrodynamics system with four qubits and a resonator [see schematic in Fig. 1(c)], similar to that used in Refs. [13,14]. The Hamiltonian is

$$H_{\text{exp}}/\hbar = \omega_r a^\dagger a + \sum_{j=1}^4 \omega_j \sigma_j^\dagger \sigma_j + g \sum_{j=1}^4 (\sigma_j^\dagger a + \sigma_j a^\dagger), \quad (3)$$

where a (a^\dagger) is the lowering (raising) operator of a single mode of the resonator, $\omega_r/2\pi = 6.2$ GHz is its resonant frequency, σ_j (σ_j^\dagger) is the lowering (raising) operator of qubit j , $\omega_j/2\pi$ is the corresponding resonant frequency (which is tunable from 5 to 7 GHz), and $g/2\pi \approx 15.5$ MHz is the qubit-resonator coupling strength. For each qubit, at its individual idle frequency where rotation pulses are applied (Fig. 2), the energy relaxation time $T_1 \approx 600$ ns and the dephasing time $T_2^* \approx 180$ ns. Here T_2^* is obtained by fitting to $\ln[P_1(\tau)] \propto -\tau/2T_1 - (\tau/T_2^*)^2$, where P_1 is the $|1\rangle$ -state probability of the Ramsey fringe envelope [18]. However, in our numerical simulation we find that the effective dephasing time T_2^{eff} in the Markovian master equation has to be increased in order to explain our experimental results, likely due to the following reasons: T_2^* slightly increases as the qubit frequency increases, the low-frequency part of the noise spectrum has less impact on dephasing [18,19] for short pulse sequences, and at the interaction frequency where excitations were effectively shared among all four qubits, the impact by dephasing can be reduced due to cancellations of the uncorrelated fluctuating noise environments for individuals, which was investigated elsewhere [19].

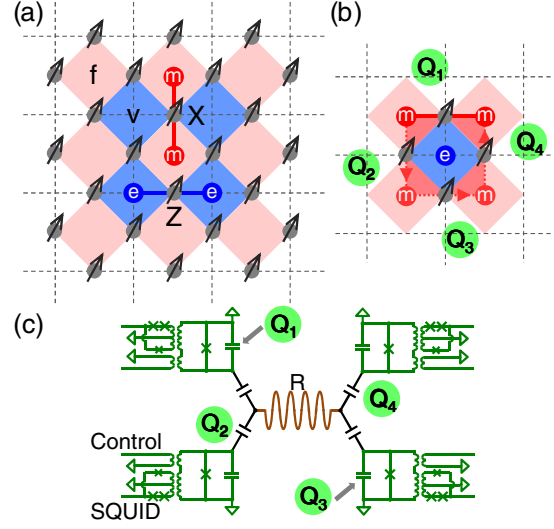


FIG. 1. (a) Illustration of the toric code model. Qubits, symbolized by balls with arrows, are located on the edges of a two-dimensional square lattice. The lattice is divided into two types of regions, the vertices (light blue) and the faces (light red), where e and m particles reside, respectively. A pair of e (m) particles can be created on neighboring vertices (faces) by applying a Z (X) rotation on a qubit. (b) Four qubits, labeled from Q_1 to Q_4 , of a vertex represent the minimal unit of the toric code. The panel illustrates the braiding action by moving an m particle around an e particle. (c) Schematic of the superconducting circuit featuring four qubits coupled to a central resonator. Arrangement of the four qubits correspond to those in (b). Also shown with each qubit are the control coil, which tunes the qubit frequency, and the integrated superconducting quantum interference device, which probes the qubit state.

The four-qubit GHZ state is generated using the one-step protocol as proposed in Ref. [20] (Fig. 2). We first apply an $X/2$ rotation (the $\pi/2$ rotation around the x axis) to each qubit at its idle frequency, following which we apply a square pulse to bring the qubit to the interaction frequency, where $\Delta/2\pi \equiv \omega_j/2\pi - \omega_r/2\pi \approx -57$ MHz. The phase of each qubit's microwave is calibrated according to the rotating frame at the interaction frequency [21], where the conventional x - y - z coordinates associated with each qubit are defined. Via the virtual photon exchange mediated by the resonator, the qubits pick up dynamical phases that nonlinearly depend upon the collective qubit excitation numbers [20] and become maximally entangled after a duration of $\tau \approx \pi|\Delta|/2g^2$, resulting in a GHZ state that is polarized along the x axis with $|\psi_0\rangle = (\otimes_{j=1}^4 |-\rangle_j - i \otimes_{j=1}^4 |+\rangle_j)/\sqrt{2}$, where $|-\rangle_j = (|0\rangle_j - |1\rangle_j)/\sqrt{2}$ and $|+\rangle_j = (|0\rangle_j + |1\rangle_j)/\sqrt{2}$. At the end of the square pulse, each qubit returns to its idle frequency for further operations and, thus, acquires a dynamical phase ϕ_j , for qubit j , that is proportional to the product of the frequency change and the sequence time. However, $|\psi_0\rangle$ can be formulated similarly to before if we define a new polarization axis for

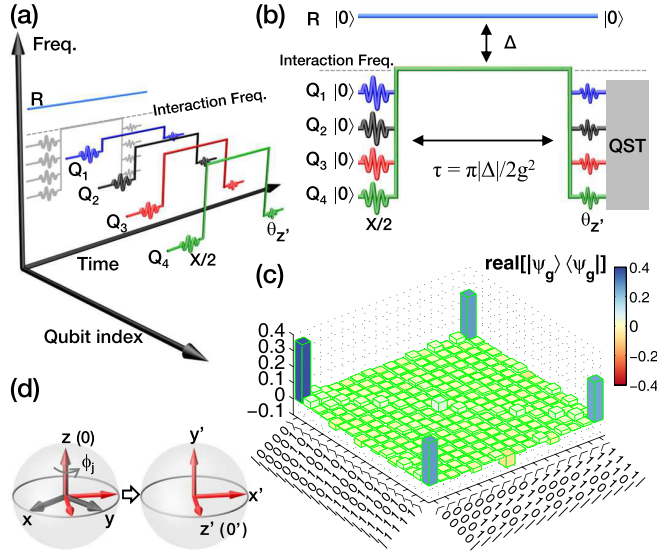


FIG. 2. (a) Illustration of the pulse sequence in three dimensions for the one-step generation of the four-qubit GHZ state $|\psi_g\rangle$, where the three axes (frequency, time, and qubit index) are as labeled. For each color-coded qubit sequence line, the first 5-ns full width at half maximum (FWHM) Gaussian-shaped sinusoidal pulse realizes the $X/2$ gate [15] (i.e., the $\pi/2$ rotation around the x axis in the x - y - z reference frame defined at the interaction frequency as labeled by the dashed line), the square pulse tunes the qubit to the interaction frequency, and the second 4-ns FWHM sinusoidal pulse completes the phase-adjustment rotation $\theta_{z'}$ around the z' axis in each qubit's own reference frame as defined in (d). (b) The same pulse sequence projected onto the 2D plane as defined by the frequency and time axes [see the shadow in (a)]. Quantum state tomography (QST) is performed at the end to map out $|\psi_g\rangle$. (c) Real components of the density matrix $|\psi_g\rangle\langle\psi_g|$, where the prime sign on each $0'$ or $1'$ in the labels referring to the new frame is omitted for the clarity of the display. All imaginary components (data not shown) are measured to be no higher than 0.043. The polarization axis defining $|0'\rangle$ and $|1'\rangle$ is the z' axis as illustrated in (d). The state fidelity 0.574 ± 0.019 exceeds the threshold of 0.5, confirming its genuine four-partite entanglement [16,17]. (d) Illustration of converting the reference frame x - y - z defined at the interaction frequency to the new x' - y' - z' frame for qubit j that picks up a dynamical phase ϕ_j in the pulse sequence.

qubit j that rotates from the x axis by an angle ϕ_j in the x - y plane; i.e., we redefine $|-\rangle_j = (|0\rangle_j - e^{i\phi_j}|1\rangle_j)/\sqrt{2}$ and $|+\rangle_j = (|0\rangle_j + e^{i\phi_j}|1\rangle_j)/\sqrt{2}$.

For convenience in analysis, here we change the reference frame as illustrated in Fig. 2(d): For each qubit, we use the new x' - y' - z' Cartesian coordinates defined by the polarization axis (renamed as the z' axis), its perpendicular axis in the x - y plane (renamed as the x' axis), and the z axis (renamed as the y' axis). With $|0'\rangle$ and $|1'\rangle$ corresponding to the positive and negative directions of the z' axis, respectively, $|\psi_0\rangle$ can be simply rewritten as $|\psi_0\rangle = (|0'0'0'0'\rangle + i|1'1'1'1'\rangle)/\sqrt{2}$.

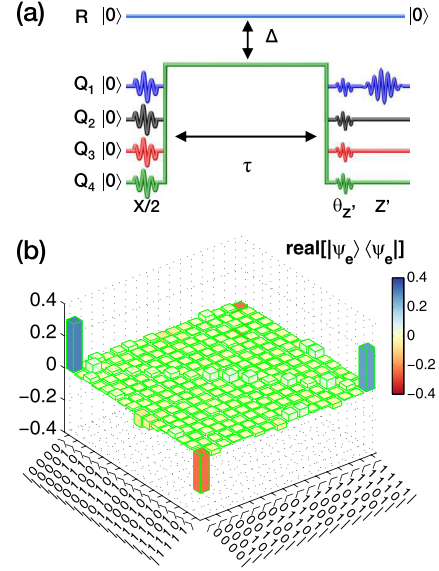


FIG. 3. (a) Illustration of the pulse sequence in 2D for generation of the four-qubit GHZ state with the e -anyonic excitation $|\psi_e\rangle$. The sequence is similar to that shown in Fig. 2(b), except that an extra 10-ns FWHM sinusoidal pulse is appended, completing the Z' rotation on Q_1 , to excite $|\psi_e\rangle$ out of $|\psi_g\rangle$. The QST pulses are not drawn. (b) The real components of $|\psi_e\rangle\langle\psi_e|$ generated by the pulse sequence in (a), where the prime sign on each $0'$ or $1'$ in the labels referring to the new frame is omitted for the clarity of the display. All imaginary components (data not shown) are measured to be no higher than 0.044. The state fidelity of $|\psi_e\rangle$ is 0.516 ± 0.010 , indicating a genuine four-partite entanglement.

In order to control the relative phase between $|0'0'0'0'\rangle$ and $|1'1'1'1'\rangle$ in $|\psi_0\rangle$, we need to know the dynamical phase ϕ_j , or, equivalently, the orientation of the polarization z' axis with respect to the x axis for each qubit. Aiming at maximizing the fidelity of the experimentally generated $|\psi_0\rangle$, we perform the numerical optimization to locate the value of ϕ_j , based on which small phase-adjustment rotations ($\theta_{z'}$) around the z' axis are applied experimentally to accumulate a combined phase of $-\pi/2$, yielding the desired ground state of the toric code model $|\psi_g\rangle = (|0'0'0'0'\rangle + |1'1'1'1'\rangle)/\sqrt{2}$.

To characterize $|\psi_g\rangle$ we perform QST [22]. The density matrix $\rho_g (\equiv |\psi_g\rangle\langle\psi_g|)$ of the experimentally generated state $|\psi_g\rangle$ is shown in Fig. 2(c), with a state fidelity of $\text{Tr}(\rho_g \cdot \rho_g^{\text{ideal}}) = 0.574 \pm 0.019$. This fidelity value confirms, with 3.9 standard deviations (σ), the genuine four-partite entanglement [16,17].

Once the ground state $|\psi_g\rangle$ is prepared, the excited state with an e anyon at the vertex [Fig. 1(b)], $|\psi_e\rangle = (|0'0'0'0'\rangle - |1'1'1'1'\rangle)/\sqrt{2}$, can be created by applying a Z' rotation (a π rotation around the z' axis) to one of the four qubits. For example, applying a Z' on Q_1 [Fig. 3(a)], we obtain, by QST, the density matrix $\rho_e (\equiv |\psi_e\rangle\langle\psi_e|)$ with a

state fidelity of 0.516 ± 0.010 [Fig. 3(b)], which again confirms the genuine four-partite entanglement with 1.6σ .

In addition to QST, we also use the correlation measurement to distinguish $|\psi_g\rangle$ and $|\psi_e\rangle$, intended for a clear demonstration of anyonic braiding statistics later. The distinction between the ground state $|\psi_g\rangle$ and the e anyonic excited state $|\psi_e\rangle$ is at the phase φ between $|0'0'0'0'\rangle$ and $|1'1'1'1'\rangle$. The correlation measurement allows for a direct probe of this phase by simultaneously measuring four qubits along the same direction in the $x'-y'$ plane [23]. Defining the correlation operator $P(\gamma) = \bigotimes_{j=1}^4 (\cos \gamma Y'_j + \sin \gamma X'_j)$, the expectation value of $P(\gamma)$ for GHZ state ($|0'0'0'0'\rangle + e^{i\varphi}|1'1'1'1'\rangle$)/ $\sqrt{2}$ is $\langle P(\gamma) \rangle = \cos(4\gamma + \varphi)$, with a period of $\pi/2$ in γ that is unique for four-qubit entanglement. For phase qubits the polarization along the y' axis (z axis) can be measured directly. Polarization along the axis of $\cos \gamma y' + \sin \gamma x'$ can, therefore, be measured after applying to each qubit a rotation by an angle γ around the z' axis. The measured $P(\gamma)$ versus γ curves for $|\psi_g\rangle$ and $|\psi_e\rangle$, both showing the Ramsey-type inference, reveal opposite phases as clearly visible in Fig. 4(b).

Here we demonstrate the fractional statistics for Abelian $1/2$ anyons, by braiding an m particle around an e particle and detecting the additional phase φ due to braiding. As shown in Fig. 1(b), a pair of m particles can be created on the neighboring two incomplete faces by applying an X' rotation to Q_1 . Then, one of them can be moved around the vertex by successive application of X' rotations to the remaining qubits counterclockwise. The two m particles annihilate with each other at last, completing the loop around the vertex. This procedure can be described by the loop operator $C_{\text{loop}} = X'_4 X'_3 X'_2 X'_1$. Because the four Pauli operators in C_{loop} commute with each other, their exact ordering is not critical and we simultaneously apply the four rotations in order to minimize the impact of decoherence. Looping an m particle around an empty vertex gives no additional phase, i.e., $C_{\text{loop}}|\psi_g\rangle = |\psi_g\rangle$. However, looping an m particle around an e particle yields a nontrivial statistical phase. We first apply a Z' rotation to generate an e particle on the vertex, followed by simultaneous X' rotations to four qubits, fulfilling the loop operation to circle an m particle around the e particle. Finally, we apply a Z' rotation again to annihilate the e particle. A nontrivial π phase can be acquired, i.e., $Z' C_{\text{loop}} Z' |\psi_g\rangle = -|\psi_g\rangle$.

Although this additional phase π does not change the expectation values of any Hermitian operator, it can be precisely retrieved by the correlation measurement. To proceed, we generate the superposition of the ground state and the e -anyonic excited state by applying a $Z'/2$ operation to $|\psi_g\rangle$, yielding $(|\psi_g\rangle - i|\psi_e\rangle)/\sqrt{2}$. The loop operation C_{loop} is applied subsequently, yielding $(|\psi_g\rangle + i|\psi_e\rangle)/\sqrt{2}$. The additional π phase before $|\psi_e\rangle$ gained during the loop operation is crucial, and a

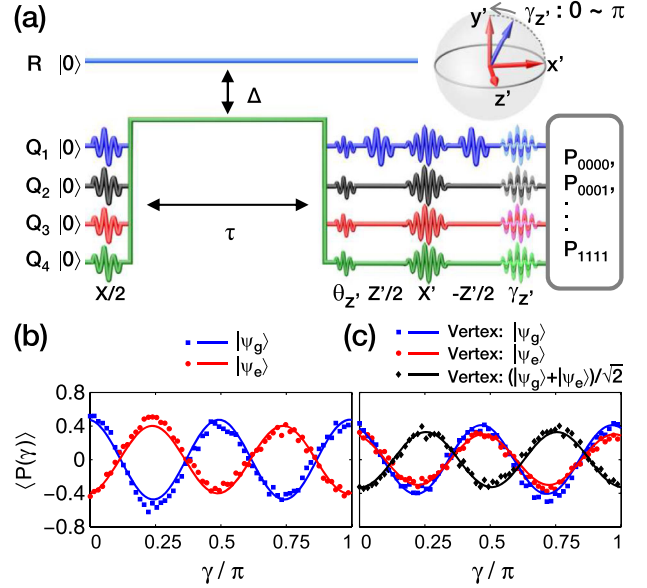


FIG. 4. Correlation measurement demonstrating the anyonic braiding statistics. (a) The pulse sequence for measuring, for example, $P(\gamma)$ of braiding an m particle around a half-filled vertex in the superposition state of $(|\psi_g\rangle + |\psi_e\rangle)/\sqrt{2}$: The first $Z'/2$ rotation following $\theta_{z'}$ creates the superposition, four simultaneous X' rotations finish the braiding operation C_{loop} , the second $-Z'/2$ rotation returns the state to either $|\psi_g\rangle$ or $|\psi_e\rangle$ for the correlation measurement, and the final 10-ns FWHM sinusoidal pulse with varying amplitudes, $\gamma_{z'}$, rotates the state by an angle γ ($0 \sim \pi$) around the z' axis, following which the four-qubit joint readout is performed, yielding the 16 occupation probabilities, $\{P_{0000}, P_{0001}, \dots, P_{1111}\}$. $\langle P(\gamma) \rangle$ is calculated as $\sum_{i_1, i_2, i_3, i_4} (-1)^{i_1 + i_2 + i_3 + i_4} P_{i_1, i_2, i_3, i_4}$, where $i_j = 0$ or 1 refers to the state of qubit j . (b) Data of $P(\gamma)$ for the ground state $|\psi_g\rangle$ (blue dots) and the e -anyonic excited state $|\psi_e\rangle$ (red dots). The solid lines are fits according to the equation $P(\gamma) \propto \cos(4\gamma + \varphi)$, yielding φ s of $(0.033 \pm 0.008)\pi$ for $|\psi_g\rangle$ and $(1.049 \pm 0.008)\pi$ for $|\psi_e\rangle$. (c) Data of $P(\gamma)$ for looping an m particle around an empty vertex described by $|\psi_g\rangle$ (blue dots), an e -anyonic vertex described by $|\psi_e\rangle$ (the red dots), and a half-filled vertex in the state of $(|\psi_g\rangle + |\psi_e\rangle)/\sqrt{2}$ (black dots), with fits (the solid lines with corresponding colors) yielding φ s of $(0.135 \pm 0.007)\pi$, $(0.106 \pm 0.008)\pi$, and $(0.983 \pm 0.007)\pi$, respectively.

subsequent $-Z'/2$ rotation brings the final state to $|\psi_e\rangle$ instead of $|\psi_g\rangle$, which yields the opposite π phase for the interference curve in the correlation measurement. As shown in Fig. 4(c), by looping an m particle either around an empty vertex (blue dots and line) or an e particle (red dots and line), the correlation measurement yields $\varphi \approx 0$. In contrast, the interference curve for looping an m particle around a half-filled vertex in the superposition of $|\psi_g\rangle$ and $|\psi_e\rangle$ yields $\varphi = (0.983 \pm 0.007)\pi$ (black dots and line), which clearly demonstrates the nontrivial phase shift of π related to the braiding statistical of Abelian $1/2$ anyons.

In conclusion, we have simulated the toric code model for the first time in a solid-state quantum system. A statistical π phase related to the anyonic braiding has been observed. With recent progress in superconducting quantum circuit technology [24], our experimental methods could be further used to construct larger cluster states to demonstrate the robustness of topological braiding operations [4] and to explore topological quantum computation [25].

We thank J. M. Martinis and A. N. Cleland for providing the device used in the experiment. This work was supported by the Chinese Academy of Sciences, the NBRP of China (Grants No. 2012CB927404 and No. 2014CB921201), the NSFC (Grants No. 11222437, No. 11174248, and No. 11434008), and the ZJNSF (Grant No. LR12 A04001). H.W. acknowledges support by the Fundamental Research Funds for the Central Universities of China (Grant No. 2016XZZX002-01). S.H. acknowledges support from the NSF (Grant No. DMR-1314861).

Note added.—A parallel experiment with ultracold atoms reported the realization of the toric code Hamiltonian and revealed anyonic statistics with interacting qubits [26].

*cylu@ustc.edu.cn

†pan@ustc.edu.cn

‡hhwang@zju.edu.cn

- [1] F. Wilczek, *Phys. Rev. Lett.* **48**, 1144 (1982).
 [2] A. Y. Kitaev, *Ann. Phys. (Amsterdam)* **303**, 2 (2003).
 [3] A. Y. Kitaev, *Ann. Phys. (Amsterdam)* **321**, 2 (2006).
 [4] Y. J. Han, R. Raussendorf, and L. M. Duan, *Phys. Rev. Lett.* **98**, 150404 (2007).
 [5] C.-Y. Lu, W.-B. Gao, O. Gühne, X.-Q. Zhou, Z.-B. Chen, and J.-W. Pan, *Phys. Rev. Lett.* **102**, 030502 (2009).
 [6] J. K. Pachos, W. Wiczkorek, C. Schmid, N. Kiesel, R. Pohlner, and H. Weinfurter, *New J. Phys.* **11**, 083010 (2009).
 [7] G. Feng, G. Long, and R. Laflamme, *Phys. Rev. A* **88**, 022305 (2013).
 [8] S. L. Braunstein, C. M. Caves, R. Jozsa, N. Linden, S. Popescu, and R. Schack, *Phys. Rev. Lett.* **83**, 1054 (1999).
 [9] N. Linden and S. Popescu, *Phys. Rev. Lett.* **87**, 047901 (2001).
 [10] G. Vidal, *Phys. Rev. Lett.* **91**, 147902 (2003).
 [11] J.-W. Pan, Z.-B. Chen, C.-Y. Lu, H. Weinfurter, A. Zeilinger, and M. Żukowski, *Rev. Mod. Phys.* **84**, 777 (2012).
 [12] J. K. Pachos, *Ann. Phys. (Amsterdam)* **322**, 1254 (2007).
 [13] E. Lucero, R. Barends, Y. Chen, J. Kelly, M. Mariantoni, A. Megrant, P. J. J. O'Malley, D. Sank, A. Vainsencher, J. Wenner, T. White, Y. Yin, A. N. Cleland, and J. M. Martinis, *Nat. Phys.* **8**, 719 (2012).
 [14] M. Feng, Y. P. Zhong, T. Liu, L. L. Yan, W. L. Yang, J. Twamley, and H. Wang, *Nat. Commun.* **6**, 7111 (2015).
 [15] E. Lucero, M. Hofheinz, M. Ansmann, R. C. Bialczak, N. Katz, M. Neeley, A. D. O'Connell, H. Wang, A. N. Cleland, and J. M. Martinis, *Phys. Rev. Lett.* **100**, 247001 (2008).
 [16] C. A. Sackett, D. Kielpinski, B. E. King, C. Langer, V. Meyer, C. J. Myatt, M. Rowe, Q. A. Turchette, W. M. Itano, D. J. Wineland, and C. Monroe, *Nature (London)* **404**, 256 (2000).
 [17] O. Gühne, C.-Y. Lu, W.-B. Gao, and J.-W. Pan, *Phys. Rev. A* **76**, 030305 (2007).
 [18] D. Sank, R. Barends, R. C. Bialczak, Y. Chen, J. Kelly, M. Lenander, E. Lucero, M. Mariantoni, A. Megrant, M. Neeley, P. J. J. O'Malley, A. Vainsencher, H. Wang, J. Wenner, T. C. White, T. Yamamoto, Yi Yin, A. N. Cleland, and J. M. Martinis, *Phys. Rev. Lett.* **109**, 067001 (2012).
 [19] D. V. Averin, K. Xu, Y. P. Zhong, C. Song, H. Wang, and S. Han, *Phys. Rev. Lett.* **116**, 010501 (2016).
 [20] S.-B. Zheng, *Phys. Rev. Lett.* **87**, 230404 (2001).
 [21] M. Neeley, R. C. Bialczak, M. Lenander, E. Lucero, M. Mariantoni, A. D. O'Connell, D. Sank, H. Wang, M. Weides, J. Wenner, Y. Yin, T. Yamamoto, A. N. Cleland, and J. M. Martinis, *Nature (London)* **467**, 570 (2010).
 [22] M. Neeley, M. Ansmann, R. C. Bialczak, M. Hofheinz, N. Katz, E. Lucero, A. D. O'Connell, H. Wang, A. N. Cleland, and J. M. Martinis, *Nat. Phys.* **4**, 523 (2008).
 [23] T. Monz, P. Schindler, J. T. Barreiro, M. Chwalla, D. Nigg, W. A. Coish, M. Harlander, W. Hänsel, M. Hennrich, and R. Blatt, *Phys. Rev. Lett.* **106**, 130506 (2011).
 [24] R. Barends, J. Kelly, A. Megrant, A. Veitia, D. Sank, E. Jeffrey, T. C. White, J. Mutus, A. G. Fowler, B. Campbell, Y. Chen, Z. Chen, B. Chiaro, A. Dunsworth, C. Neill, P. J. J. O'Malley, P. Roushan, A. Vainsencher, J. Wenner, A. N. Korotkov, A. N. Cleland, and J. M. Martinis, *Nature (London)* **508**, 500 (2014); J. Kelly, R. Barends, A. G. Fowler, A. Megrant, E. Jeffrey, T. C. White, D. Sank, J. Y. Mutus, B. Campbell, Y. Chen, Z. Chen, B. Chiaro, A. Dunsworth, I.-C. Hoi, C. Neill, P. J. J. O'Malley, C. Quintana, P. Roushan, A. Vainsencher, J. Wenner, A. N. Cleland, and J. M. Martinis, *Nature (London)* **519**, 66 (2015).
 [25] E. Dennis, A. Landahl, A. Kitaev, and J. Preskill, *J. Math. Phys. (N.Y.)* **43**, 4452 (2002); R. Raussendorf, J. Harrington, and K. Goyal, *Ann. Phys. (Amsterdam)* **321**, 2242 (2006); D. S. Wang, A. G. Fowler, and L. C. L. Hollenberg, *Phys. Rev. A* **83**, 020302(R) (2011).
 [26] H.-N. Dai, B. Yang, A. Reingruber, H. Sun, X.-F. Xu, Y.-A. Chen, Z.-S. Yuan, and J.-W. Pan, *arXiv:1602.05709*.