

An osmium nitrido complex as a π -acid ligand for late transition metals

Thomas J. Crevier, Scott Lovell and James M. Mayer*

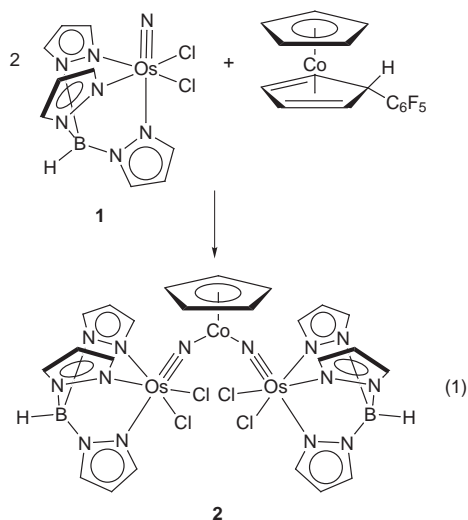
Department of Chemistry, Box 351700, University of Washington Seattle, Washington 98195-1700, USA

Received (in Bloomington, IN, USA) 7th July 1998, Accepted 22nd September 1998

The Os(vI) nitrido complex, TpOs(N)Cl_2 (**1**), acts as a π -acid ligand in the cobalt and platinum complexes $\text{CpCo}[\text{NOs(Tp)Cl}_2]_2$ (**2**) and $(\text{Me}_2\text{S})\text{Cl}_2\text{Pt-N}\equiv\text{Os(Tp)Cl}_2$ (**3**).

Transition metal nitrido complexes $L_nM\equiv N$ typically act as nucleophiles, being alkylated or binding to other metals.¹ The two dozen or so known hetero-bimetallic μ -nitrido complexes all involve nucleophilic nitrido complexes and are described as dative adducts $L_nM\equiv N \rightarrow M'L_m$ (**A**) or metalloimido complexes $L_nM\equiv N-M'L_m$ (**B**).² We have recently prepared an Os(vI) nitrido complex, TpOs(N)Cl_2 [**1**; Tp = hydrotris(1-pyrazolyl)borate],³ that acts as an electrophile. Electrophilic multiply-bonded ligands are less common but such ligands are important in various processes, including atom and group transfers, and dihydroxylation and aminohydroxylation of olefins.⁴ Complex **1** is unreactive with protic acids, methyl triflate (MeOTf), $\text{BF}_3 \cdot \text{Et}_2\text{O}$, and $[\text{Ph}_3\text{C}][\text{BF}_4]$, but it reacts with PPh_3 and carbanions at nitrogen.³ Despite its lack of reaction with simple electrophiles, we report here that **1** is a good ligand for Co(I) and Pt(II) centers. We propose that the complexes reported herein are a new type of μ -nitrido compound, in which the multiply bonded nitrido fragment is best described as a π acid ligand for the heterometal.

$\text{CpCo}(\eta^4\text{-C}_5\text{H}_5\text{C}_6\text{F}_5)$ ⁵ was chosen as a source of the electron-rich CpCo(I) fragment since the η^4 -diene should be easily displaced. Indeed, addition of **1** to a benzene solution of $\text{CpCo}(\eta^4\text{-C}_5\text{H}_5\text{C}_6\text{F}_5)$ causes an immediate darkening of the solution and precipitation of purple $\text{CpCo}[\text{NOs(Tp)Cl}_2]_2$ (**2**)[†] in good yield [eqn. (1)]. NMR data are consistent with a



diamagnetic compound with two TpOs fragments per CpCo unit. Slow evaporation of a chloroform solution of **2** forms single crystals suitable for X-ray diffraction.[‡] The structure (Fig. 1) shows a two-legged piano stool geometry about the cobalt atom with the two legs being octahedral osmium centers, connected to the cobalt by μ -nitrido ligands. The structure is quite similar to other CpCoL_2 complexes, such as $\text{Cp}^*\text{Co}(\text{CO})_2$.⁶ The Co–N–Os angles are essentially linear [$171.6(6)$, $171.8(7)^\circ$], which is typical of such μ -nitrido linkages^{1a} and indicates sp hybridization at nitrogen. The Os–N

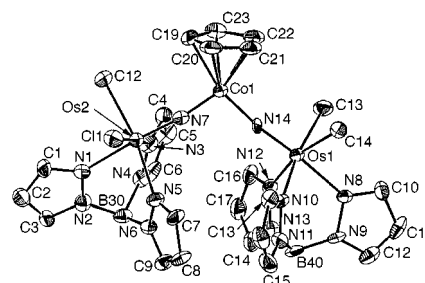
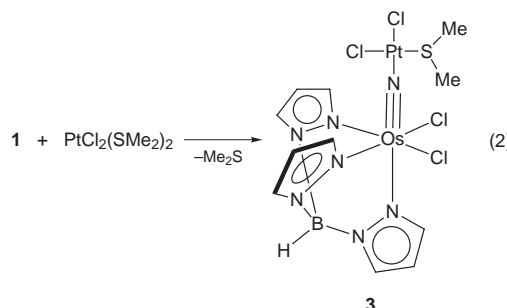


Fig. 1 ORTEP drawing of $\text{CpCo}[\text{NOs(Tp)Cl}_2]_2$ (**2**), with hydrogen atoms and two CHCl_3 of crystallization omitted for clarity. Selected bond lengths (\AA) and angles ($^\circ$): Os(1)–N(14) 1.704(9), Os(2)–N(7) 1.741(10), Co(1)–N(7) 1.696(11), Co(1)–N(14) 1.737(9), Os(2)–N(1) 2.189(11), Os(2)–N(3) 2.054(12), Os(2)–N(5) 2.086(10), Os(1)–N(8) 2.198(10), Os(1)–N(10) 2.070(10), Os(1)–N(12) 2.060(11), Os(1)–N(14)–Co(1) 171.6(6), Os(2)–N(7)–Co(1) 171.8(7), N(7)–Co(1)–N(14) 101.3(5).

distances of 1.704(9) and 1.741(10) \AA are indicative of substantial multiple bonding (as is the significant *trans* influence of the nitrido ligand), but these distances are longer than all crystallographically characterized terminal osmium–nitrido bonds (1.525–1.703, av. 1.629 \AA).⁷ The Co–N bonds are very short [1.696(11) and 1.737(9) \AA], much shorter than would be expected for a simple dative interaction. For instance, they are substantially shorter than all reported cobalt–nitrile bonds, which also involve an sp hybridized nitrogen (Co–N 1.883–2.179, av. 1.997 \AA).⁷ The Co–N bonds in **2** are most similar to those in linear nitrosyl complexes (1.590–1.720, av. 1.658 \AA) and are close to cobalt–carbonyl bond lengths (CpCo–CO 1.615–1.782, av. 1.721 \AA).⁷

Complex **2** is thermally robust, showing only minor decomposition over two weeks at 75 $^\circ\text{C}$ in chloroform solution by ^1H NMR. There is no reaction under these conditions with 1 equiv. of PPh_3 . Since **1** reacts rapidly with PPh_3 , this shows that **2** does not dissociate to **1** at 75 $^\circ\text{C}$. There is also no reaction when a chloroform solution of **2** is heated under 100 Torr of CO at 75 $^\circ\text{C}$ for several days.

Complex **1** reacts slowly with $\text{PtCl}_2(\text{SMe}_2)_2$ in benzene with loss of Me_2S to give $(\text{Me}_2\text{S})\text{Cl}_2\text{Pt-N}\equiv\text{Os(Tp)Cl}_2$ (**3**) in good yield [eqn. (2)].[†] Single crystals of **3** were obtained by



slow evaporation of a benzene solution. The X-ray structure (Fig. 2)[‡] shows a molecule of **1** bound to a square planar platinum center. The Pt–N bond of 1.868(8) \AA is at the short end of the range of Pt–N bonds in *cis*-dichloroplatinum complexes (1.848–2.371 \AA),⁷ again closer to those in nitrosyl rather than nitrile complexes. The Os–N bond [1.687(8) \AA] is apparently

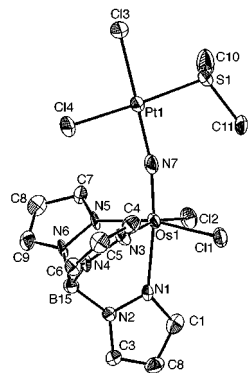


Fig. 2 ORTEP drawing of $(\text{Me}_2\text{S})\text{Cl}_2\text{Pt-N}\equiv\text{Os}(\text{Tp})\text{Cl}_2$ (**3**), with hydrogen atoms omitted for clarity. Selected bond lengths (Å) and angles ($^\circ$): Os(1)–N(7) 1.687(8), Pt(1)–N(7) 1.868(8), Os(1)–N(1) 2.178(7), Os(1)–N(3) 2.071(7), Os(1)–N(5) 2.068(7), Pt(1)–S(1) 2.286(2), Pt(1)–Cl(3) 2.297(2), Pt(1)–Cl(4) 2.317(2), Os(1)–N(7)–Pt(1) 169.2(5).

shorter than those in **2**, although it is presumably slightly longer than in **1**.

The data are most consistent with **1** acting as a π acid ligand in **2** and **3**, as opposed to simply a dative (**A**) or σ only (**B**) ligand. The CpCo(I) fragment forms two-legged piano stool structures only with soft and/or π -acid ligands; related CpCo(III) complexes adopt three-legged stool geometries.^{8,9} The short Co–N and Pt–N distances and the kinetic inertness of the Co–N bonds are indicative of multiple bond character. The other known platinum μ -nitrido complexes are $(\text{Et}_2\text{PhP})_3\text{Cl}_2\text{-Re}\equiv\text{N-PtCl}_2(\text{PEt}_3)$,^{2d} $(\text{Me}_3\text{SiO})_3\text{V}\equiv\text{N-Pt}(\text{Me})(\text{PEt}_3)_2$,^{2a} and three complexes with $[\text{Os}(\text{N})\text{O}_3]^-$.¹⁰ The first is a labile adduct with dative bonding (resonance form **A**), while the others have N–Pt bond distances [VN–Pt, 2.030(7); O₃OsN–Pt, 2.03(4), 2.040(7), 1.958(7), 2.05(1) Å] which are indicative of single bonding (form **B**) and significantly longer than that in **3**. *Ab initio* DFT calculations on **1** show that the LUMO and LUMO+1 are low-lying Os–N π^* orbitals, with significant density at nitrogen.¹¹ These empty orbitals are quite similar to the π^* orbital of CO, the prototypical π acid (Fig. 3).[§] The small apparent lengthening of the Os≡N bond in **2** is reminiscent of the small change in the C≡O distance on coordination. This lengthening is smaller if present in **3**, consistent with Pt(II) being a poorer π -donor than Co(I). The bonding in **2** and **3** could alternatively be described as a resonance hybrid of **A** or **B** with a multiple bond form $\text{Os}=\text{N}=\text{M}'$ or $\text{Os}=\text{N}=\text{M}'$, the latter well known for homonuclear μ -nitrido complexes.^{1a}

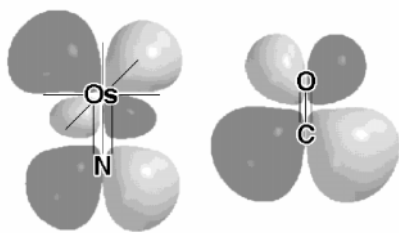


Fig. 3 Calculated LUMOs for **1** and CO.[§]

The ability of **1** to act as a strong ligand to late transition metals is perhaps surprising in light of its lack of reaction with main group Lewis acids such as $\text{BF}_3\cdot\text{Et}_2\text{O}$ and $[\text{Ph}_3\text{C}][\text{BF}_4]$. Complex **1** should be contrasted with the more nucleophilic hydrocarbyl derivatives $\text{TpOs}(\text{N})\text{Ph}_2$ ^{3a,12} and $\text{CpOs}(\text{N})(\text{CH}_2\text{Si-Me}_3)_2$.^{2c} The latter forms a BF_3 adduct with $\text{BF}_3\cdot\text{Et}_2\text{O}$, is alkylated by MeOTf , and binds to Ag^+ giving a μ -nitrido complex $[\text{Cp}(\text{R})_2\text{OsN}]_2\text{Ag}^+$.^{2c} The Ag–N distances [2.15(1), 2.12(2) Å] are 0.27 Å longer than the Pt–N distances in **3**, much larger than the differences in ionic radii (2-coordinate Ag^+ , 0.81 Å; 4-coordinate Pt^{2+} , 0.74 Å¹³). $\text{TpOs}(\text{N})\text{Ph}_2$ does not react

with $\text{CpCo}(\eta^4\text{-C}_5\text{H}_5\text{C}_6\text{F}_5)$ and an analog of **2** is not observed. The observation that the more nucleophilic osmium nitrides bind more poorly and form longer M–N bonds is not consistent with **1** acting as a simple σ donor ligand (type **A** or **B** bonding). We propose that the osmium nitrido unit in **1** acts as a π -acid ligand as a result of the low lying empty Os–N π^* orbitals (Fig. 3). Further studies of **2** and **3**, and preparations of other compounds containing **1** as a ligand, are in progress.

We thank the National Science Foundation for financial support of this research. We also thank Dr B. Bennett for providing results prior to publication, Dr D. Hrovat for assistance in preparing Fig. 3 and Dr K. Goldberg and D. Wick for $\text{PtCl}_2(\text{SMe}_2)_2$.

Notes and references

† Full preparative, spectroscopic, and calculational details for **1**, **2**, **3**, and $\text{TpOs}(\text{NPPPh}_3)\text{Cl}_2$ will be reported in an upcoming full paper. *Selected NMR data*: for **2**, ^1H NMR (CDCl_3) 5.96 (2H, t), 7.32 (2H, d), 7.49 (2H, d), 6.17 (4H, t), 7.51 (4H, d), 7.55 (4H, d), 5.40 (5H, s); ^{13}C NMR (CDCl_3) 107.8, 136.0, 146.0 (pz *trans* to μ -N), 108.5, 137.8, 144.4 (pz *trans* to Cl), 91.2 (Cp). For **3**, ^1H NMR (CDCl_3) 6.03 (1H, t), 7.42 (1H, d), 7.54 (1H, d), 6.47 (2H, t), 7.75 (2H, d), 8.12 (2H, d), 2.85 (6H, s).

‡ Data for both structures were collected on a Nonius KappaCCD with Mo-K α ($\lambda = 0.71070$ Å). *Crystal data*: for **2**·2CHCl₃ at 161 K, $\text{C}_{25}\text{H}_{27}\text{B}_2\text{Cl}_{10}\text{Co}_1\text{N}_{14}\text{Os}_2$, $M = 1339.06$, triclinic, $P\bar{1}$ (no. 2), $a = 11.3261(8)$, $b = 14.2844(10)$, $c = 15.3497(10)$ Å, $\alpha = 64.666(5)$, $\beta = 75.612(5)$, $\gamma = 68.010(5)^\circ$, $V = 2069.7(2)$ Å³, $D_c = 2.149$ g cm⁻³, $Z = 2$, $\mu = 72.07$ cm⁻¹. Of the 70903 reflections, 7908 unique reflections were used in the final least-squares refinement to yield $R = 0.0651$ and $R_w = 0.1821$. For **3** at 161 K, $\text{C}_{11}\text{H}_{16}\text{B}_1\text{Cl}_4\text{S}_1\text{N}_7\text{Pt}_1\text{Os}_1$, $M = 815.26$, triclinic, $P\bar{1}$ (no. 2), $a = 8.5517(3)$, $b = 10.9693(3)$, $c = 13.2976(3)$ Å, $\alpha = 95.4985(19)$, $\beta = 92.2917(19)$, $\gamma = 104.4479(12)^\circ$, $V = 1199.74(6)$ Å³, $D_c = 2.257$ g cm⁻³, $Z = 2$, $\mu = 116.56$ cm⁻¹. Of the 17880 reflections, 4459 unique reflections were used in the final least-squares refinement to yield $R = 0.0364$ and $R_w = 0.1283$. CCDC 182/1026.

§ Minor contributions of other atoms to the LUMO in **1** are omitted for the sake of clarity. Full details of the calculations will be published in a forthcoming report.¹¹

- (a) K. Dehnicke and J. Strahle, *Angew. Chem., Int. Ed. Engl.*, 1992, **31**, 955; (b) W. A. Nugent and J. M. Mayer, *Metal Ligand Multiple Bonds*, Wiley-Interscience, 1988.
- (a) N. M. Doherty and S. C. Critchlow, *J. Am. Chem. Soc.*, 1987, **109**, 7906; (b) C. M. Jones and N. M. Doherty, *Polyhedron*, 1995, **14**, 81 and references therein; (c) R. W. Marshman, J. M. Shusta, S. R. Wilson and P. A. Shapley, *Organometallics*, 1991, **10**, 1671; (d) J. Chatt and B. T. Heaton, *Chem. Commun.*, 1968, 274.
- (a) T. J. Crevier and J. M. Mayer, *J. Am. Chem. Soc.*, 1998, **120**, 5595; (b) T. J. Crevier and J. M. Mayer, *Angew. Chem., Int. Ed. Engl.*, 1998, **37**, 1891; (c) T. J. Crevier, PhD Thesis, University of Washington, 1998.
- For leading references, see: (a) A. J. DelMonte, J. Haller, K. N. Houk, K. B. Sharpless, D. A. Singleton, T. Strassner and A. A. Thomas, *J. Am. Chem. Soc.*, 1997, **119**, 9907; (b) J. Du Bois, C. S. Tomooka, J. Hong and E. M. Carreira, *Acc. Chem. Res.*, 1997, **30**, 364; (c) S. N. Brown and J. M. Mayer, *J. Am. Chem. Soc.*, 1996, **118**, 12119.
- Prepared from Cp_2Co and $\text{C}_6\text{F}_5\text{I}$. B. K. Bennett, PhD Thesis, University of Utah, Salt Lake City, Utah, 1997.
- L. R. Byers and L. F. Dahl, *Inorg. Chem.*, 1980, **19**, 277.
- From the Cambridge Structure Database (January, 1998): F. H. Allen and O. Kennard, *Chem. Des. Automat. News*, 1993, **8**, 31.
- (a) *Comprehensive Organometallic Chemistry*, ed. G. Wilkinson, Pergamon, New York, 1982, vol. 5, pp. 1–276; (b) *Comprehensive Organometallic Chemistry II*, ed. G. Wilkinson, Pergamon, New York, 1995, vol. 8, pp. 1–114.
- R. F. Heck, *Inorg. Chem.*, 1968, **7**, 1513 may report a rare exception.
- W.-H. Leung, J. L. C. Chim and W.-T. Wong, *J. Chem. Soc., Dalton Trans.*, 1996, 3153; 1997, 3277.
- D. Hrovat, T. J. Crevier, W. T. Borden and J. M. Mayer, work in progress.
- J. L. Koch and P. A. Shapley, *Organometallics*, 1997, **16**, 4071.
- J. E. Huheey, *Inorganic Chemistry*, Harper & Row, New York, 3rd edn., 1983, pp. 73, 75.