

Observation of $\Upsilon(4S)$ Decays into non- $B\bar{B}$ Final States Containing ψ Mesons

J. Alexander,⁽¹⁾ M. Artuso,⁽¹⁾ C. Bebek,⁽¹⁾ K. Berkelman,⁽¹⁾ D. G. Cassel,⁽¹⁾ E. Cheu,⁽¹⁾ D. M. Coffman,⁽¹⁾ G. Crawford,⁽¹⁾ J. W. DeWire,⁽¹⁾ P. S. Drell,⁽¹⁾ R. Ehrlich,⁽¹⁾ R. S. Galik,⁽¹⁾ B. Gittelmann,⁽¹⁾ S. W. Gray,⁽¹⁾ A. M. Halling,⁽¹⁾ D. L. Hartill,⁽¹⁾ B. K. Heltsley,⁽¹⁾ J. Kandaswamy,⁽¹⁾ N. Katayama,⁽¹⁾ D. L. Kreinick,⁽¹⁾ J. D. Lewis,⁽¹⁾ N. B. Mistry,⁽¹⁾ J. Mueller,⁽¹⁾ R. Namjoshi,⁽¹⁾ S. Nandi,⁽¹⁾ E. Nordberg,⁽¹⁾ C. O'Grady,⁽¹⁾ D. Peterson,⁽¹⁾ M. Pisharody,⁽¹⁾ D. Riley,⁽¹⁾ M. Sapper,⁽¹⁾ A. Silverman,⁽¹⁾ S. Stone,⁽¹⁾ H. Worden,⁽¹⁾ M. Worris,⁽¹⁾ A. J. Sadoff,⁽²⁾ P. Avery,⁽³⁾ D. Besson,⁽³⁾ L. Garren,⁽³⁾ J. Yelton,⁽³⁾ T. Bowcock,⁽⁴⁾ K. Kinoshita,⁽⁴⁾ F. M. Pipkin,⁽⁴⁾ M. Procario,⁽⁴⁾ Richard Wilson,⁽⁴⁾ J. Wolinski,⁽⁴⁾ D. Xiao,⁽⁴⁾ R. Ammar,⁽⁵⁾ P. Baringer,⁽⁵⁾ D. Coppage,⁽⁵⁾ P. Haas,⁽⁵⁾ Ha Lam,⁽⁵⁾ A. Jawahery,⁽⁶⁾ C. H. Park,⁽⁶⁾ Y. Kubota,⁽⁷⁾ J. K. Nelson,⁽⁷⁾ D. Perticone,⁽⁷⁾ R. Poling,⁽⁷⁾ R. Fulton,⁽⁸⁾ T. Jensen,⁽⁸⁾ D. R. Johnson,⁽⁸⁾ H. Kagan,⁽⁸⁾ R. Kass,⁽⁸⁾ F. Morrow,⁽⁸⁾ J. Whitmore,⁽⁸⁾ P. Wilson,⁽⁸⁾ W.-Y. Chen,⁽⁹⁾ J. Dominick,⁽⁹⁾ R. L. McIlwain,⁽⁹⁾ D. H. Miller,⁽⁹⁾ C. R. Ng,⁽⁹⁾ S. F. Schaffner,⁽⁹⁾ E. I. Shibata,⁽⁹⁾ W.-M. Yao,⁽⁹⁾ K. Sparks,⁽¹⁰⁾ E. H. Thorndike,⁽¹⁰⁾ C.-H. Wang,⁽¹⁰⁾ M. S. Alam,⁽¹¹⁾ I. J. Kim,⁽¹¹⁾ W. C. Li,⁽¹¹⁾ X. C. Lou,⁽¹¹⁾ C. R. Sun,⁽¹¹⁾ P.-N. Wang,⁽¹¹⁾ M. I. Zoeller,⁽¹¹⁾ D. Bortoletto,⁽¹²⁾ M. Goldberg,⁽¹²⁾ N. Horwitz,⁽¹²⁾ V. Jain,⁽¹²⁾ M. D. Mestayer,⁽¹²⁾ G. C. Moneti,⁽¹²⁾ V. Sharma,⁽¹²⁾ I. P. J. Shipsey,⁽¹²⁾ T. Skwarnicki,⁽¹²⁾ M. Thulasidas,⁽¹²⁾ S. E. Csorna,⁽¹³⁾ and T. Letson⁽¹³⁾

⁽¹⁾Cornell University, Ithaca, New York 14853

⁽²⁾Ithaca College, Ithaca, New York 14850

⁽³⁾University of Florida, Gainesville, Florida 32611

⁽⁴⁾Harvard University, Cambridge, Massachusetts 02138

⁽⁵⁾University of Kansas, Lawrence, Kansas 66045

⁽⁶⁾University of Maryland, College Park, Maryland 20742

⁽⁷⁾University of Minnesota, Minneapolis, Minnesota 55455

⁽⁸⁾Ohio State University, Columbus, Ohio 43210

⁽⁹⁾Purdue University, West Lafayette, Indiana 47907

⁽¹⁰⁾University of Rochester, Rochester, New York 14627

⁽¹¹⁾State University of New York at Albany, Albany, New York 12222

⁽¹²⁾Syracuse University, Syracuse, New York 13244

⁽¹³⁾Vanderbilt University, Nashville, Tennessee 37235

(Received 17 January 1990)

We report on the observation of ψ mesons from $\Upsilon(4S)$ decays which are too energetic to come from B mesons. These events provide the first evidence for non- $B\bar{B}$ decays of the $\Upsilon(4S)$. The measured rate is $B(\Upsilon(4S) \rightarrow \psi X) = (0.22 \pm 0.06 \pm 0.04)\%$ for ψ momentum above 2 GeV/c.

PACS numbers: 13.20.Gd, 13.25.+m, 13.65.+i

The $\Upsilon(4S)$ resonance is the third radial excitation of the $b\bar{b}$ system. It is massive enough to be above threshold for decay into B^-B^+ or $B^0\bar{B}^0$ and is thought to decay dominantly into these modes. Other vector-meson resonances decay into final states which do not contain the explicit flavors of the constituent quarks. For example, the ϕ , an $s\bar{s}$ state, decays 13% of the time into $\rho\pi$ (Ref. 1) and the $\psi(3770)$, a $c\bar{c}$ state, has recently given indications of possible decays into noncharm final states.²

A previous search for non- $B\bar{B}$ final states in $\Upsilon(4S)$ decay investigated the inclusive charged-particle momentum spectrum. No statistically significant signal was observed for particles above the kinematic limit for B decay.³ The resulting upper limits on the non- $B\bar{B}$ decay fraction depend on the assumed shape of the non- $B\bar{B}$ spectrum. For a spectrum with the shape of continuum e^+e^- annihilations, the upper limit is 3.8%, while for a shape similar to three-gluon decays of the $\Upsilon(1S)$, the

limit is 13%, both at 90% confidence level.

In this analysis we investigate the production of ψ mesons from the $\Upsilon(4S)$ in the momentum range above the kinematic limit allowed for ψ 's from B decay. Low-momentum ψ 's have previously been seen in $\Upsilon(4S)$ decay and were assumed to arise solely from B decays.⁴ The inclusive branching ratio for $B \rightarrow \psi X$ was found to be 1.1%. Some fully reconstructed $B \rightarrow \psi K$ and $B \rightarrow \psi K^*$ events have been seen.

We use data taken with the CLEO detector using the Cornell Electron Storage Ring (CESR). The luminosities used consist of 212 pb⁻¹ accumulated at the $\Upsilon(4S)$ resonance, 102 pb⁻¹ taken at a center-of-mass energy 60 MeV below the $\Upsilon(4S)$, and 116 pb⁻¹ taken at the $\Upsilon(5S)$ resonance. There are 240 000 $\Upsilon(4S)$ decays and 35 000 $\Upsilon(5S)$ decays. The CLEO detector is described in detail elsewhere.⁵

The event sample is selected by using standard CLEO hadronic event-selection criteria.⁶ In order to suppress

electromagnetic and two-photon backgrounds, we impose the additional requirement that at least five charged tracks be found. ψ 's are identified via the dielectron or dimuon modes. We require that each lepton has a minimum of momentum of 0.8 GeV/c.

The reaction $B \rightarrow \psi\pi$ gives the most energetic ψ 's possible from B decay; the ψ momentum is 1.73 GeV/c. Although this decay mode is Cabbibo suppressed with respect to the ψK mode, it is still allowed. We do not expect many of these decays; the measured $B \rightarrow \psi K$ branching ratio⁴ is about 0.1% and $\psi\pi$ should be suppressed by the sine squared of the Cabbibo angle. To find the kinematic limit we need to Lorentz boost the ψ , since the B is moving with velocity $\beta=0.06$. This results in a Doppler smearing about the end point, with the maximum possible momentum now being 1.94 GeV/c. There is an additional Gaussian momentum smearing of 30 MeV/c (rms) due to our momentum resolution. Therefore, 2 GeV/c is a conservative upper limit for ψ momenta from B decay. This translates into a maximum allowed x of $x_B=0.378$ at the $Y(4S)$, where x is the momentum divided by the beam energy.

The l^+l^- mass spectrum for the $Y(4S)$ sample is shown in Fig. 1(a) for $x > x_B$ and in Fig. 1(b) for $x < x_B$. To suppress random background combinations and better define the lepton acceptance, we require that the absolute value cosine of the decay angle of the leptons in the dilepton mass frame with respect to the dilepton direction in the laboratory be < 0.9 . The ψ peaks

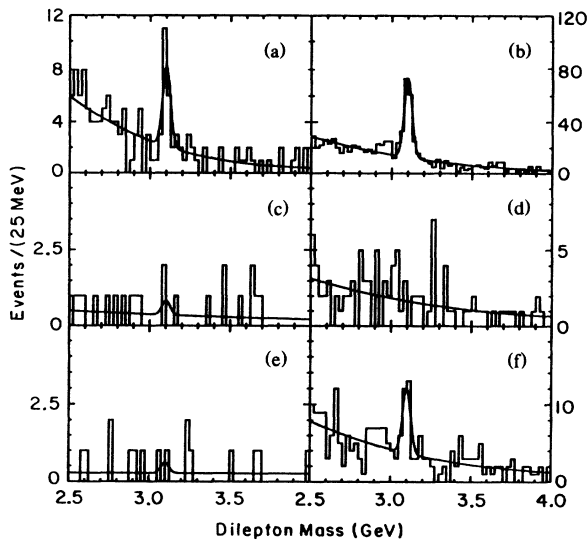


FIG. 1. $m(l^+l^-)$ for values of scaled dilepton momentum (x) above and below the maximum allowed for $B \rightarrow \psi\pi$ decay. The values of x are 0.378 and 0.48 for $Y(4S)$ and $Y(5S)$ data, respectively. The curves are fits to the data using a Gaussian with fixed mass and width and a third-order polynomial to describe the background. For $Y(4S)$ data (a) $x > 0.378$ and (b) $x < 0.378$. For continuum data (c) $x > 0.378$ and (d) $x < 0.378$. For $Y(5S)$ data (e) $x > 0.48$ and (f) $x < 0.48$.

are fitted with Gaussians centered at the known ψ mass and with fixed width of 25 MeV rms as determined by a Monte Carlo simulation. We find 150 ± 14 events in the $x < x_B$ sample and $15.2^{+4.9}_{-4.3}$ for $x > x_B$. In the latter sample, we have 17 total events in the two bins centered on the ψ mass including a background of 5.0 events. The probability of the signal at the ψ mass being caused by a background fluctuation is 2×10^{-5} . There are approximately equal numbers of dielectron and dimuon candidates. As these events cannot be from B decay, they are either evidence of non- $B\bar{B}$ decays of the $Y(4S)$, or arise from the continuum under the $Y(4S)$ resonance. We have investigated two samples of continuum-rich data in order to see which is more likely.

The first continuum sample comes from data taken 60 MeV in center-of-mass energy below the $Y(4S)$. The l^+l^- mass plot is shown in Fig. 1(c) for $x > x_B$ and in Fig. 1(d) for $x < x_B$. There is no signal in either x range. The probability that the excess in the $Y(4S)$ data for $x > x_B$ is due to a continuum fluctuation is 2.8%, after we take into account that the $Y(4S)$ sample is 2.08 times larger. Summing the high- x and low- x samples together and fitting the resulting distribution gives a yield of $1.6^{+2.4}_{-3.3}$ events. This can be expressed as an upper limit on continuum ψ production of $R_\psi = \sigma(e^+e^- \rightarrow \psi X) / \sigma(e^+e^- \rightarrow \mu^+\mu^-) < 1.9 \times 10^{-3}$ at 90% confidence level for events with at least three charged tracks in addition to the ψ . We have previously published an upper limit at 90% confidence level of $R_\psi < 2.3 \times 10^{-3}$, requiring only one charged track in addition to the ψ .⁷ Theoretical estimates⁸ of R_ψ range from 3×10^{-4} to 7×10^{-4} .

Another data sample we can use to search for continuum ψ production was taken on the $Y(5S)$ resonance. To insure that ψ mesons are not coming from Doppler-shifted B decays, we increase the x cut to 0.48, as the B mesons are moving faster when produced at the $Y(5S)$ than at the $Y(4S)$. The only possible noncontinuum source of real ψ mesons above 0.48 would be direct $Y(5S)$ decays. However, since the $Y(5S)$ cross section is a factor of 3.8 smaller than the $Y(4S)$ and the x range is smaller, we would expect only 1.2 ± 0.4 direct $Y(5S) \rightarrow \psi X$ events if the decay width was the same as on the $Y(4S)$, while for $x < 0.48$ we expect 19 ± 2 events from B decay by scaling from the observed low- x $Y(4S)$ signal. We find 21.6 ± 6.4 events for $x < 0.48$ and no evidence for a signal for $x > 0.48$ [see Figs. 1(e) and 1(f)]. In Fig. 2 we compare $Y(4S)$ with continuum plus $Y(5S)$ data for $x > 0.48$. This summed sample is equal in size to the $Y(4S)$ sample; the scaling factor of the summed distribution accounting for the energy-squared dependence of the cross section is 1.00. In the summed distribution there are 2 events in the two bins at the ψ mass including 0.8 background event. In estimating the probability that this distribution can come from the same population as the one we see on the $Y(4S)$ we have not included any allowance for direct $Y(5S) \rightarrow \psi X$ decays.

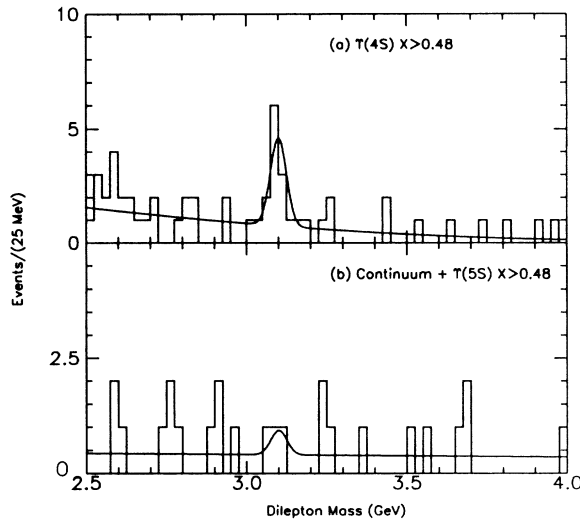


FIG. 2. $m(l^+l^-)$ for dilepton scaled momentum $x > 0.48$ (a) on $\Upsilon(4S)$ and (b) continuum plus $\Upsilon(5S)$.

The probability of this joint $\Upsilon(5S)$ -continuum sample being consistent with the observation on the $\Upsilon(4S)$ is 1.4%.

Global event-shape characteristics can help discriminate between continuum events and events arising from different, less jetlike, production mechanisms. The Fox-Wolfram moment $R_2 = H_2/H_0$ is one such measure.⁹ Figure 3 shows the R_2 distribution for the high-momentum ψ 's ($x > x_B$) from the $\Upsilon(4S)$ sample as well as three other samples for comparison: events with continuum dileptons of mass exceeding 2.5 GeV, the two continuum events near the ψ mass (shaded), and $\Upsilon(4S)$ events containing a lepton with momentum greater than 1.4 GeV/c. The high-momentum ψ events in the $\Upsilon(4S)$ sample have a spherical shape, not unlike that for $B\bar{B}$ decays with a lepton. They are very different from the above-mentioned continuum samples.¹⁰ The two continuum events near the ψ mass have only a 6% probability of coming from the same R_2 distribution as the $\Upsilon(4S)$ ψ 's, while they have a 95% probability of coming from the continuum dilepton sample.¹¹ These considerations provide additional evidence that it is much less probable that the high-momentum ψ signal is due to continuum production than due to direct $\Upsilon(4S)$ decay.¹²

After correcting for acceptances including our ψ detection efficiency, 20% for electrons and 28% for muons, and the $\psi \rightarrow l^+l^-$ branching ratio (13.8%), we find $B(\Upsilon(4S) \rightarrow \psi X) = (0.22 \pm 0.06 \pm 0.04)\%$ for $x > 0.378$. The momentum spectrum is shown in Fig. 4. The high-momentum events are not concentrated near the kinematic limit from B decay, nor do they peak at any unique momentum.

We have searched for other indications of non- $B\bar{B}$ $\Upsilon(4S)$ decays. We have redone the charged-particle momentum-spectrum analysis in our new data sample.

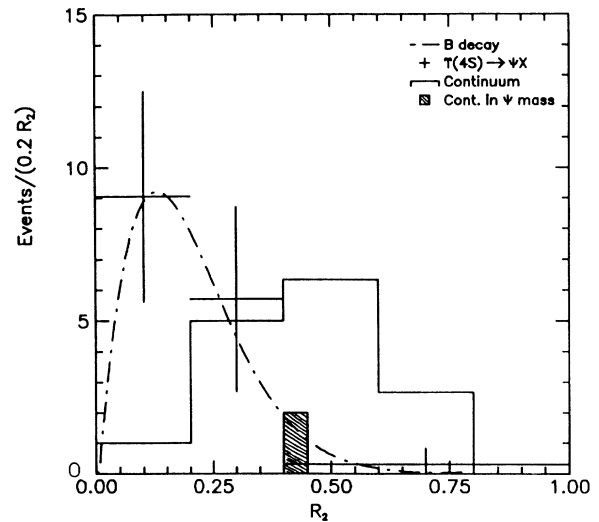


FIG. 3. The R_2 distribution for $x > x_B$ ψ 's from the $\Upsilon(4S)$ shown as crosses, continuum with dilepton masses > 2.5 GeV [from Fig. 1(c)]. The two continuum events close to the ψ mass are shaded. The dashed curve is the measured distribution for $B\bar{B}$ with a lepton > 1.4 GeV/c which has been normalized to the large- x ψ data.

However, because of the sensitivity to the error in the relative $\Upsilon(4S)$ and continuum luminosities, the upper limits are almost the same as those given in Ref. 3.

We have also determined upper limits for production of both $D^{*\pm}$ and ϕ mesons beyond the end point of B decay. For D^* we use the decay $D^{*+} \rightarrow \pi^+ D^0$ and the subsequent decay of the D^0 into $K^- \pi^+$ or $K^- \pi^+ \pi^+ \pi^-$, and the charge-conjugate reactions for D^{*-} . We find $B(\Upsilon(4S) \rightarrow (D^{*+} X + D^{*-} X))/2 < 3.7\%$ at 90% con-

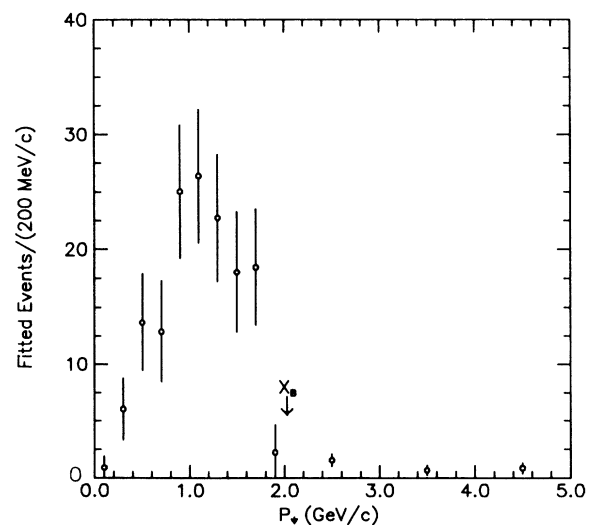


FIG. 4. The ψ momentum distribution for $\Upsilon(4S)$ decays. Note that the bin size changes above 2 GeV/c.

fidence level for $x > 0.473$. For ϕ we use the decay $\phi \rightarrow K^+K^-$. We find $B(\Upsilon(4S) \rightarrow \phi X) < 0.23\%$ at 90% confidence level for $x > 0.52$.

We have also searched for $\Upsilon(1S)$ production from the $\Upsilon(4S)$ using the dilepton decay of the $\Upsilon(1S)$. A statistically significant signal was not observed, yielding an upper limit of $B(\Upsilon(4S) \rightarrow \Upsilon(1S) + X) < 0.4\%$ at 90% confidence level, where X contains at least one charged track.

The high-momentum ψ events provide direct evidence for non- $B\bar{B}$ decays of the $\Upsilon(4S)$. Other such decays must be present. We have tried to find D^{*+} , ϕ , and $\Upsilon(1S)$ signals without success. Lipkin has argued¹³ that non- $B\bar{B}$ decays of the $\Upsilon(4S)$ are to be expected. He explains the $\phi \rightarrow \rho\pi$ decay by a two-step mechanism where ϕ goes to an intermediate $K\bar{K}$ which then annihilate into $\rho\pi$. He proposed this two-step mechanism as a way for the ψ'' to decay into non- $D\bar{D}$ final states, which have been observed.² However, Lipkin's predictions are not quantitative and therefore it is difficult to ascertain the validity of his assertions. There are other intriguing explanations. Marciano has suggested that transitions to lower-lying four-quark states are possible. He points out that there is a large, 18%, Coulomb enhancement of $\Upsilon(4S) \rightarrow B^+B^-/\Upsilon(4S) \rightarrow B^0\bar{B}^0$ which may help generate a bound state which could in turn decay into such a four-quark state.¹⁴ This state could be a 0^+ state which decays via two-gluon emission. Because of helicity arguments, the two gluons would decay preferentially to charm. It is also interesting to note that Ono, Sanda, and Törnqvist can explain the mass splittings between the $\Upsilon(3S)$, $\Upsilon(4S)$, and $\Upsilon(5S)$ and the total e^+e^- cross section above the $\Upsilon(4S)$ by postulating that the $\Upsilon(4S)$ has a mixture of pure $b\bar{b}$ and $b\bar{b}g$ hybrid state in the wave function.¹⁵ The $b\bar{b}g$ part cannot decay into $B\bar{B}$.¹⁶

None of these predictions is quantitative and we still need to determine the decay mechanism. Whatever process is responsible for producing ψ 's on the $\Upsilon(4S)$, it is different from that on the $\Upsilon(1S)$. The width⁷ on the $\Upsilon(1S)$ is 50 eV while on the $\Upsilon(4S)$ it is in excess of 50

keV.¹

We gratefully acknowledge the efforts of the CESR machine group who made this work possible. This work was supported by the National Science Foundation and the U.S. Department of Energy under Contracts No. DE-AC02-{76ER01428, 76ER03064, 76ER01545, 78ER05011, 83ER40105} and No. FG05-86-ER40272. For support, R.K. thanks the Outstanding Junior Investigator program of the DOE, R.P. thanks the A. P. Sloan Foundation, and P.S.D. thanks the Presidential Young Investigator program of the NSF. The supercomputing resources of the Cornell Theory Center were used in this research.

¹Particle Data Group, G. P. Yost *et al.*, Phys. Lett. B **204**, 29 (1988).

²Y. Zhu, Caltech Report No. CALT-68-1513, 1988.

³C. Bebek *et al.*, Phys. Rev. D **36**, 1289 (1987).

⁴P. Haas *et al.*, Phys. Rev. Lett. **55**, 1248 (1985); H. Albrecht *et al.*, Phys. Lett. **162B**, 395 (1985).

⁵D. Andrews *et al.*, Nucl. Instrum. Methods **211**, 47 (1983).

⁶S. Behrends *et al.*, Phys. Rev. D **31**, 2161 (1985).

⁷R. Fulton *et al.*, Phys. Lett. B **224**, 445 (1989).

⁸J. H. Kuhn and H. Schneider, Z. Phys. C **11**, 263 (1981).

⁹G. C. Fox and S. Wolfram, Phys. Rev. Lett. **41**, 1581 (1978).

¹⁰We have modeled the R_2 distribution of continuum ψ production from the cranked-shell model of Ref. 8. We find it to be similar to the shape of the continuum dilepton events.

¹¹To estimate this probability we used the "t" test formula from R. A. Fisher, *Statistical Methods for Research Workers* (Oliver and Boyd, London, 1958), 13th ed., p. 122.

¹²A similar analysis using the data for $x > 0.48$ for all three samples gives a similar result.

¹³H. J. Lipkin, Phys. Lett. B **179**, 278 (1986).

¹⁴W. J. Marciano (private communication).

¹⁵S. Ono, A. I. Sanda, and N. A. Törnqvist, Phys. Rev. D **34**, 186 (1986).

¹⁶A. Le Yaouanc *et al.*, Z. Phys. C **28**, 309 (1985).