

FOOT AND HINDLIMB MORPHOLOGY, SOFT TISSUES, AND TRACEMAKING
BEHAVIORS OF EARLY CRETACEOUS BIRDS FROM CHINA AND THE REPUBLIC OF
KOREA WITH A COMPARISON TO MODERN AVIAN MORPHOLOGY AND BEHAVIOR

BY

[©2014]

AMANDA RENEE FALK

Submitted to the graduate degree program in Geology and the Graduate Faculty of the University
of Kansas in partial fulfillment of the requirements for the degree of Doctor of Philosophy.

Co-Chair Stephen T. Hasiotis

Co-Chair David A. Burnham

Paul Selden

J. Fredrick Devlin

David E. Alexander

Date Defended: 04/03/2014

The Dissertation Committee for AMANDA RENEE FALK
certifies that this is the approved version of the following dissertation:

FOOT AND HINDLIMB MORPHOLOGY, SOFT TISSUES, AND TRACEMAKING
BEHAVIORS OF EARLY CRETACEOUS BIRDS FROM CHINA AND THE REPUBLIC OF
KOREA WITH A COMPARISON TO MODERN AVIAN MORPHOLOGY AND BEHAVIOR

Co-Chairperson: Stephen T. Hasiotis

Co-Chairperson: David A. Burnham

Date approved: 04/03/2014

ABSTRACT

The avifauna of the Early Cretaceous is composed of a unique combination of primitive and derived forms. Primitive birds with long tails are found preserved in the same strata as modern-type ornithurine birds, the primitive, beaked confuciusornithids, a unique side branch of Aves, and the diverse but extinct enantiornithines. There have been few studies on the trace fossils they produce, detailed reconstruction of soft tissues, or the morphology of their feet and hindlimbs. Furthermore, there are few studies of modern bird feet and hindlimbs for comparison. This dissertation examines bird tracks from the Lower Cretaceous Haman Formation of the Republic of Korea, avian body fossils from the Lower Cretaceous Jehol Group in northeastern China, and the feet and hindlimbs of modern birds for comparison with Early Cretaceous avian fossils. Also studied are the effects of sediment grain size and media water content on the production of traces (i.e., track morphology and bird behavior) by the domestic chicken (*Gallus gallus*) and Mourning Doves (*Zenaidura macroura*).

Early Cretaceous ornithurine avian behavior was already strikingly advanced and included multiple types of feeding behaviors identical to those performed by modern birds. The ichnodiversity of ornithurines was much higher than the body fossil record suggests. Retrodicting what types of tracks certain types of fossil birds would have produced is possible due to a nonsignificant difference ($p\text{-value} > 0.05$) between the soft-tissue toe length and the osteological toe length in birds. Toe width is significantly different, however, neoichnological experiments show that toe width is strongly influenced by media consistency and, therefore, is not a reliable measurement in avian ichnology. The hindlimb of birds has clearly shifted through time with function, as the femur contributed less to hindlimb motion. Under laser fluorescence, *Confuciusornis* is shown to have possessed soft tissues identical to modern birds, and the

primary and secondary feather morphology is much rounder than previously interpreted.

Neoichnological studies further support the early evolution of modern avian behavior and erect quantification criteria for modern and ancient bird behaviors. This dissertation represents important progress in our understanding of how avian foot morphology and behavior has evolved through time.

ACKNOWLEDGEMENTS

I came to KU to work with Dr. Larry Martin. Without his dedication, support, and encouragement, I could not have gone to Korea, or China, or done anything that lies within this dissertation. Larry is the reason I started to work with bird tracks, the driving force behind my interest in *Confuciusornis*, and the source of my knowledge of vertebrate anatomy. He was a mentor, and a friend. He was always someone I could come to with any problem, scientific or otherwise, and he would help me decide on a solution. He was a constant source of ideas, not only in science, but in languages, and writing. My goal was to help him unravel the mysteries of early birds, and while I've raised more questions than I've answered, I can't help but think that he might have appreciated that. This dissertation is dedicated to him; I have been, and will always be, proud to be a student of Larry Martin.

This dissertation would not have been possible without the help of many people. Jong-Deock Lim, the staff of the National Heritage Museum of Daejeon, Republic of Korea, and Soo-Hyun Kim helped me with research, logistics, and living in Korea. The research I performed in Korea was sponsored by the Korean government (grant number NRICH-1105-A21F from the National Research Institute of Cultural Heritage [Korean Geodiversity and Fossil Site Research]) Hodgie Brooks and the staff at KU Study Abroad were immensely helpful with Fulbright and China logistics, and helped me apply for and travel to China on a Fulbright student grant. Janet Upton, Yingnan Ji, Jonathon Akeley, and Nathan Keltner were a huge source of support and encouragement throughout my Fulbright grant, along with my fellow 2011-2012 Fulbrighters. I could not have performed any of this research without the aid of Professor Enpu Gong and Hongying Yang of Northeastern University, and their graduate students, Zhang liaoshi, Yang laoshi, and Chen Xiaohong. Dongyu Hu, Jianjun Li, Ruihui Li, Zhonghe Zhou and his students

and staff at the Institute of Vertebrate Paleontology and Paleoanthropology in Beijing also provided access to specimens and immeasurable amounts of aid during my visits to China. Mr. Xiaoting Zheng was extremely kind enough to allow me free access to the *Confuciusornis* specimens at the Tianyu Museum of Nature and Science in Pingyi, Shandong Province, and he and his staff were immensely welcoming and helpful. At home, Mark Robbins of KU Ornithology helped me by granting me access any time to KU specimens. Bob Timm and Barb Clausen graciously granted me access their chickens to perform neoichnological experiments on their farm. Desui Miao of KU Vertebrate Paleontology helped me with logistics for China, and offered plenty of support during my travels there. Tom Kaye of the Burke Museum showed me the laser fluorescence technique, which he invented and developed. Janet Hinshaw of the University of Michigan Natural History Museum's Ornithology Division was kind enough to grant me access to the ornithology collections on multiple occasions, often with short notice.

The Geology department has supported me both financially and emotionally. I am grateful to the department for providing me with a teaching assistantships for three years, and for allowing me to help forge a new position of Lead TA for Geology 103. I am grateful to Paul Selden for allowing me to TA Paleontology Lab, and to Jen Roberts and Kelsey Biting for entrusting me with 103. I am supremely grateful to Blair Schneider, for her help and support with 103, and many other things. I am also eternally grateful to the department staff, Carli Alfens, Yolanda Balderas, Liz Gravatt, and Gwethalyn Williams for their help and support. The department chair, Luis González, has offered an enormous amount of support and encouragement throughout the last few years, especially after Larry's passing.

Countless people have helped me and supported me through this dissertation. Adam Jackson, James Golab, Josh Schmerge, Matt Jones, Sarah Wildermuth, Wade Jones, and all the

members of the IBGS research group have listened to my complaints and helped me with rough drafts. Pete Schilling, a man brave enough and crazy enough to save the feet of the ducks he hunted so that I might gain more information, offered his help and occasional advice. Julie Retrum helped me both with teaching, and with dealing with the sudden loss of my advisor. Curtis Congreve, Erin Saup, Cori Myers, and Wes Gapp were always willing to listen and offer advice on research and life in general. James Lamsdell was kind enough to watch the cat while I was in China, and provided crucial aid with statistical analyses. Richard Bramlette always listened to me complain, and had helpful advice—he's also a handy man at putting together IKEA furniture. Liz and Carl Myers were always willing to let me visit and bounce ideas off of them, and Liz was kind enough to draw the reconstructions of *Confuciusornis*. Robert Depalma and Molly Long have been excellent office mates, willing to put up with just about anything. My committee has always supported me, and I would like to thank Steve for his countless hours of effort in editing the monster that is this dissertation, David Burnham for stepping in to fill the co-chair position and offering advice and insight that I could not do without, Paul Selden for his quiet support and encouragement, Rick Devlin for making certain that ideas and concepts were explained clearly and concisely, and David Alexander for many conversations and ideas about *Confuciusornis*. I would also like to thank my family, who have never faltered in their support of me and my education and research. I would not be where I am today if it were not for my family, and my best friends and former roommates, Katherine Zielinski, Nicole Sharkey, and Stefanie Nickerson. None of this would have been possible without their support.

TABLE OF CONTENTS

| | |
|---|-----|
| <i>Introduction</i> | 1 |
| <i>Chapter 1: A behavioral analysis of fossil bird tracks from the Haman Formation (Republic of Korea) shows a nearly modern avian ecosystem</i> | 24 |
| Introduction | 25 |
| Material and Methods | 28 |
| Geologic Setting | 39 |
| Results | 41 |
| Discussion | 54 |
| Conclusions | 77 |
| <i>Chapter 2: A morphometric approach to using bones as a proxy for tracks: Is retrodicting avian tracemaker morphology possible?</i> | 86 |
| Introduction | 87 |
| Background | 88 |
| Materials and Methods | 89 |
| Results | 91 |
| Discussion | 112 |
| Conclusions | 124 |
| References | 125 |
| <i>Chapter 3: An in-depth analysis of the feet of birds from the Jehol Biota: Bones reflecting trophic specializations and evolutionary patterns</i> | 130 |
| Introduction | 131 |
| Institutional Abbreviations | 133 |
| Materials and Methods | 133 |
| Results | 137 |
| Discussion | 160 |
| Conclusions | 172 |
| References | 173 |
| <i>Chapter 4: The plumage and soft tissues of Confuciusornis</i> | 177 |
| Introduction | 178 |
| Geologic Setting and Taphonomy | 183 |
| Institutional Abbreviations | 185 |
| Materials and Methods | 185 |
| Results | 191 |
| Discussion | 209 |
| Conclusions | 233 |
| References | 235 |
| <i>Chapter 5: A new experimental setup for studying avian neoichnology and the effects of grain size and moisture content on Domestic Chicken (Gallus gallus) tracks</i> | 242 |
| Introduction | 243 |

| | |
|-----------------------|-----|
| Materials and Methods | 247 |
| Results | 251 |
| Discussion | 298 |
| Conclusions | 312 |
| References | 314 |
| <i>Conclusions</i> | 319 |
| <i>References</i> | 328 |

INTRODUCTION

The study of avian fossils encompasses a large field, from body fossils—especially those of the Lower Cretaceous Jehol Group in northeastern China—to trace fossils (tracks, trackways, feeding traces, and associated nonfeeding traces). Comprehensive overviews of both of these types of evidence have been performed separately by experts in avian paleontology (e.g., Zhou and Zhang, 2007; Li et al., 2010; Zhou and Wang, 2010; Lockley and Harris, 2010). The areas of study of avian fossil evidence have remained largely disparate from each other. With respect to modern birds, only a handful of studies have examined behavior through trace production (e.g., Cadhee, 1990), and fewer still have compared modern traces directly to fossil traces (e.g., Genise et al., 2009). Furthermore, studies that directly compare modern and ancient avian foot morphology to tracks have not been performed. The purpose of this dissertation is to: 1) perform behavioral analyses on fossil bird tracks from Lower Cretaceous rocks; 2) correlate osteology with soft tissue of modern bird feet to establish criteria for retrodicting soft tissue morphology in avian fossils; 3) examine the hind limb morphologies of fossil and modern birds to record differences through time and reconstruct life habitat; 4) reconstruct soft tissue and life habitat of the fossil bird *Confuciusornis*; and 5) observe and quantify behaviors and trace morphologies produced by domestic chickens (*Gallus gallus*) in various media. These five goals will lay a foundation from which further study into this relatively open area of avian paleontology can occur.

This study covers both modern and fossil birds. Modern ornithological material from the University of Kansas Ornithology Collections and the University of Ornithology Collections were used. Modern birds were observed in controlled and uncontrolled outdoor environments in Lawrence, Kansas, and Milan, Michigan, USA. Avian body fossil material used in this study is from China—specifically the Liaoning and Gansu provinces—and trace fossil material is from

China and the Republic of Korea. The geological formations that yielded fossils are the Lower Cretaceous Jehol Group and the Lower Cretaceous Xiaogou Formation from China, and the Lower Cretaceous Haman Formation of Korea.

The Lower Cretaceous Jehol Group is a series of fluvial and lacustrine volcanic and volcanoclastic deposits, with some lacustrine limestone (Jiang and Sha, 2006). These lacustrine deposits formed in lake basins that formed from drop-down blocks during faulting (Wang et al., 2009). Whether the sediments were deposited in one single large lake basin or several small basins has not been agreed upon. The Jehol Group is comprised of the Yixian, Jiufotang, and the Fuxin formations (Jiang and Sha, 2006). The Jehol Biota—the exceptionally preserved vertebrate and invertebrate fossils found in the Jehol Group—come from the Yixian and Jiufotang Formation (Chang et al., 2009). Originally, the Jehol Group was identified as Late Jurassic in age (Chen, 2003), however, more recent studies using high-precision Ar⁴⁰/Ar³⁹ radiometric dating suggest an age of 129.7 mya at the base of the Yixian Formation, and 122.1 mya for the base of the Jiufotang Formation, placing these formations in the Barremian–Aptian ages of the Lower Cretaceous (Chang et al., 2009).

The Lower Cretaceous Haman Formation has been interpreted as a series of fluvial deposits consisting of mainly purplish mudstones and beds of fine- to medium-grained sandstone, often with mud drapes (Choi, 1986). The Haman Formation is known for trace fossils—no body fossils are known from the Haman Formation (Lee, 2003). It is part of the Hayang Group within the large Early to Late Cretaceous Gyeongsang basin, a large down-drop transitional (forearc to intra-arc) basin (Lee and Lee, 2000). The Haman Formation has been interpreted as Aptian–Albian (“late-middle” Cretaceous) based on palynology studies (Kimura, 2000). The Hayang Group itself contains numerous volcanic beds, although none have been strictly assigned to the

Haman Formation. The Kusandong Tuff (and, therefore, the near synchronous Haman Andesite) appears to overlie or incise into the Haman Formation and likely represents a large lahar deposit (Chang et al., 2003). The Kusandong Tuff has been dated to ~113.6 mya using U-Pb dating, and paleomagnetic studies support a late Aptian age (Chang, et al., 2003).

The very first named avian ichnogenus is *Ignotornis mcconnellii*, from the Cretaceous Dakota Formation of Colorado (Mehl, 1931). This tracksite had many tracks and well-preserved trackways; recently, even more have been discovered in the same area (Lockley et al. 2009). The second named ichnogenus is from the Lower Cretaceous Haman Formation in South Korea, *Koreanaornis* (Kim, 1969). This paper, however, was largely ignored and is still very obscure today. The third named ichnogenus is *Aquatilavipes* from the Lower Cretaceous Gething Formation of Canada (Currie, 1981). Since that time, the study and classification of fossil bird tracks has intensified (for a summary see Lockley and Harris, 2010).

Within the past twenty years there has been a phenomenal increase in the number of avian tracks discovered—especially those from Mesozoic strata. The majority of these tracks have been found in East Asia (Lockley et al., 1992, 2006a, 2006b; Lim et al., 2000, 2002; Azuma et al., 2002; Li et al., 2002; Li et al. 2005; Kim et al., 2006; Matsukawa et al., 2006; Li et al., 2009; Xing et al., 2011). There have also been significant discoveries within North and South America as well (e.g., Coria et al., 2002; Anfinson et al., 2009; Lockley et al., 2009; Fiorillo et al., 2011).

There has been a significant divide between researchers of Cenozoic and Mesozoic avian tracks. Cenozoic avian track research developed mainly in Europe, whereas research on Mesozoic avian tracks developed mainly in North America (Lockley and Harris, 2010). As such, there is still a significant divide within the discipline of avian ichnology; for example there is

little to no overlap between Mesozoic and Cenozoic ichnogenera. There is also a significant divide between those who study modern birds—ornithologists—and ichnologists who study fossil bird tracks, which has resulted in a relative dearth of papers on modern bird tracks. Only a handful of examples have been published on modern bird tracks (Swennen and van der Baan, 1959; Cadhee, 1990; Genise et al., 2009; Melchor et al., 2012), and only one provides data alongside images of the tracks and trackways (Melchor et al., 2012). The majority of information on modern bird tracks is found in track identification field guides (e.g., Elbroch and Marks, 2001; Brown et al., 2003). This leads to the assumption that avian behavior can only be accurately assessed through direct observation and, therefore, fossil avian behavior is more difficult to ascertain. In fact, many modern avian traces are found long after the bird has produced them, and the tracemaker and tracemaking behavior must be retrodicted from no more information than would be found preserved in a fossil tracksite.

The concept of connecting a tracemaker to a trace has not been a core concept in most of ichnology (Bromley, 1996; Ekdale et al., 1984). One organism can leave multiple types of traces, or multiple organisms can leave similar-looking traces, which may prevent accurate identification of a tracemaker (Ekdale, 1984). The process for naming trace fossils also prohibits naming a trace fossil after its supposed producer, and the identity of the producer of the trace fossil should not enter into the erection of a new ichnotaxon (Bertling et al., 2006). Tracemakers have only been firmly established as trace producers in the rare instance when they have been discovered inside or at the end of the trace they have produced, such as in Solnhofen horseshoe crabs (Lomax and Racay, 2012), crayfish inside their burrows (Hasiotis and Mitchell, 1993), and *Palaeocastor* beavers inside of the burrow *Daemonelix* (Martin and Bennet, 1977). Reconstruction of tetrapod feet with the intent of retrodicting traces produced, however, has

generally been restricted to extending the line of each bony toe to account for soft tissue (e.g., Falkingham et al., 2011) or overlaying the articulated foot of a supposed tracemaker over the track produced (e.g., Xing et al., 2009). Some criteria for comparing a tracemaker to a trace have been established (e.g., Fortey and Seilacher, 1997). These criteria include: 1) close association in the field; 2) concurrent stratigraphic range; 3) minimal choice of available potential tracemakers; and 4) consistent biogeographic ranges (Fortey and Seilacher, 1997). Others (e.g., Hasiotis, 2004, 2008) compare potential tracemakers to traces regardless of stratigraphic range, and also use modern organisms and their traces as to interpret fossil tracemakers. Only one study attempts to relate the foot of a fossil bird to tracks found in the same formation. Li et al. (2011) compared the feet of *Cathayornis* to *Tatarornipes* (*Aquatilavipes*) and concluded that *Cathayornis* could not be the tracemaker that produced *Tatarornipes* based on foot morphology.

There are many different types of bird feet and trackways (Fig. 1). The most common type of bird track is anisodactyl, where three toes (2, 3, and 4) point anterior and one toe points posterior (1). Incumbent anisodactyl is an anisodactyl track that has an elevated and reduced or absent hallux. Zygodactyl is a type of foot morphology where two toes point anteriorly (2 and 3) and two toes point posteriorly (1 and 4). Heterodactyl is similar to Zygodactyl foot morphology, where toes 3 and 4 point anteriorly and toes 1 and 2 point posteriorly. Palmate feet have webbing between toes 2, 3, and 4. Totipalmate feet have all four toes bound by webbing. Pamprodactyl feet have all four toes facing anterior. The number of track morphotypes found in the Mesozoic is not as high as the number of foot morphologies in modern birds, however, there are several different morphologies. The majority of Mesozoic bird tracks represent tracks made by aquatic birds or birds that lived in water-margin environments (i.e., *Koreanaornis*, *Hwangsangornipes*), however, *Shandongornipes* represents a unique and important nonwater-margin bird that had a

zygodactyl foot morphotype (Li et al., 2005). Palmate tracks are known from the Early Cretaceous (Lim et al., 2000, Kim et al., 2006, Kim et al., 2012). Semipalmate tracks are present in the Cretaceous (Lockley et al., 2004). Anisodactyl and incumbent anisodactyl tracks are relatively common in the Cretaceous (Kim, 1969; Currie, 1981; Lockley et al., 1992, 2001, 2006; Anfinson et al., 2009). Lower Jurassic tracks from Africa, *Trisauropodiscus*, are strikingly birdlike and may represent Early Jurassic birds (Ellenberger, 1972; Lockley, 1992 and references therein).

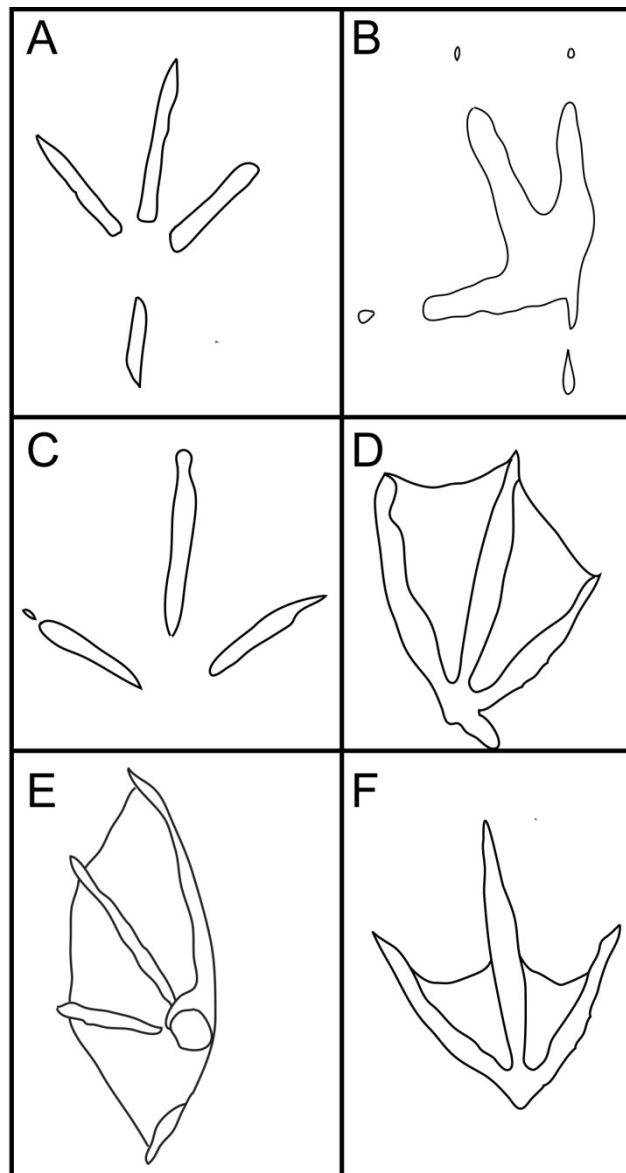


Fig. 1: (Opposite page) Different morphotypes of modern and ancient bird tracks. A.) Anisodactyl. B.) Zygodactyl. C.) Incumbent anisodactyl. D.) Palmate (or webbed). E.) Totipalmate. F.) Semipalmate.




Fig. 2: Photographs of various foot morphologies from the Early Cretaceous birds of China. A.) *Ganus yumenensis* IVPP V 6862 B.) *Confuciusornis sanctus* IVPP V 13156 C.) *Jeholornis prima* IVPP V 13350 D.) *Rapanaxavis* DMNH D 2522 E.) *Daipingfangornis* PMOL-AB00027.

In modern birds, there are no studies relating the morphology of the osteological foot to the morphology of the whole foot covered in soft tissue. Several studies have performed dissections on the foot in order to understand the gross anatomy of the avian hindlimb (e.g., Hudson, 1937; Fisher, 1946; Wilcox, 1952), however, there was no direct comparison to the osteology. There are studies that examine how the soft tissue morphology of the foot changes through time and preservation type in museum specimens, specifically dealing with taxidermied skin specimens (e.g., Greenwood, 1979; Kuczynski et al., 2003; Wilson and McCracken, 2008). There have also been studies examining the difference between specimens preserved in ethanol and formaldehyde, but these have been performed mainly on fish and never on birds (e.g., Kristoffersen and Salvanes, 1998). There have been no studies directly comparing the effect of preservation in ethanol on birds.



Fig. 3: Hindlimb of *Hongshanornis* (IVPP V 14533 B), showing slender hind limb elements and gracile toes.

Establishing a series of criteria and morphological characteristics that link soft tissue morphology to osteology for avian morphotypes is a critical aspect of retrodicting fossil bird soft tissue anatomy, mainly because the known types of fossil birds are highly variable in osteological morphology. The Jehol Group contains 33 genera and 39 species of fossil birds (Zhou and Wang, 2010), and these species show foot morphologies ranging from arboreal to ground-dwelling to aquatic (Fig. 2). *Yanornis* and *Gansus* (the only non-Jehol Lower Cretaceous bird used in this study) both have foot morphologies suggestive of webbed feet, and specimens of *Gansus* have soft tissue preserved between the toes suggestive of webbing (Li et al., 2011). Enantiornithines, including *Dapingfengornis* and *Rapaxavis* have foot morphologies similar to those of modern arboreal birds (Li et al., 2006; Morschhauser et al., 2010). *Jeholornis*, a primitive long-tailed bird, also has arboreal characteristics, but the more advanced characteristics (e.g., proximal phalanx shortening) are not present (Zhou et al., 2003). Ornithurine birds, including *Yanornis* and *Gansus*, have characteristics common to water-margin birds. *Zhongjiangornis* (Zhou et al., 2010) and especially *Hongshangornis* (Zhou and Zhang, 2005) have longer hind limbs. *Hongshangornis* also has very slender hind limbs with very long, gracile toes (Fig. 3). Very primitive birds, including *Sapeornis* and *Confuciusornis* have foot morphologies that do not seem to compare closely to modern morphologies (Fig. 4).




Fig 4: Photograph comparing the foot of A.) *Sapeornis* (IVPP V 13396) and B.) *Confuciusornis* (IVPP V 13156) to C.) a modern perching bird, D.) a modern ground bird, and E.) a modern shorebird.

Confuciusornis is a unique side branch of avian evolution that independently evolved an edentulous beak and endothermy, and has a unique pygostyle (Martin et al., 1998; Zhang et al., 1998; Zhou and Hou, 1998; De Ricqls et al., 2003). *Confuciusornithids* are characterized by a very large deltopectoral crest on the humerus that usually possesses a large foramen (Fig. 5). The function of this foramen is unknown. *Confuciusornis* has a slightly upturned beak, which is unique amongst Mesozoic birds (Hou et al., 1999). The foot of *Confuciusornis* is also interesting, with a robust toe II and more slender toes III and IV—usually toe III is the most robust. Toe III is the longest toe, however, the claw of toe II is larger than the claw of toe III. Some specimens of *Confuciusornis* also have enigmatic, paired tailfeathers. These paired tailfeathers have been suggested as an indicator of sexual dimorphism (Martin et al., 1998). Originally described as

proximally ribbonlike (Chiappe et al., 1999), the morphology of these tailfeathers has been difficult to determine. More recent studies have described them as rachis dominated (e.g., Chuong et al., 2003), or more similar to sheets of broad, undifferentiated barbs (O'Connor et al., 2012).

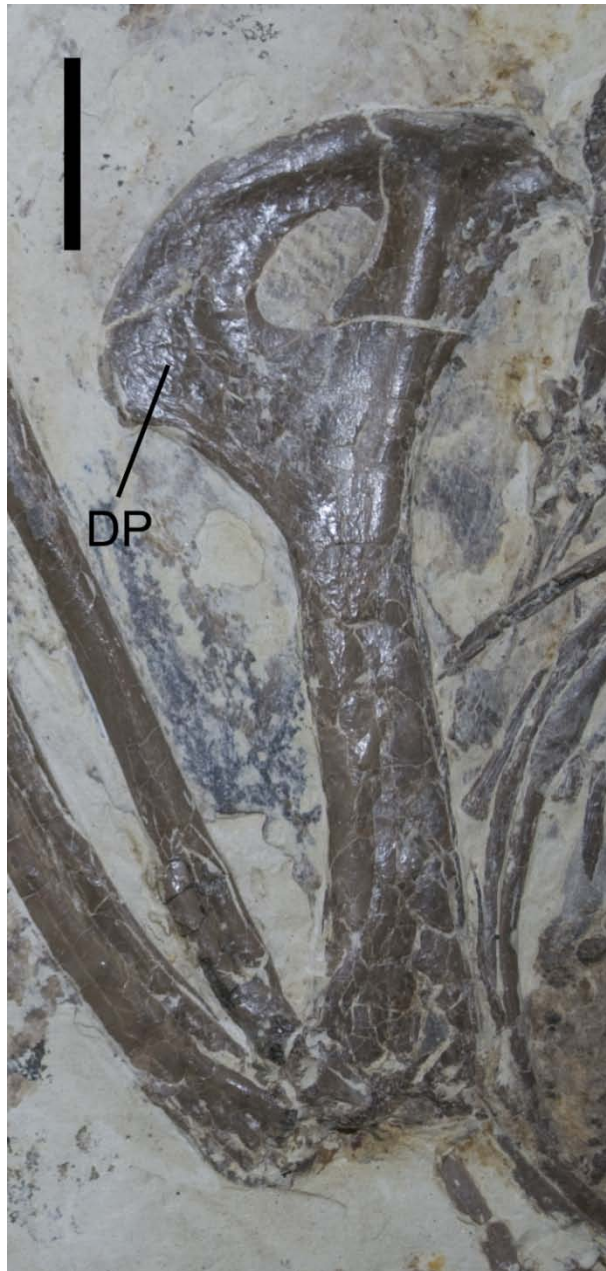


Fig 5: Humerus of *Confuciusornis* (STM13-39) showing the large deltopectoral crest (DP). Scale bar=1 cm.

The flight ability of *Confuciusornis* has been the subject of some debate. *Confuciusornis* was clearly not a soaring bird or particularly a strong flier based on the anatomy. The sternals are fused, and *Confuciusornis* has been reconstructed with a small keel restricted to the posterior area of the sternum (Zhou and Farlow, 2001). *Confuciusornis* does have extremely long primary feathers, and the comparison of the primary feather length to the ulna of *Confuciusornis* compares favorably with such modern fast-flying birds as swallows (Wang et al., 2011). Although previous studies have suggested that the primary feathers rachises of *Confuciusornis* are thin and weak (Nudds and Dyke, 2010), data provided elsewhere (Zheng et al., 2010) and within this dissertation suggest that they are actually strong and robust, easily comparable with modern birds (Fig. 6).




Fig. 6: Photograph of a *Confuciusornis* (IVPP V 13156) wing, with arrows pointing to primary feather rachises.

Scale bar=5 mm.

The birds of the Jehol Group are primarily biased towards arboreal birds, with 12 genera of primitive (i.e., nonornithurine, nonenantiornithine) birds, 15 genera of enantiornithines, and 9 genera of ornithurine birds as of 2010 (Zhou and Wang, 2010). The number of enantiornithine birds has increased since then. The avian track record, however, is largely biased towards water-margin, ground-dwelling birds, which are primarily, if not entirely, ornithurine birds. This dichotomy, combined with the tendency to discover tracksites where there are no body fossils, and body fossils where there are no trace fossils, illustrates the use of trace fossils as hidden biodiversity (Hasiotis, 2004, 2007, 2008). The diversity of ornithurine birds was high, perhaps as high as the diversity of enantiornithines, based on such tracksites as the Geyongsamnado Institute of Science Education in Jinju, Republic of Korea. When discussing the diversity of Early Cretaceous birds, a complete picture of both tracksites and body-fossil localities should be used, thereby requiring a collaboration between avian paleontologists and avian ichnologists.

Creating a fundamental synthesis between avian paleontology and avian ichnology, and the study of fossil birds and the study of modern birds is a critical step in the study of ornithology. The number of studies cataloguing and quantifying modern bird tracks and traces has, thus far, been minimal. In order to fully understand the production of traces—i.e., behavior and media consistency—we must observe and record modern birds producing traces. After quantifying modern behaviors, these measurements can then be applied to fossil tracks and trackways.

REFERENCES

- ANFINSON, O.A., LOCKLEY, M.G., KIM, S.H., KIM, K.S., KIM, J.Y., 2009, First report of the small bird track *Koreanaornis* from the Cretaceous of North American: implications for avian ichnotaxonomy and paleoecology: *Cretaceous Research*, v. 30, p. 885-894.
- AZUMA, Y., ARAKAWA, Y., TOMIDA, Y., AND CURRIE, P. J., 2002, Early Cretaceous bird tracks from the Tetori Group, Fukui Prefecture, Japan: *Memoir of the Fukui Prefectural Dinosaur Museum*, v. 1, p. 1-6.
- BERTLING, M., BRADY, S. J., BROMLEY, R. G., DEMATHIEU, G. R., GENISE, J., MIKULAS, R., NIELSEN, K. S. S., RINDSBERG, A. K., SCHLIRF, M., AND UCHMAN, A., 2006, Names for trace fossils: a uniform approach: *Lethia*, v. 39, p. 265-286.
- BROMLEY, R. G., 1996, *Trace fossils: Biology, taphonomy, and applications (Second Edition)*: Taylor and Francis, New York, New York, 361 p.
- BROWN, R., FERGUSON, J., LAWRENCE, M., AND LEES, D., 2003, *Tracks & Signs of the birds of Britain and Europe (Second Edition)*: Christopher Helm, London, 333 p.
- CADHEE, G. C., 1990, Feeding traces and bioturbation by birds on a tidal flat, Dutch Wadden Sea: *Ichnos*, v. 1(1), p. 23-30.
- CHANG, K.-H., SUKUKI, K., PARK, S.-O., ISHIDA, K., AND UNO, K., 2003, Recent advances in the Cretaceous stratigraphy of Korea: *Journal of Asian Earth Sciences*, v. 21, p. 937-948.
- CHANG, S.-C., ZHANG, H., RENNE, P. R., AND FANG, Y., 2009, High-precision $^{40}\text{Ar}/^{39}\text{Ar}$ age for the Jehol Biota: *Palaeogeography, Palaeoclimatology, Palaeoecology*, v. 280, p. 94-104.
- CHEN, P.-J., 2003, Jurassic biostratigraphy of China in Zhang, W.-T., Chen, P.-J., and Palmer, A. R., eds: *Biostratigraphy of China*, Beijing: Science Press, pp. 423-463.

- CHIAPPE, L. M., JI, S. A., JI, Q., AND NORELL, M. A., 1999, Anatomy and systematics of the Confuciusornithidae (Theropoda: Aves) from the late Mesozoic of northeastern China: Bulletin of the American Museum of Natural History, v. 242, 89 p.
- CHOI, H.I., 1986, Sedimentation and evolution of the Cretaceous Gyeongsang Basin, southeastern Korea: Journal of the Geological Society, London, v. 143, p. 26-40.
- CHUONG, C.-M., WU, P., ZHANG, F.-C., XU, X., YU, M., WIDELITZ, R. B., JIANG, T.-X., HOU, L., 2003, Adaptation to the sky: defining the feather with integument fossils from Mesozoic China and experimental evidence from molecular laboratories: Journal of Experimental Zoology, v. 298B, p. 42-56.
- CORIA, R. A., CURRIE, P. J., EBERTH, D., AND GARRIDO, A., 2002, Bird footprints from the Anacleto Formation (Late Cretaceous) in Neuquén Province, Argentina: Ameghiniana, v. 39(4), p. 1-11.
- CURRIE, P. J., 1981, Bird footprints from the Gething Formation (Aptian, Lower Cretaceous) of northeastern British Columbia, Canada: Journal of Vertebrate Paleontology, 1(3-4):257-264.
- DE RICQLS, A. J., PADIAN, K., HORNER, J. R., LAMM, E.-T., AND MYHRVOLD, N., 2003, Osteohistology of *Confuciusornis sanctus* (Theropoda: Aves): Journal of Vertebrate Paleontology, v. 23(2), p. 373-386.
- EKDALE, A.A., BROMLEY, R.G., AND PEMBERTON, S.G., 1984. Ichnology: the use of trace fossils in sedimentology and stratigraphy: SEPM Short Course 15, 1-317.
- ELBROCH, M., AND MARKS, E., 2001, Bird Tracks and Sign: A Guide to North American Species: Stackpole Books, Mechanicsburg, Pennsylvania, 456 p.

- ELLENBERGER, P. 1972 Contribution a la classification des pistes de Verébrés du Trias: les types du Stormberg d'Afrique du Sud. I. *Palaeovertebrata, Memoire Extraordinaire*, Montpellier. 104 pp.
- FALKINGHAM, P. L., BATES, K. T., MARGETTS, L., AND MANNING, P. L., 2011, The 'Goldilocks' effect: preservation bias in vertebrate track assemblages: *Journal of the Royal Society Interface*, v. 8, p. 1142-1154.
- FIORILLO, A.R., HASIOTIS, S.T., KOBAYASHI, Y., 2011, Bird tracks from the Upper Cretaceous Cantwell Formation of Denali National Park, Alaska, USA: a new perspective on ancient northern polar vertebrate biodiversity: *Journal of Systematic Palaeontology*, v. 9(1), p. 33-49.
- FISHER, H. I., 1946, Adaptations and comparative anatomy of the locomotor apparatus of New World Vultures: *American Midland Naturalist*, v. 35(3), p. 545-727.
- FORTEY, R. A, AND SEILACHER, A., 1997, The trace fossil *Cruziana semiplicata* and the trilobite that made it: *Lethaia*, v. 30, p. 105-112.
- GENISE, J.F., MELCHOR, R.N., ARCHANGELSKY, M., BALA, L.O., STRANECK, R., AND DE VALAIS, S., 2009, Application of neoichnological studies to behavioural and taphonomic interpretation of fossil bird-like tracks from lacustrine settings: The Late Triassic-Early Jurassic? Santo Domingo Formation, Argentina: *Palaeogeography, Palaeoclimatology, Palaeoecology*, v. 273, p. 143-161.
- GREENWOOD, J. C., 1979, Post-mortem shrinkage of Dunlin *Calidris alpina* skins: *Bulletin of the British Ornithologists' Club*, v. 99(4), p. 143-145.
- HASIOTIS, S. T., 2004, Reconnaissance of Upper Jurassic Morrison Formation ichnofossils, Rocky Mountain Region, USA: paleoenvironmental, stratigraphic, and paleoclimatic

- significance of terrestrial and freshwater ichnocoenoses: *Sedimentary Geology*, v. 167, p. 177-268.
- HASIOTIS, S. T., 2008, Reply to the Comments by Bromley et al. of the paper "Reconnaissance of Upper Jurassic Morrison Formation ichnofossils, Rocky Mountain Region, USA: paleoenvironmental, stratigraphic, and paleoclimatic significance of terrestrial and freshwater ichnocoenoses" by Stephen T. Hasiotis: *Sedimentary Geology*, v. 208, p. 61-68.
- HASIOTIS, S. T., AND MITCHELL, C. E., 1993, A comparison of crayfish burrow morphologies: Triassic and Holocene fossil, paleo- and neoichnological evidence, and the identification of their burrowing signatures: *Ichnos*, v. 2, p. 291-314.
- HOU, L., MARTIN, L. D., ZHOU, Z., FEDUCCIA, A., AND ZHANG, F., 1999, A diapsid skull in a new species of the primitive bird *Confuciusornis*: *Nature*, v. 399, p. 679-682.
- HUDSON, G. E., LANZILLOTTIE, P. J., AND EDWARDS, G. D., 1959, Muscles of the pelvic limb in Galliform birds: *American Midland Naturalist*, v. 61(1), p. 1-67.
- JIANG, B., AND SHA, J., 2006, Late Mesozoic stratigraphy in western Liaoning, China: A review: *Journal of Asian Earth Science*, v. 28, p. 205-217.
- KIM, B.K., 1969, A study of several sole marks in the Haman Formation: *The Journal of the Geological Society of Korea*, v. 5(4), p. 243-258.
- KIM, J.Y., KIM, S.H., KIM, K.S., LOCKLEY, M.G., 2006, The oldest record of webbed bird and pterosaur tracks from South Korea (Cretaceous Haman Formation, Changseon and Sinsu Islands): More evidence of high avian diversity in East Asia: *Cretaceous Research*, v. 27, p. 56-69.

- KIM J.Y., LOCKLEY, M.G., SEO, S.J., KIM, K.S., KIM, S.H., AND BAEK, K.S., 2012, A paradise of Mesozoic birds: the world's richest and most diverse Cretaceous bird track assemblage from the Early Cretaceous Haman Formation of the Gajin tracksite, Jinju, Korea: *Ichnos*, v. 19, p. 28-42.
- KIMURA, T., 2000, Notes on the two Early Cretaceous floras in South Korea: *Geosciences Journal*, v. 4(1), p. 11-14.
- KRISTOFFERSEN, J. B., AND SALVANES, A. G. V., 1998, Effects of formaldehyde and ethanol preservation on body and otoliths of *Maurolicus muelleri* and *Benthoosema glaciale*: *Sarsia*, v. 82, p. 95-102.
- KUCZYNSKI, L., TRYJANOWSKI, P., ANTCZAK, M., SKORACKI, M., AND HROMADA, M., 2003, Repeatability of measurements and shrinkage after skinning: the case of the Great Grey Shrike *Lanius excubitor*: *Bonner zoologische Beiträge*, v. 51(2/3), p. 127-130.
- LEE, Y.-N., 2003, Dinosaur bones and eggs in South Korea: *Memoir of the Fukui Prefectural Dinosaur Museum*, v. 2, p. 113-121.
- LEE, J. I., AND LEE, Y. I., 2000, Provenance of the Lower Cretaceous Hayang Group, Gyeongsang Basin, southeastern Korea: Implications for continental-arc volcanism: *Journal of Sedimentary Research*, v. 70(1), p. 151-158.
- LI, D., AZUMA, Y., AND ARAKAWA, Y., 2002, A new Mesozoic bird track site from Gansu Province, China: *Memoir of the Fukui Prefectural Dinosaur Museum*, v. 1, p. 92-95.
- LI, J., BAI, Z., WEI, Q., 2011, The Dinosaur Tracks from the Lower Cretaceous of Otog Qi, Inner Mongolia (in Chinese). Geological Publishing House, Beijing, 109 pp. Lomax and Racay, 2012

- LI, L., DUAN, Y., HU, D., WANG, L., CHENG, S., AND HOU, L., 2006, New eoenantiornithid bird from the Early Cretaceous Jiufotang Formation of western Liaoning, China: *Acta Geologica Sinica*, v. 80(1), p. 38-41.
- LI, J., LOCKLEY, M. G., BAI, Z., ZHANG, L., WEI, Q., DING, Y., MATSUKAWA, M., AND HAYASHI, K., 2009, New bird and small theropod tracks from the Lower Cretaceous of Otog Qi, Inner Mongolia, P. R. China: *Memoirs of Beijing Museum of Natural History*, v. 61, p. 51-79.
- LI, R., LOCKLEY, M. G., AND LIU, M., 2005, A new ichnotaxon of fossil bird track from the Early Cretaceous Tianjialou Formation (Barremian-Albian), Shandong Province, China: *Chinese Science Bulletin*, v. 50(11), p. 1149-1154.
- LI, D., SULLIVAN, C., ZHOU, Z., ZHANG, F., 2010, Basal birds from China: a brief review: *Chinese Birds*, v. 1(2), p. 83-96.
- LI, Y., ZHANG, Y. G., ZHOU, Z. H., LI, Z. H., LIU, D., AND WANG, X. L., 2011, New material of *Gansus* and a discussion of its habit (In Chinese, English abstract): *Vertebrata Palasiatica*, v. 49(4), p. 435-445.
- LIM, J.-D., MARTIN, L. D., ZHOU, Z., BAEK, K.-S., YANG, S.-Y., 2002, The significance of Early Cretaceous bird tracks in Zhou, Z. and Zhang, F., eds: *Proceedings of the 5th Symposium of the Society of Avian Paleontology and Evolution*, Beijing Science Press, pp. 157-163.
- LIM, J.-D., ZHOU, Z., MARTIN, L. D., BAEK, K.-S., AND YANG, S.-Y., 2000, The oldest known tracks of web-footed birds from the Early Cretaceous of South Korea: *Naturwissenschaften* v. 87(6), p. 256-259

- LOCKLEY, M.G., AND HARRIS, J., 2010, On the trail of early birds: A review of the fossil footprint record of avian morphological evolution and behavior, in Ulrich, P.K., and Willette, J.H., eds., Trends in Ornithological Research: Nova Publishers, Fargo, North Dakota, p. 1–63.
- LOCKLEY, M.G., YANG, S.Y., MATSUKAWA, M., FLEMING, F., AND LIM, S.K., 1992, The track record of Mesozoic birds: Evidence and implications: Philosophical Transactions of the Royal Society of London, v. 336B, p. 113–134.
- LOCKLEY, M. G., JANKE, P., and THEISEN, L., 2001, First reports of bird and ornithopod trackways from the Lakota Formation (Lower Cretaceous), Black Hills, South Dakota *in* Tanke, D. H. and Carpenter, K., eds, Mesozoic Vertebrate Life: Indiana University Press, Bloomington, p. 443-452.
- LOCKLEY, M. G., NADON, G., AND CURRIE, P. J., 2004, A diverse dinosaur-bird footprint assemblage from the Lance Formation, Upper Cretaceous, Eastern Wyoming: Implications for ichnotaxonomy: Ichnos, v. 11, p. 229-249.
- LOCKLEY, M.G., HOUCK, K., YANG, S.-Y., MATSUKAWA, M., AND LIM, S.-K., 2006a, Dinosaur-dominated footprint assemblages from the Cretaceous Jindong Formation, Hallyo Haesang National Park area, Goseong County, South Korea: Evidence and implications: Cretaceous Research, v. 27 p. 70–101.
- LOCKLEY, M. G., MATSUKAWA, M., OHIRA, H., LI, J., WRIGHT, J., WHITE, D., AND CHEN, P., 2006b, Bird tracks from Liaoning Province, China: New insights into avian evolution during the Jurassic-Cretaceous transition: Cretaceous Research, v. 27, p. 33-43.
- LOCKLEY, M.G., CHIN, K., HOUCK, K., MATSUKAWA, M., AND KUKIHARA, R., 2009, New interpretations of *Ignotornis*, the first-reported Mesozoic avian footprints: Implications

- for the paleoecology and behavior of an enigmatic Cretaceous bird: *Cretaceous Research*, v. 30, p. 1041–1061.
- MARTIN, L. D., AND BENNET, D. K., 1977, The burrows of the Miocene beaver *Palaeocastor*, Western Nebraska, U.S.A.: *Palaeogeography, Palaeoclimatology, Palaeoecology*, v. 22, p. 173-193.
- MARTIN, L. D., ZHOU, Z., HOU, L., AND FEDUCCIA, A., 1998, *Confuciusornis sanctus* compared to *Archaeopteryx lithographica*: *Naturwissenschaften*, v. 85, p. 286-289.
- MATSUKAWA, M., LOCKLEY, M. G., AND LI, J., 2006, Cretaceous terrestrial biotas of East ASia, with special reference to dinosaur-dominated ichnofaunas: towards a synthesis: *Cretaceous Research*, v. 27, p. 3-21.
- MEHL, M.G., 1931, Additions to the vertebrate record of the Dakota Sandstone: *American Journal of Society*, v. 21, p. 441–452.
- MELCHOR, R.N., CARDONATTO, M.C., AND VISCONTI, G., 2012, Palaeoenvironmental and palaeoecological significance of flamingo-like footprints in shallow-lacustrine rocks: An example from the Oligocene–Miocene Vinchina Formation, Argentina: *Palaeogeography, Palaeoclimatology, Palaeoecology*, v. 315-316, p. 181-198.
- MORSCHHAUSER, E. M., VARRICCHIO, D. J., GAO, C., LIU, J., WANG, X., CHENG, X., MENG, Q., 2010, Anatomy of the Early Cretaceous bird *Rapaxavis pani*, a new species from Liaoning Province, China: *Journal of Vertebrate Paleontology*, v. 29(2), p. 545-554.
- NUDDS, R. L., AND DYKE, G. J., 2010, Narrow primary feather rachises in *Confuciusornis* and *Archaeopteryx* suggest poor flight ability: *Science*, v. 328, p. 886-889.

- O'CONNOR, J. K., CHIAPPE, L. M., CHUONG, C.-M., BOTTJER, D. J., AND YOU, H., 2012, Homology and potential cellular and molecular mechanisms for the development of unique feather morphologies in early birds: *Geosciences*, v. 2, p. 157-177.
- SWENNEN, C., AND VAN DER BAAN, G., 1959, Tracking birds on tidal flats and beaches: *British birds*, v. 48, p. 15-18.
- WANG, X., NUDDS, R. L., AND DYKE, G. J., 2011, The primary feather lengths of early birds with respect to avian wing shape evolution: *Journal of Evolutionary Biology*, v. 24, p. 1226-1231.
- WANG, C., HUANG, Y., AND ZHAO, X., 2009, Unlocking a Cretaceous geologic and geophysical puzzle: Scientific drilling of Songliao Basin in northeast China: *The Leading Edge*, March, 2009, p. 340-344.
- WILCOX, H. H., 1952, The pelvic musculature of the loon, *Gavia immer*: *American Midland Naturalist*, v. 48(3), p. 513-573.
- WILSON, R. E., AND MCCrackEN, K. G., 2008, Specimen shrinkage in Cinnamon Teal: *The Wilson Journal of Ornithology*, v. 120(2), p. 390-392.
- XING, L.-D., HARRIS, J. D., FENG, X.-Y. AND ZHANG, Z.-J., 2009, Theropod (Dinosauria: Saurischia) tracks from Lower Cretaceous Yixian Formation at Sihetun village, Liaoning Province, China, and possible track makers: *Geological Bulletin of China*, v. 28(6), p. 705-712.
- XING, L.D., HARRIS, J.D., JIA, C.K., LUO, Z.J., WANG, S.N., AND AN, J.F., 2011, Early Cretaceous bird-dominated and dinosaur footprint assemblages from the northwestern margin of the Junggar Basin, Xinjiang, China: *Palaeoworld*, v. 20, p. 308-321.

- ZHANG, F., HOU, L., AND LIAN, Q., 1998, Osteological microstructure of *Confuciusornis*: preliminary report: *Vetebrata Palasiatica*, v. 36(2), p. 126-135.
- ZHENG, X., XU, X., ZHOU, Z., MIAO, D., AND ZHANG, F., 2010, Comment on "Narrow primary feather rachises in *Confuciusornis* and *Archaeopteryx* suggest poor flight ability": *Science*, v. 330, p. 320-c.
- ZHOU, Z., AND FARLOW, J., 2001, Flight capability and habits of *Confuciusornis* in Gauthier, J. and Gall, L. F., eds: *New perspectives on the origin and early evolution of birds: proceedings of the International Symposium in honor of John H. Ostrom, February 13-14*, pp. 237-254.
- ZHOU, Z., AND HOU, L., 1998, *Confuciusornis* and the early evolution of birds: *Vertebrata Palasiatica*, v. 36(2), p. 136-146.
- ZHOU, Z., BARNETT, P.M., AND HILTON, J., 2003, An exceptionally preserved Lower Cretaceous ecosystem: *Nature*, v. 421, p. 807-814. Zhou et al., 2010
- ZHOU, Z., AND WANG, Y., 2010, Vertebrate diversity of the Jehol Biota as compared with other lagerstätten: *Science China Earth Sciences*, v. 53(12), p. 1894-1907.
- ZHOU, Z., AND ZHANG, F., 2005, Discovery of an ornithurine bird and its implication for Early Cretaceous avian radiation: *Proceedings of the National Academy of Science*, v. 102(52), p. 18998-19002.
- ZHOU, Z., AND ZHANG, F., 2007, Mesozoic birds of China—a synoptic review: *Frontiers of Biology China*, v. 2(1), p. 1-14.

A BEHAVIORAL ANALYSIS OF FOSSIL BIRD TRACKS FROM THE HAMAN
FORMATION (REPUBLIC OF KOREA) SHOWS A NEARLY MODERN AVIAN
ECOSYSTEM

ABSTRACT

The Lower Cretaceous Haman Formation of the Republic of Korea has yielded several localities with thousands of dinosaur, bird, and pterosaur tracks. One such tracksite is found at the Gyeongsangnamdo Institute of Science Education (GISE) in Jinju, South Korea. More than 1,000 bird tracks are exposed on a single bedding plane, and thousands more are found in smaller float blocks on exhibit around the museum or in storage. The morphologic and behavioral diversity is extremely high; there are more than seven different morphologies described herein, and the behaviors range from feeding—including pecking, probing, predator-prey interactions, and scything traces—to landing and running. Arcuate traces and associated webbed-footed trackways are identical to scything feeding traces produced by the extant Black-Faced Spoonbill (*Palateea minor*). Individual peck and probe marks have also been reported, and clustered probing has been observed. The behaviors at this site are strikingly modern with respect to morphology and diversity, indicating that ornithurine birds had a very modern set of behaviors and anatomy, based on the spoonbill-like trackways. The high morphologic diversity of track morphotypes (at least seven) indicates that Early Cretaceous ornithurine birds were very diverse, in contrast to previous assumptions based on the body fossil record that is dominated by their enantiornithine cousins. There is an urgent need for understanding modern avian behaviors and the traces that they produce to close the growing gap between the methodologies used by avian ichnologists and ornithologists.

INTRODUCTION

The bird tracks of the Lower Cretaceous Haman Formation of the Republic of Korea have been well-studied ichnotaxonomically (Lockley and Harris, 2010; Kim et al., 2012). Recently, Lockley and Harris (2010) noted semicircular or arcuate traces associated with web-footed tracks that look extremely similar to traces left by the modern Black-Faced Spoonbill (*Palateea minor*) (Swennen and Yu, 2005). Falk et al. (2010) reported the first description of feeding traces associated with shorebird-like tracks of *Koreanornis hamanensis*. The purpose of this paper is to describe in detail the morphology, feeding traces, and other behaviors recorded from a single locality of the Haman Formation, near Jinju, Republic of Korea.

Modern birds produce a wide variety of feeding traces. These traces are not limited to environments of sediment deposition (e.g., woodpecker holes in trees); however, a large number can be found in water-margin environments. These behaviors include, but are not limited to: probing, pecking, scything, dabbling, and gaping (Swennen and van der Baan, 1959; Cadhee, 1990; Elbroch and Marks, 2001; Swennen and Yu, 2005; Falk et al., 2010). Each of these behaviors is distinctly different and will leave recognizable traces in the sedimentary record. Scything, for example, involves the back and forth movements of the head perpendicular to the direction of the body, with the bill held open a slight distance (Swennen and Yu, 2004). Roseate Spoonbills (*Ajaja ajaja*) and other spoonbill species have a highly pocketed area at the front of their mandible, which likely represents an electromagnetic or other type of sensory system that allows them to tactile feed in this manner (Swennen and Yu, 2004; ARF personal observation, 2010). When the bill encounters a fish or other prey species, it closes sharply around the prey which is then swallowed whole (Swennen and Yu, 2005). Some birds that scythe without a

spoon-shaped bill, such as the American Avocet (*Recurvirostra americana*), can also use pecking behavior in sandier media (Quammen, 1982).

Dabbling occurs in birds with broad, ducklike bills (Swennen and van der Baan, 1959; Erickson, 1967). While no descriptions of modern dabble traces exist, traces interpreted as such behaviors have been reported from the Eocene Green River Formation in Utah (Erickson, 1967; Yang et al., 1995). These traces have been attributed to *Presbyornis* (Erickson, 1967). Dabble marks were also observed in the Upper Cretaceous Uhangri Formation, at the Uhangri Dinosaur Museum, near Haenam, South Korea.

Pecking and probing behaviors are performed in specific manners and will leave significantly different traces from each other, as well as other feeding behaviors. Probing is performed by inserting the beak into the sediment and withdrawing it without opening the bill (Burton, 1974). The bill may be closed or partially opened. This behavior is not to be confused with gaping in which the closed bill is inserted into the sediment and is opened before it is withdrawn from the sediment (Elbroch and Marks, 2001). Probing behaviors are found across the order Charadriiformes. Pecking is found across many different avian orders, from the Charadriiformes to the Passeriformes (Elbroch and Marks, 2001; Brown et al., 2003). Probing can leave a number of different patterns, including clustered probing, linear probing, and sinusoidal probing (Elbroch and Marks, 2001). Isolated fossil probe marks associated with *Koreanaornis hamanensis* have been described from the Haman Formation (Falk et al., 2010). Purported probe marks have also been described from the upper Eocene Santo Domingo Formation, associated with *Gruipeda dominguensis* in Argentina (Genise et al., 2009; Melchor et al., 2013). No description or data was provided to support the probe mark interpretation, however, and these trace fossils may represent the invertebrate trace fossil *Arenicolites*.

Pecking occurs when the beak is pressed into the sediment and then drawn back towards the body. Pecking is often extremely shallow, unlike probing, which can be a deep trace depending on the length and morphology of the bill (Lane, 1987). Pecking traces have been reported from the Haman Formation (Falk et al., 2010) and have been suggested as part of the "shorebird ichnofacies," as well as a way to identify bird tracks (Doyle et al., 2000; deValais and Melchor, 2008). These subtle traces have rarely been reported from the fossil record, however, due to their small size and likelihood of being interpreted incorrectly as invertebrate trace fossils.

Few papers deal specifically with the behavioral aspect of avian traces, aside from the *Presbyornis* dabble marks (Erikson, 1967). Lim et al. (2000) mentioned feeding behaviors from the Haman Formation in Jinju, Republic of Korea. Lockley et al. (2009) reinterpreted the morphology and behavior of *Ignotornis mconnelli* from the Upper Cretaceous Dakota Formation of Colorado, USA (originally described by Mehl, 1931), and described and interpreted new *Ignotornis* material excavated from that same formation and location. Genise et al. (2009) began to identify and classify some behaviors of modern birds and compare them to their specimens of *Gruipeda dominguensis*. Lockley and Harris (2010) and Kim et al. (2012) briefly discussed some of the behaviors interpreted from the Lower Cretaceous Haman Formation tracksites. Falk et al. (2010) described probe and peck marks in detail from the Haman Formation.

Kim (1969) first described bird tracks from the Haman Formation, and later papers discussed the amount of available material (i.e., Baek and Yang, 1997, in Korean). The current named ichnogenera from the Haman Formation are as follows: *Koreanaornis hamanensis* Kim 1967, *Ignotornis yangi* Kim et al. 2006, *I. gajinensis* Kim et al., 2012, and *Goseongornipes markjonesi* Lockley et al., 2006. *Koreanaornis* is a small, incumbent anisodactyl track that may

or may not have a hallux impression. *Ignotornis yangi* is a large semipalmate track first described from the Haman Formation of Changseong and Sinsu Islands. *Goseongornipes markjonesi* is a track that is smaller than *Ignotornis* and *Hwangsangornipes* (from the Upper Cretaceous Jindong Formation) (Kim et al., 2012) and is assigned to the Ignotornidae. The original description of *G. markjonesi*, however, is from only two relatively poorly preserved tracks from the Jindong Formation (Lockley et al., 2006). A recent paper by Kim et al. (2012) described tracks attributed to *Goseongornipes*, and erected a new ichnospecies *Ignotornis gajinensis*. The Haman Formation presents a unique opportunity to study a whole-ecosystem behavioral pattern of bird tracks, and to draw evolutionary conclusions based on trackway evidence. Though this study discusses several new morphologies and behaviors, there are still many undescribed specimens from the Haman Formation, indicating a very diverse and advanced avian component of a water-margin ecosystem.

MATERIAL AND METHODS

The materials used in this study originate from a single locality over which the Gyeongsangnamdo Institute of Science Education (GISE) is built, in Jinju, Republic of Korea (Fig 1). The majority of specimens are on large rock slabs that were found during excavation of the building's foundation. There are two separate large floor slabs that contain a large number of well-preserved bird and dinosaur (i.e., theropod and sauropod) tracks and trackways. The Exhibit Hall 1 site alone has between 1,500 and 2,000 bird tracks on the floor slab—this does not count the isolated float blocks that are placed around the museum (Kim et al., 2012). Lim et al. (2000) was the first international publication to discuss the GISE tracksite, and mentioned traces of feeding. The majority of tracks studied are housed at this museum; however, a small sample

(KS064, NHC-IC-002a, NHC-IC-003a, NHC-IC-004) is currently housed at the Natural Heritage Center in Daejeon, Republic of Korea.

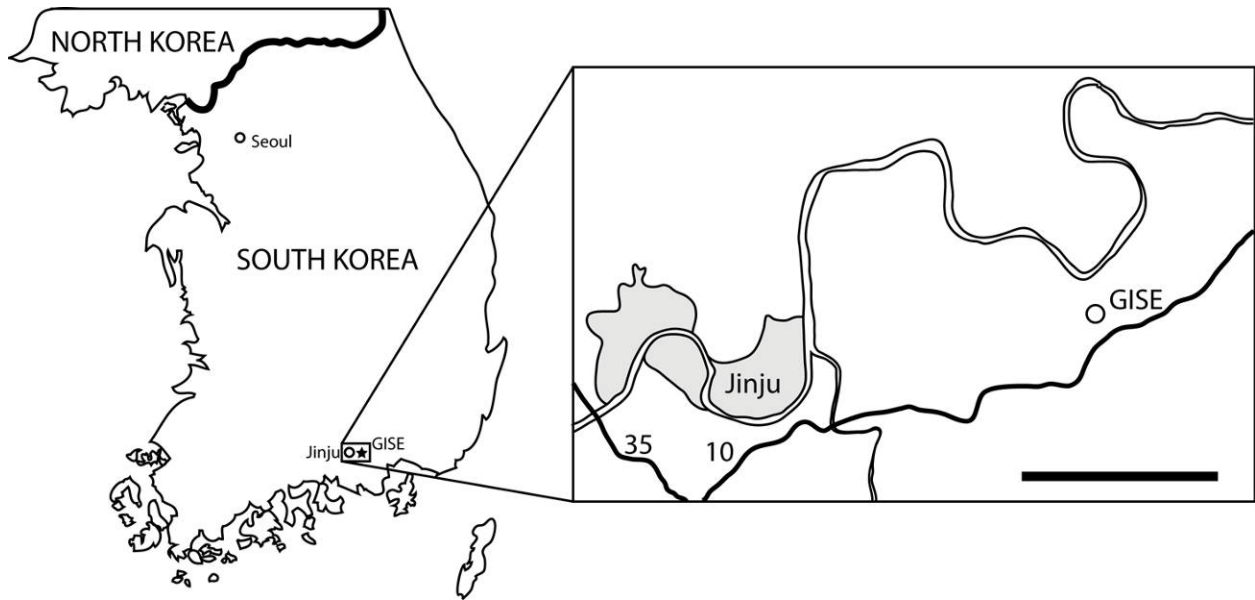
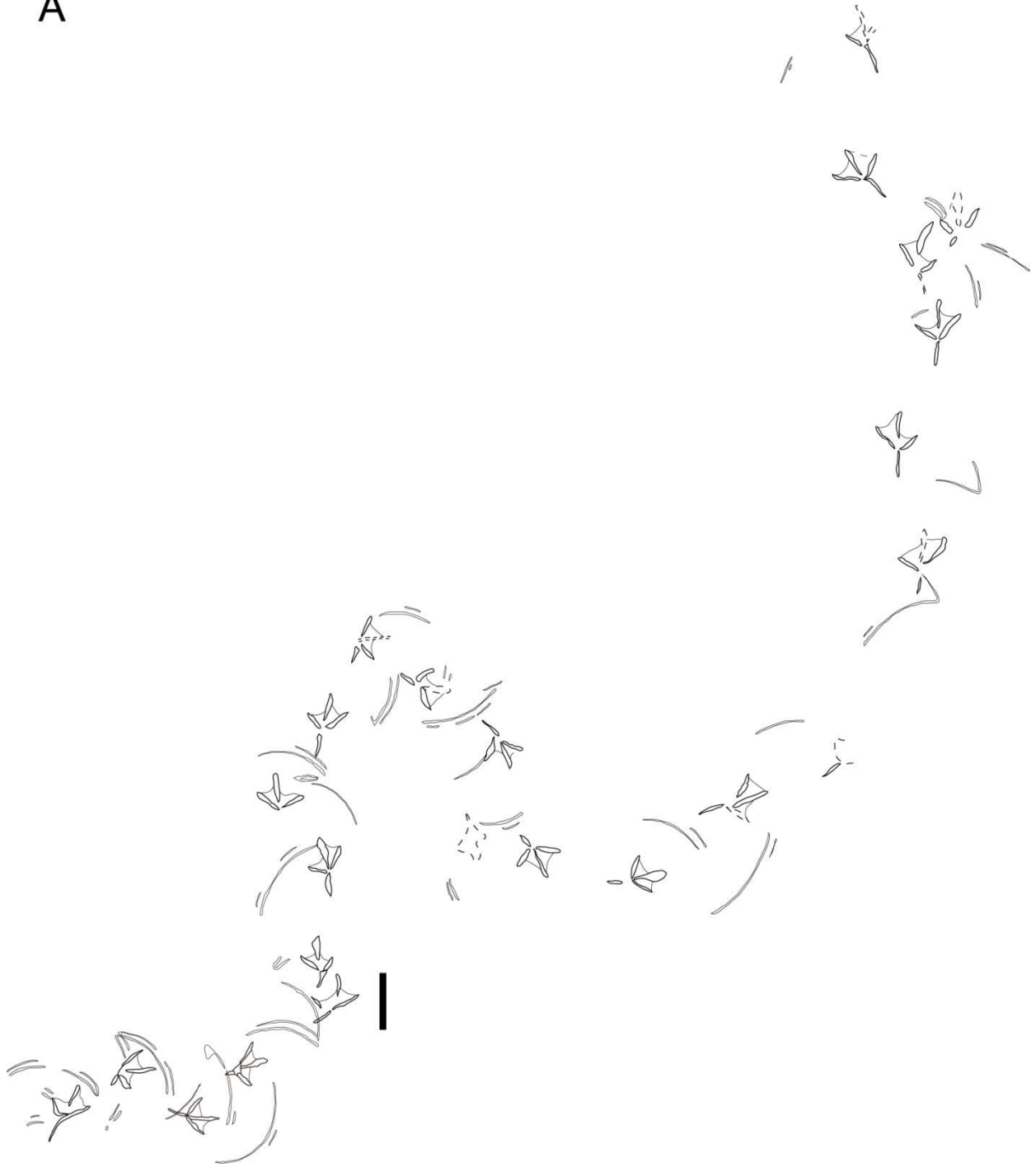


Figure 1: Locality map of the Gyeongsangnamdo Institute of Science Education (GISE) near Jinju, South Korea.

Star represents the locality. Scale bar ~7 km.

These tracks are assigned to *Koreanornis hamanensis*, *Koreanornis sp.*, and *Ignotornis gajinensis*. Tracks belonging to *Goseongornipes* and several unnamed morphotypes are also present. Specimens used in this study are in the Exhibition Hall 1 floor exhibit (EH1), which includes six separate trackways (Fig. 2); Exhibition Hall 2, which includes 3 separate trackways (Fig. 3), KS 049, GS021, GS012, GS018, GS 007, IB41-1, KS064, NHC-IC-002A, NHC-IC-003a, and KS019 (Fig. 4). The EH1, KS049, GS012, GS021, GS018, GS007, and IB41-1 specimens have been assigned to *Ignotornis gajinensis* (Kim et al., 2012). KS064 is assigned to *Koreanornis sp.* (Falk et al., 2010).

A




B



C



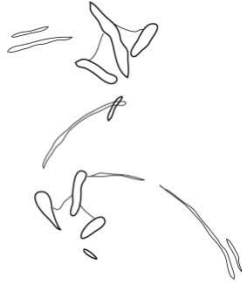

D



E




F



?



G



Previous pages: Figure 2: Line drawings of the webbed-footed trackways and associated arcuate bill traces. Scale bars 8 cm. A-F are from Exhibit Hall 1 (EH1), G is from a storage room in the lower level of the building (IB4-1). A.) EH1 trackway 1. B.) EH1 trackway 2. C.) EH1 trackway 3. D.) EH1 trackway 4. E.) EH1 trackway 5. Black lines indicate cracks in the rock. F.) EH1 trackway 6. This page: G.) Specimen no. IB4-1.

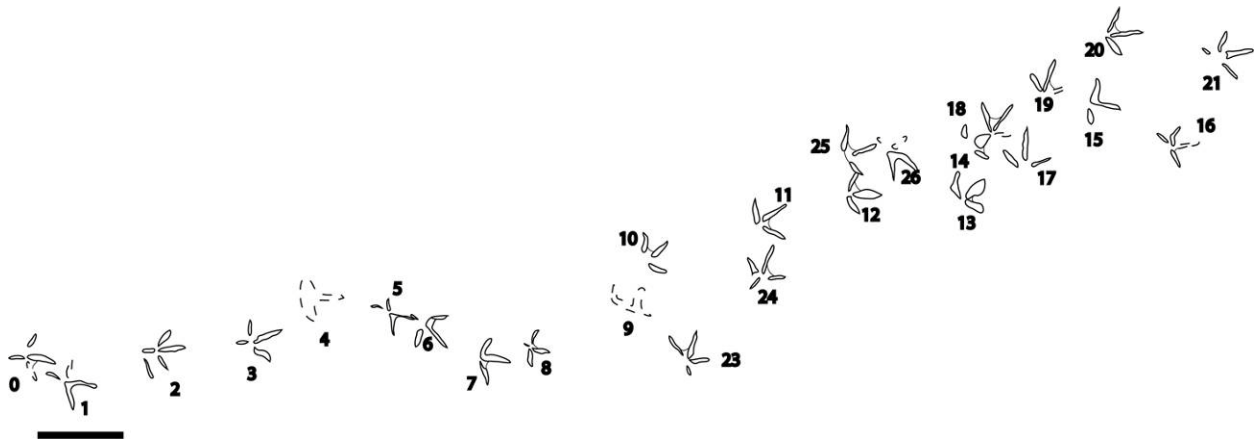


Figure 3: (Opposite page) Numbered line drawing showing *Geoseongornipes* tracks on the floor slab of Exhibit Hall

2. Tracks 0–16, 26 represent trackway 1, 17–22 (track 22 not shown) trackway 2, and 23–25 trackway

3. Scale bar 8cm.




Figure 4: (Opposite page) Plate showing isolated specimens used in this study. A.) GS007. B.) GS021. C.) KS064. D.) KS019. E.) GS0012. F.) KS049. G.) NHC-IC-003a. H.) GS018. I.) NHC-IC-002A (KS0180). J.) NHC-IC-0004 (KS074).

All specimens had the following single-track and multitrack measurements performed: (1) angle of divarication between toes II and III, III and IV and II and IV, (2) length of toes II, III, and IV, (3) width of toes II, III, and IV, (4) foot length, (5) foot width, (6) pace length, (7) stride length, (8) pace width, and (9) angle of divarication from the midline (Fig 5). These measurements were used to both classify the track and to help identify behaviors using quantifiable data.

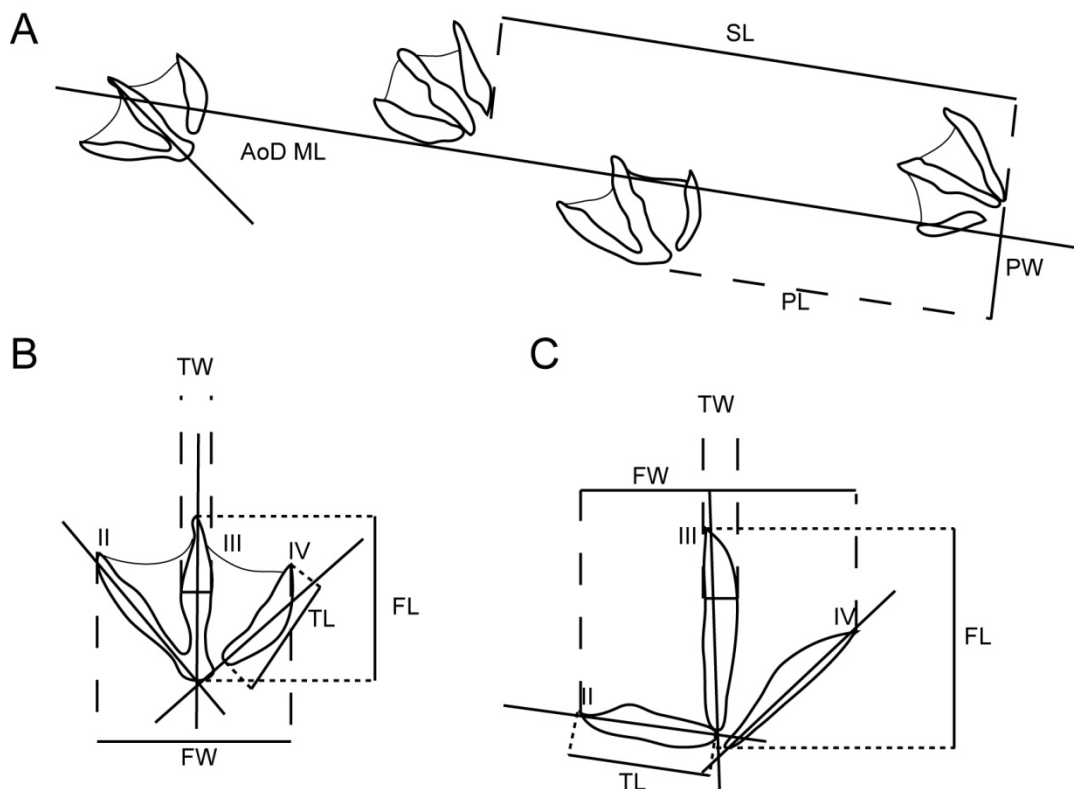


Figure 5: Line drawings representing measurements taken on the tracks. A.) Multi-track measurements performed.

B.) Single-track measurements performed on webbed-footed tracks. Note how the AoD measurement must be modified to adjust for the curvature of the toes. C.) Single-track measurements performed on nonwebbed feet.

AoDML=Angle of Divarication from Midline. SL=Stride length. PL=Pace length. PW=Pace width. FW=Foot width.

FL=Foot length. TL=Toe length. TW=Toe width. II=Toe 2. III=Toe 3. IV=Toe 4.

A total of 324 footprints were measured (See Appendix I and tables therein); 118 of these are currently assigned to *Ignotornis* and are hitherto referred as spoonbill-like traces (Appendix Table 1), 132 are assigned to *Koreanaornis* (Appendix Table 2), 31 are assigned to *Goseongornipes* (Appendix Table 3), and 13 have not been assigned to an ichnogenus due to the small sample size (Appendix Table 4). Several trace fossils associated with these tracks were also measured and are represented in tables alongside the tracks with which they are associated. Overlapping footprints were carefully examined for crosscutting relationships, and overlapping trackways were carefully assessed using track directionality and whether the tracks were left or right foot to assign the correct tracks to the correct trackway.

GEOLOGIC SETTING

The Lower Cretaceous Haman Formation in the Gyeongsang basin has been interpreted as a fluvial system dominated by sheetflood and floodplain deposits, with no perennial channel deposits present (Choi, 1986). Mudcracks are common, indicating subaerial exposure, although no pedogenic features have been described; none were observed at GISE.

The Haman Formation consists primarily of purple mudstone, siltstone, and fine-grained sandstone, commonly interbedded with mud drapes (Choi, 1986). One rock sample with planar beds and rip-up clasts was observed at GISE (Fig 6). The paleoclimate during deposition of the Haman Formation is thought to have been semiarid or arid (Choi, 1986).



Figure 6: Specimen KS051 illustrating rip-up clasts found in the layer beneath the bird tracks. Arrows point to clasts.

The main slab of tracks and trackways discussed herein contains current ripples (Fig 7A) and such invertebrate traces as *Treptichnus*, *Steinichnus*, and cf. *Naktodemasis* (Fig. 7B–F), which are indicative of very shallow-water environments that experience subaerial exposure. Many float blocks associated with the locality also contained current ripples. The main slab is primarily fine-grained, yellow-grey sandstone with thin, dark purple-red silty drapes. Other track-bearing float blocks exhibit similar lithology and coloring.




Figure 7: Ripple marks and invertebrate traces found on EH1. A.) Ripple marks; note bird tracks (chalk arrow). B-F.) Invertebrate traces.

RESULTS

Spoonbill-like traces

Sixty-three often paired arcuate traces were found associated with 118 incumbent anisodactyl, webbed-footed (palmate) tracks, and both were measured (see Appendix I Table 1,

Table 5). The footprints themselves had an average foot length of 43.9 mm, an average foot width of 55.55 mm, and an average FL:FW ratio of 0.796. Toe III was the longest on average, with a length of 30.9 mm. Toe III was also the widest on average, at 8.4 mm. The angle of divarication between toes II and IV was 109.92° . Toes II and IV often exhibit inward curvature typical of webbed-footed birds (Fig. 8).




Figure 8: (Opposite page) Modern web-footed bird tracks compared to fossil bird tracks from the Cretaceous of Korea. A.) Franklin's Gull (*Lecucophaeus pipixcan*). Note how the outer toes curve inward towards toe III due to webbing. B.) Spoonbill-like *Ignotornis gajinensis*; note that the outer toes are also curved towards toe III, although not as strongly as in A. C.) *Hwangsanipes* from Haenam, Korea. Note the strongly curved toes II and IV.

Multiple track measurements on the six individual EH1 trackways (Fig. 2A–F) are as follows: Trackway 1 contains 22 individual footprints. The average pace length of trackway 2 is 106 mm, average pace width is 52 mm, and the average stride length is 221.1 mm. Trackway 2 is the longest, consisting of 23 individual footprints, with an average pace length of 96.7 mm, an average pace width of 49.1 mm, and an average stride length of 199.7 mm. Trackway 3 has 16 individual tracks, with an average page length of 135.5 mm, an average pace width of 23.3 mm and an average stride length of 271.4 mm. Trackway 4 is the shortest, with 9 individual trackways, and an average pace length of 79.1 mm, an average pace with of 37 mm, and an average stride length of 151.1 mm. Trackway 5 contains 20 tracks, although only 16 were measured. The average pace length is 120 mm, the average pace width is 28.8 mm, and the average stride length is 255.2 mm. Trackway 6 contains 11 tracks, with an average pace length of 101.6 mm, an average pace width of 41.8 mm, and an average stride length of 212.1 mm (see Appendix I for complete table of multitrack measurements).

Spoonbill-like trackway IB41-1 contains 6 tracks, with an average pace length of 88.6 mm, an average pace width of 68.7 mm, and an average stride length of 172 mm. The Exhibition Hall block specimens (KS049, GS012, GS021, GS018, and GS007, see Fig. 4) were largely isolated tracks and arcuate traces, except for GS018, which contains 6 individual tracks. The average pace length was 123.1 mm, the average pace width was 22.9 mm, and the average stride length was 250.5 mm.

The average length of the upper arcuate trace was 49.2 mm, and the average width was 2.04 mm. The average length of the lower arcuate trace was 86.9 mm, and the average width was 2.7 mm. The average distance between the upper and lower traces was 6.6 mm.

Koreanaornis and associated traces

Specimens KS006, NHC-IC-002A, NHC-IC-003a and NHC-IC-004 are assigned to *Koreanaornis*. Associated with these trackways are invertebrate traces and, in the case of NHC-IC-002A, groups of two-to-three parallel to subparallel traces of enigmatic origin (Fig. 9, Table 1).

| # | Component # | Length | Thickness (in mm) |
|---|-------------|--------|-------------------|
| 1 | 1 | 5.2 | 1 |
| | 2 | 10.2 | 2.5 |
| | 3 | 9 | 2.70 |
| 2 | 1 | 8.5 | 2.50 |
| | 2 | 8.2 | 2.2 |
| 3 | 1 | 11.5 | 1.7 |
| | 2 | >8.5 | 2.2 |
| | 3 | >3.5 | 2 |
| 4 | 1 | 10 | 2.2 |
| | 2 | 10.5 | 2.2 |
| | 3 | 8.5 | 3.5 |
| 5 | 1 | 7 | 1 |
| | 2 | 6 | 1 |
| | 3 | 4.5 | 1 |
| 6 | 1 | 7.7 | 2 |
| | 2 | 10 | 1.2 |
| | 3 | 9 | 2 |

Table 1: Measurements of enigmatic traces found on NHC-IC-002A.




Figure 9: Parallel enigmatic traces from NHC-IC-002A. A.) Note paired traces associated with a shorebird-like

trackway. B.) Closer view of enigmatic traces. C.) Close-up of the enigmatic traces showing a variation in morphology from teardrop shaped to elongated oval shaped.

KS006 contains many incumbent anisodactyl tracks, however, only 7 were measured to get an average sample of this specimen, as a large number of typical *Koreanaornis* specimens were already measured. The average length of toe III is 20 mm, with an average angle of divarication between toes II and IV of 116.3° . The average FL:FW ratio is 0.763.

NHC-IC-003a contains 60 incumbent anisodactyl tracks, separated into 5 recognizable trackways and several isolated tracks (Fig. 10, Appendix I). The average length of toe III is 17.5 mm, the average angle of divarication between toes II and IV is 114.9° , and the average FL:FW ratio is 0.769. Trackway 1 had an average pace length of 63.9 mm and an average stride length of 105 mm. The average pace width is 13.2 mm, and the average angle of divarication from the midline is 16° . Trackway 2 has an average pace length of 66.5 mm and an average stride length of 113.6 mm. The average pace length is 15.9 mm and the average angle of divarication from the midline is 23.6° . Trackway 3 has an average pace length of 81.1 mm and an average stride length of 150.8 mm. The average pace width is 8 mm and the average angle of divarication from the midline is 31° . Trackway 4 has an average pace length of 90.6 mm, and an average stride length of 107 mm. The average pace width is 26.3 mm and the average angle of divarication from the midline is 22.8° . Trackway 5 has an average pace length of 41.9 mm and an average stride length of 68 mm. The average pace width is 28.2 mm and the average angle of divarication from the midline is 40.3° .





Figure 10: Photograph and line drawing of NHC-IC-0003A. A.) Photograph of specimen. B.) Line drawing of

specimen. Different colors represent different trackways measured on the slab. Some tracks that belong to the colored trackways were not included in the initial measurements and analysis and are, therefore, not colored in.

NHC-IC-004 contains 12 incumbent anisodactyl tracks with no discernable trackways. The average length of toe III is 20.3 mm. The average angle of divarication between toes II and IV is 125.5° , and the average FL:FW ratio is 0.713. Distinct ripple marks are present on this specimen.

NHC-IC-002A contains 53 individual tracks, two short trackways designated as typical and atypical (Fig. 11), and several two-to-three parallel to subparallel linear traces (Fig. 9). The average length of toe III is 19.1 mm, the average angle of divarication between toes II and IV is 125.5° , and the average FL:FW ratio is 0.711. The average pace length of the normal trackway is 56.8 mm, the average stride length is 106 mm, and the average angle of divarication from the midline is 15.7° . The average pace length of the abnormal trackway is 60 mm, the average stride length is 116.7, and the average angle of divarication from the midline is 21° .

The enigmatic traces associated with NHC-IC-002A are either paired or triad. There are a total of six measured clusters (Table 1), although more may be present that were not identified at the time of study. These traces are teardrop shaped or elongated ovals, and appear to occur alongside a trackway (Fig. 9A). The average length of these enigmatic traces is 8.4 mm, although in some cases slightly oblique curvature makes exact length impossible to measure. The average thickness of these traces at their greatest width is 1.9 mm, and the average distance between these traces is 2.6 mm.



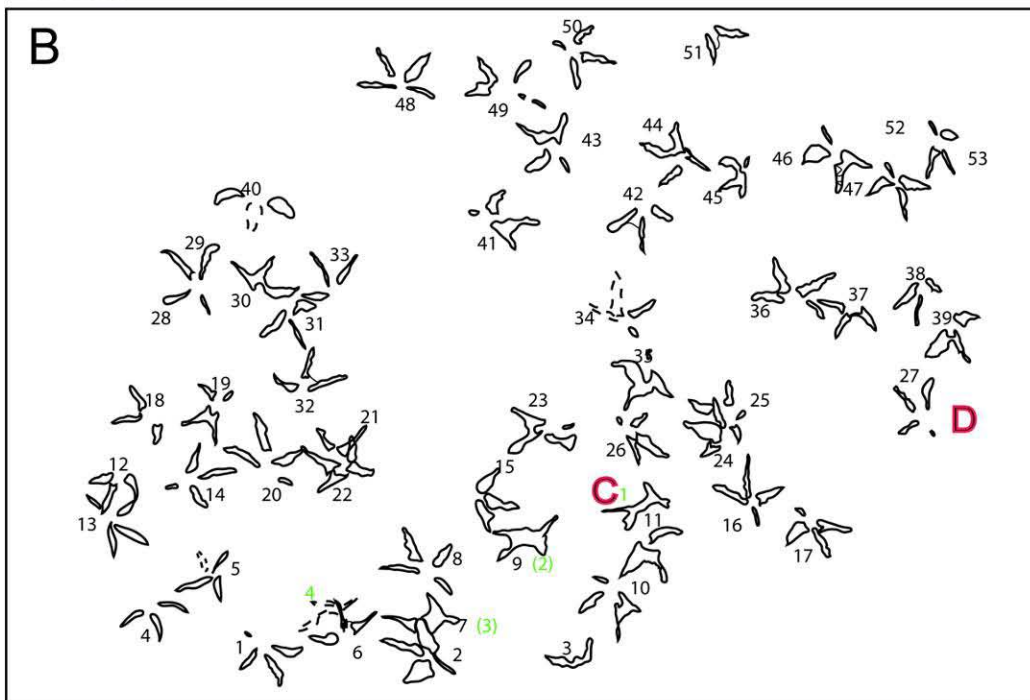


Figure 11: (Opposite page) Photograph and line drawing of NHC-IC-0002A. A.) Photograph of specimen. B.) Line drawing of specimen. C.) Trackway with abnormal morphology. D.) Representative trackway with normal track morphology.

KS064: Koreanaornis sp. and associated traces

The specimen KS064, which was previously described as *Koreanaornis sp.* (Falk et al., 2010) may actually be attributable to *Goseongornipes* due to the presence of a small amount of webbing between toes III and IV (Fig 12); their size range, however, is well within the *Koreanaornis* range: average foot length of 24.8 mm, which is skewed slightly by the presence of one very small track with a foot length of 16 mm (see Fig. 13). The average FL:FW ratio of the tracks of KS064 is 0.77, which is also within the range of the tracks attributable to *Koreanaornis*. The average angle of divarication is 108.8° . Unlike *Koreanaornis hamanensis*, there is prominent webbing between toes III and IV in *Goseongornipes*, a strong metatarsal pad impression—which can be also be found in *Koreanaornis*, but is not described as a defining feature—and a longer hallux. *Koreanaornis* often lacks a hallux. Approximately half of the tracks on KS064 posses such a feature, however, and the average hallux length is 9.07 mm, which is approximately the length of the hallux in *Goseongornipes* based upon the line drawing in Lockley et al. (2006).




Figure 12: (Opposite page) A shorebird-like track on KS064 with semipalmate webbing. Arrow points to webbing.

Note clear pad impressions on toe II.

These tracks are divided into four trackways (Fig. 13C). Trackway one contains 8–10 tracks—although the last two tracks in the trackway questionably belong with the others—and has an average pace length of 35.6 mm, an average stride length of 74.15, and an average pace width of 31.4 mm. The average angle of divarication from the midline is 9°. Trackway two contains 4 tracks. The average pace length is 31.4 mm, the stride length is 45.5 mm. The average pace width is 34.4 mm and the average angle of divarication from the midline is 22°. Trackway 3 contains 6–8 tracks. The affinity of the first two tracks is difficult to determine, as they are somewhat unusual. The average pace length is 34.5 mm, the average stride length is 80.2 mm, and the average pace width is 20.3 mm. Trackway 4 includes 6 tracks. The average pace length is 80.6 mm, the average stride length is 158.2 mm, and the average pace width is 29.8 mm. The average angle of divarication from the midline is 11°.




Figure 13: Photograph and line drawing of KS064. A.) Photograph of specimen. B.) Line drawing of the tracks and trackways of KS064. Colors represent different trackways present on the slab.

Goeseongornipes (EH2)

Thirty-one incumbent anisodactyl tracks attributed to *Goeseongornipes* by Kim et al. (2012) are found on the Exhibition Hall 2 (EH2) floor slab (Fig. 3). These tracks are divided into 3 separate trackways. The average toe III length of the EH2 tracks is 25.2 mm. The average angle of divarication between toes II and IV is 126.9°, and the average FL:FW ratio is 0.738. Trackway 1 contains 16 tracks, with an average pace length of 66.9 mm, an average pace width of 28.8 mm, and an average stride length of 141.2 mm. Trackway 2 contains 6 tracks, with an average pace length of 63.2 mm, an average pace width of 27.9 mm and an average stride length of 121.9 mm. Trackway 3 contains 3 tracks, with an average pace length of 114.2 mm, an average pace width of 13.8 mm, and a stride length of 236 mm.

Unassigned ichnogenera

KS005, GS073, and GS068 are all separate blocks of tracks from Exhibit Hall 2 (Fig. 14, Appendix I, Table 4). They are currently unassigned to an ichnogenus due to a relatively small sample size in comparison to such currently well-represented ichnogenera as *Ignotornis* or *Goeseongornipes*. The tracks of KS005 have an average toe III length of 24 mm, an average angle of divarication between toes II and IV of 117.7°, and an average FL:FW ratio of 0.72. There is no webbing present, and many tracks possess a hallux, which has an average length of 8.9 mm.

The tracks of GS073 have an average toe III length of 24.97 mm. The average angle of divaricating between toes II and IV is 117.8°, and the average FL:FW ratio is 0.784. All tracks of

GS073 appear to lack a hallux. Some tracks on GS073 have faint impressions of short semipalmate webbing between toes III and IV.




Fig. 14: A.) KS005. Scale bar=8 cm. B.) GS073. Scale bar=8 cm. C.) GS068. Scale bar=8 cm. D.) KS104. Scale bar=4 cm.

The tracks of GS068 have an average toe III length of 27.5 mm. The average angle of divarication between toes II and IV is 133.3° , and the average FL:FW ratio is 0.787. Some tracks of GS068 possess a hallux, which has an average length of 14.8 mm. These tracks lack any impression of webbing.

DISCUSSION

The GISE site is unique not only due to its large number of bird tracks, but also due to the sheer variety of morphologies and behaviors present. There are several types of avian

morphologies present at the GSIE site, along with many new types of feeding behaviors that have previously been undescribed from the fossil record. Many of these morphologies belong to established ichnogenera (see Kim et al., 2012), whereas others will require new ichnotaxa to be established.

Types of avian morphologies present

The presence six different morphotypes—*Koreanaornis*, *Goseongornipes*, *Ignotornis*, KS005, GS068, and GS073—indicate a high avian diversity. *Koreanaornis* and *Goseongornipes* are similar overall, representing smaller, shorebird-like birds similar to sandpipers and plovers. These particular ichnogenera are present in very large quantities, especially *Koreanaornis*.

Ignotornis gajinensis represents an entirely unknown avian morphotype from the Mesozoic. No bird with a spoonbill-like skull has been reported from the Cretaceous (Lockley and Harris, 2010). There are no known fossil spoonbills, although subfossil remains have been recovered from Australia (Baird, 1990); however, the evidence at the GISE locality indicates a much earlier evolution of a spoonbill-like ecomorph. The tracks associated with the arcuate traces are strongly webbed, whereas spoonbills have semipalmate feet with webbing that is not exceptionally extensive (Swennen and Yu, 2004). Tracks that do not have webbing can appear webbed, depending on the sediment consistency (Elbroch and Marks, 2001; Falkingham et al., 2009); semipalmate tracks of modern spoonbills appear alongside arcuate bill traces left by their feeding activities (Swennen and Yu, 2005). The Cretaceous spoonbill-like ecomorph may have possessed webbed or semipalmate (partially webbed) feet, as webbing does appear in many well-preserved specimens (Fig. 15).




Figure 15: Well-preserved spoonbill-like *Igotornis gajinensis* showing webbing and line drawing.

Kim et al. (2012) assigned EH2 to *Goseongornipes markjonesi* based on morphology. Some of the EH2 tracks—specifically those that lack a hallux impression and have the semipalmate webbing poorly preserved—superficially resemble *Aquatilavipes*, except that their size is much smaller. Their angle of divarication is smaller than that recorded for the holotype of *Goseongornipes* (126.8° vs. $140\text{--}150^\circ$). The webbing on the tracks of EH2 is often less distinct

than that indicated on the holotype specimens of *Goseongornipes*. These specimens may belong to a new ichnospecies of *Goseongornipes* based on the characters present.

KS005 is similar to *Koreanaornis* except that it is larger—toe IV is 24 mm long instead of the average ~20 mm long—and there is a more pronounced and caudally directed hallux present (Fig. 16). The tracks of KS005 lack the distinctive semipalmate webbing that defines *Goseongornipes*. These tracks represent another type of shorebirdlike bird that was present at this locality.



Figure 16: Photograph and line drawing of KS005. Note *Koreanaornis* in red.

The tracks of GS068 are similar in appearance to *Koreanaornis*, but possess a longer hallux—*Koreanaornis* often lacks a hallux—and are larger, with an average toe III length of 27.5 mm as compared to ~20 mm in *Koreanaornis*. These tracks possibly represent a different

ichnospecies of *Koreanaornis*. These tracks represent a fourth type of sandpiper- or plover-like bird that was present at this locality.

The tracks of GS073 are approximately the same size as those found on KS005, but are morphologically different. All tracks lack a hallux; where the tracks of KS005 lack a metatarsal pad impression and possess a small hallux, the tracks of GS073 all possess a very clear metatarsal pad impression, and many have claw impressions preserved. There are also faint traces of semipalmate webbing present on some of the tracks, which is not as common or readily pronounced in *Koreanaornis*. These tracks represent a type of shorebird more similar to a plover or other medium-sized shorebird with an elevated or absent hallux. These tracks are highly unlikely to be referred to *Aquatilavipes* based only on the presence of semipalmate webbing.

Types of behaviors interpreted from the trackways

Several types of avian behaviors are present at the GSIE site. The most numerous and most important are the arcuate traces interpreted as scything behavior alongside the tracks of *Ignotornis gajinensis* (Lockley and Harris, 2010). These Cretaceous trackways are very similar in morphology, proportion, and stride length to those of modern Black-Faced Spoonbills (*Palatea minor*) studied by Swennen and Yu (2005, fig. 2a); however, they are smaller than those belonging to *P. minor* (toe III length of 26–43 mm vs 60–70 mm for *I. gajinensis* and *P. minor*, respectively). The *Ignotornis* trackways in our study have an average stride length of 216.6 mm and a standard deviation of 41.8, whereas modern *Palatea minor* trackways have an average stride length of 263 mm with a standard deviation of 32 (Swennen and Yu, 2005). Scything behavior is an important behavioral addition to the track record of Cretaceous birds, indicating that the range of avian-foraging behaviors (i.e., probing, pecking, foot shuffling;

Lockley et al., 2009; Falk et al., 2010) in water-margin environments is potentially far more extensive than has previously been thought.

Among the arcuate traces of EH1 Trackway 1 is a small, elliptical indentation between tracks 7 and 8 (Fig. 17). Spoonbills have been reported to make sharp, jabbing motions when prey is detected beyond the tip of the bill (Swennen and Yu, 2005, p. 23). The elliptical indentation may be a peck or jabbing form of prey-capture movement, given the broad, flattened morphology of the spoonbill's beak and a comparison of the indentation with Swennen and Yu's (2004, fig 1d) frontal view of the spoonbill's beak. This is evidence that the *Ignotornis gajinensis* tracemaker did possess a distally flattened, broad bill. No trace fossil of this jabbing method has been reported previously. The presence of this jabbing behavior indicates that the feeding methodologies of spoonbill-like birds were likely identical to modern spoonbills, and that they used both a scything and a jabbing method of prey capture.



Figure 17: Elliptical beak impression next to EH1 trackway 1.

Another behavior reflected in the spoonbill-like traces can be seen in EH1 trackway 4, which consists of 9 tracks (Fig. 2D). This trackway has an abrupt beginning that is interpreted as a landing. The first three tracks of this trackway suggest that the bird landed and made a stutter-step (third track, which is a partial track) before beginning to forage. The third track perhaps represents the bird producing a trace with a partially clenched foot. The foraging behavior is represented by the paired arcuate traces recorded later in the trackway.

Trackway 5 of EH1 (Fig. 2E) indicates that the large sauropod tracks found alongside trackway 5 were produced prior to the bird trackways. High concentrations of *Koreanaornis* and other bird tracks found within the sauropod tracks support this interpretation (Fig. 18). Trackway

5 contains a series of tracks exhibiting the spoonbill-like scything behavior. The bird then clearly steps down into the sauropod track (Fig. 18C). There are no arcuate traces associated with this trackway within the sauropod track; the lack of the feeding traces may reflect relatively deeper water within the sauropod track. This interpretation is supported by the observations of modern spoonbill feeding behaviors, which are only recorded as arcuate traces in very shallow water (Swennen and Yu, 2005).

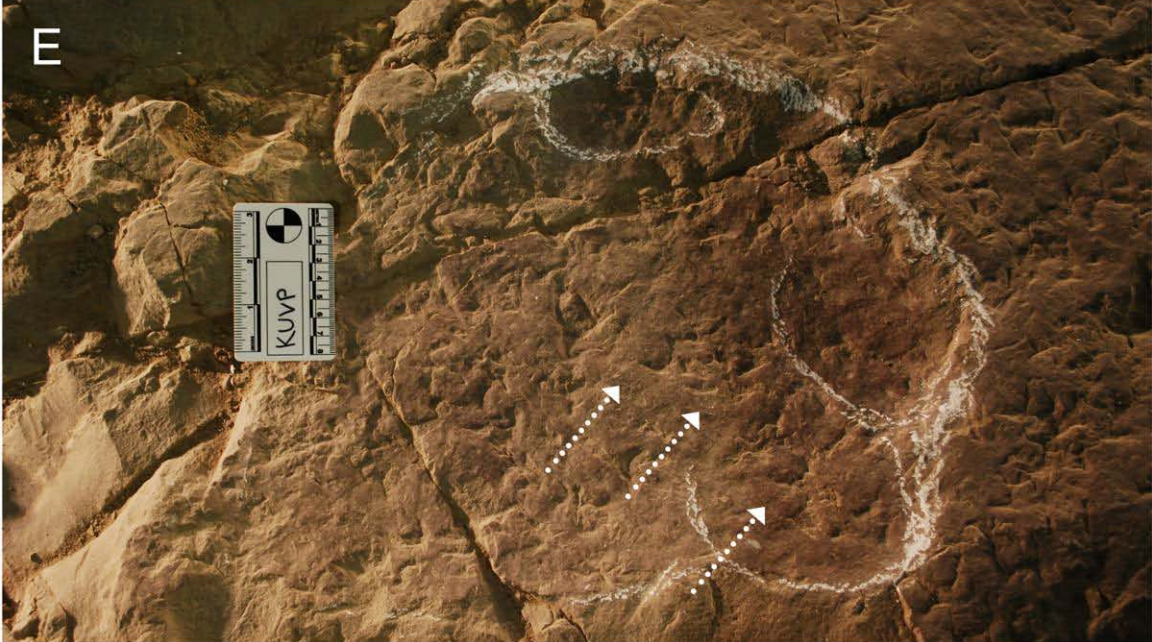



Figure 18: (Opposite page) Bird tracks found inside sauropod tracks on EH1 floor slab. A-B.) Shorebird-like tracks found inside sauropod tracks. C-D.) *Ignotornis gajinensis* tracks found inside sauropod tracks. Note that in C the bird is stepping down into the track, while in D the bird is stepping up out of it. E.) Large sauropod track with many shorebird-like tracks found inside (arrows).

Perhaps the association of avian tracks, trackways, and feeding traces with sauropod tracks and trackways may suggest that birds were trailing megaherbivores. This type of trailing behavior is seen in birds today in Africa that follow large herbivores (Dean and MacDonald, 1981), on the ocean following feeding cetaceans (Evans, 1982) and the wakes of boats (Hudson and Furness, 1989; Tasker et al., 2000), and in rural areas where farming equipment disturbs the soil by plowing (Welham and Ydenberg, 1988; Tasker et al., 2000). Thus, the trace-fossil associations in the Haman Formation can be interpreted as follows: as sauropods moved through the water, they stirred up the sediment and benthic invertebrates that were foraged upon by the birds that followed in the wake, snapping up the disturbed prey.

The tracks of EH2 show mostly straight-line to slightly meandering walking. One long trackway is intersected by two other shorter trackways and, therefore, behavioral interpretations of the other two trackways are difficult to determine (see Fig. 3). The EH2 tracemaker exhibited typical heronlike foraging behaviors based on variations in pace length and stride length (Table 2). Herons and other wading birds rarely take regular steps when feeding, and often stop and stand before starting again. Although no traces are present on the EH2 slab to suggest stopping and standing behavior, the intersection of multiple trackways of the same type of tracemaker (if not the same tracemaker) makes such an interpretation more difficult than if all three trackways were isolated.

| Trackway 1 | | | | Trackway 2 | |
|------------------------|--------|--------|--------|----------------------|---------|
| Pace length | | | | Pace Length | |
| 0-1: | 42.42 | 8-9: | 89.54 | 17-18: | 22.25 |
| 1-2: | 57.04 | 9-10: | 45.42 | 18-19: | 53.52 |
| 2-3: | 93.29 | 10-11: | 103.23 | 19-20: | 77.63 |
| 3-4: | 58.44 | 11-12: | 87.56 | 20-21: | 99.35 |
| 4-5: | 76.48 | 12-13: | 93.76 | | |
| 5-6: | 44.42 | 13-14: | 32.46 | Stride Length | |
| 6-7: | 54.57 | 15-16: | 79.49 | 17-19: | 70.29 |
| 7-8: | 45.79 | | | 18-20: | 132.87* |
| | | | | 19-21: | 153.7 |
| Stride Length | | | | 21-22: | 141.79 |
| 0-2: | 135 | 7-9: | 141 | | |
| 1-3: | 180 | 8-10: | 129 | Pace Width | |
| 2-4: | 141 | 9-11: | 153 | 17-18: | 35.07 |
| 3-5: | 135 | 10-12: | 213 | 18-19: | 34.81 |
| 4-6: | 121 | 11-13: | 196 | 19-20: | 51.41* |
| 5-7: | 102 | 12-14: | 128 | 20-21: | 13.71 |
| 6-8: | 105 | 14-15: | 98.47 | | |
| | | | | AoDfM | |
| Pace Width | | | | 17: | 45.76 |
| 0-1: | 27.39 | 8-9: | 26.52 | 18: | 8.22 |
| 1-2: | 32.92 | 9-10: | 19.14 | 19: | 26.37 |
| 2-3: | 16.08 | 10-11: | 40.9 | 20: | 39.75 |
| 3-4: | 31.94† | 11-12: | 11.14 | 21: | N/A |
| 4-5: | 40.23 | 12-13: | 77.94 | 22: | N/A |
| 5-6: | 0 | 13-14: | 32.92 | | |
| 6-7: | 32.11 | 15-16: | 56.7* | Trackway 3 | |
| 7-8: | 16.9 | | | Pace Length | |
| | | | | 23-24: | 97.24 |
| AoDfM (degrees) | | | | 24-25: | 131.24 |
| 0: | 25.82 | | | | |
| 1: | 17.17 | | | Stride Length | |
| 2: | 7.57 | | | 23-25: | 236 |
| 3: | 9.96 | | | | |
| 4: | 14.42 | | | Pace Width | |
| 5: | 7.69 | | | 23-24: | 6.24 |
| 6: | 65.66 | | | 24-25: | 21.3 |
| 7: | 20.01 | | | | |
| 8: | 22.7 | | | AoDfM | |
| 9: | 61.68 | | | 23: | 23.88 |
| 10: | 22.54 | | | 24: | 16.09 |
| 11: | 18.44 | | | 25: | 32.2 |
| 12: | 13.16 | | | | |
| 13: | 31.64 | | | | |
| 14: | 29.25 | | | | |
| 15: | 23.24 | | | | |
| 16: | <5 | | | | |

Table 2: (Opposite page) Multiple-track measurements of the floor slab of Exhibit Hall 2.

There are a few interesting behaviors noted on the EH2 slab (Fig. 3). Track 2, originally thought to have a long hallux, is actually a double step; the left foot came down then came back up and was placed a few centimeters forward of its previous position, causing an overlapped track. Toe IV of this first step did not register, and the two toe IIIs appear almost continuous. Only toe II indicates that it is a double step. This bird was likely foraging for food and, therefore, being careful where it placed its feet. Track 9 has toes that are much thicker than other tracks from this floor slab (Appendix I), and between the toes there are small raised areas of sediment (Fig. 19). The particularly long pace length between tracks 8 and 9 (89.5 mm) and tracks 10 and 11 (103.2 mm, see Appendix I), and the twisted morphology of track 9 may be analogous to a specific type of feeding behavior commonly seen in the Reddish Egret (*Egretta rufescens*) of North America. This heron will leap, hover, and rake its feet—stirring up the sediment to either frighten or confuse prey species—before landing to capture prey species that have been disturbed (Meyerriecks, 1959; Kushlan, 1976).



Figure 19: *Goeseongornipes* track showing abnormal morphology—likely due to twisting. Water was used to highlight the track and increase contrast.

Falk et al. (2010) provided a preliminary description of the behaviors of KS064. The peel described in that study, however, was partial, and did not allow for a complete interpretation of the behaviors of the tracemakers. Several behaviors ranging from simple running to feeding traces are present on the slab (Fig. 13) from which the partial peel was made.

The trackway that has tracks labeled as having an atypical morphology (tracks 9 and 10) may represent a landing trace (Fig. 13; green trackway). They are approximately 8 cm from the broken edge of the slab, however, there are no other tracks posterior to them that appear to be associated with this trackway. They have relatively narrow angles of divarication— 88° and 96° , respectively—and have long halluxes (12 mm and 13.5 mm, respectively). The next track in this series, track 11, lacks a hallux but appears to be impressed somewhat deeper into the sediment than the other tracks (Fig. 13), and tracks 10–11 have an extremely short pace length and narrow

pace width (Table 3). Track 11 could be the evidence of the animal slowing quickly as it took the next step after landing. Track 12, the next track in this sequence, is entirely typical, indicating the landing process was complete and the bird was walking normally.

| Trackway 1: 9, 10, 11, 12, 14, 3, 5, 7, 1?, 8? | | | Trackway 2: (17) 19, 23, 28, 29, 30, 31 | | |
|--|------|------|---|-------|---------|
| Pace Length | | | Pace Length | | |
| 9-10: | 31 | | 19-23: | 42 | |
| 10-11: | 24 | | 23-28: | 32 | |
| 11-12: | 34.5 | | 28-29: | 31.5 | |
| 12-14: | 42.2 | | 29-30: | 58 | |
| 14-3: | 42.2 | | 30-31: | 13.5 | |
| 5-7: | 39.5 | | | | |
| 7-1: | 65.2 | | Stride length | | |
| 1-8: | 6 | | 19-28: | 95 | (curve) |
| | | | 23-29: | 69.2 | |
| Stride length | | | 28-30: | 90 | |
| 9-11: | 62 | | 29-31: | 74 | |
| 10-12: | 58 | | | | |
| 11-14: | 78 | | Pace Width: | | |
| 12-3: | 82.5 | | 19-23: | 27.5 | |
| 14-7: | 104 | | 23-28: | 4.2 | |
| 3-5: | 40.5 | | 28-29: | 23.5 | |
| 5-1: | 110 | | 29-30: | 18 | |
| 7-8: | 58.2 | | 30-31: | 28.5 | |
| | | | | | |
| Pace Width: | | | AoDfM | | |
| 9-10: | 16 | | 19: | 36 | |
| 10-11: | 34.2 | | 23: | 55 | |
| 11-12: | 38.2 | | 28: | 3 | |
| 12-14: | 46.2 | | 29: | 17 | |
| 14-3: | 30.5 | | 30: | 5 | |
| 5-7: | 15.2 | | 31: | 48 | |
| 7-1: | 20.5 | | | | |
| 1-8: | 50.3 | | Trackway 2: 26, 25, 24, 22, 21, 20 | | |
| | | | Pace Length | | |
| AoDfM | | | 26-25: | 80 | |
| 9: | 16 | | 25-24: | 85.5 | |
| 10: | 3 | away | 24-22: | 81 | |
| 11: | 3 | | 22-21: | 76.2 | |
| 12: | 14 | away | 21-20: | 80.5 | |
| 14: | 3 | away | | | |
| 3: | 6 | | Stride length | | |
| 5: | 6 | | 26-24: | 163 | |
| 7: | 10 | | 25-22: | 167 | |
| 1: | 6 | away | 24-21: | 150 | |
| 8: | 23 | | 22-21: | 152.7 | |
| | | | | | |
| | | | Pace Width: | | |
| | | | 27-25: | 32.2 | |
| | | | 25-24: | 28.2 | |
| | | | 24-22: | 34.2 | |
| | | | 22-21: | 30.7 | |
| | | | 21-20: | 26 | |
| | | | | | |
| | | | AoDfM | | |
| | | | 26: | 25 | |
| | | | 25: | 4 | |
| | | | 24: | 16 | |
| | | | 22: | 11 | |
| | | | 21: | 5 | |
| | | | 20: | 5 | |

Table 3: (Opposite page) Multiple-track measurements of KS064. Track numbers marked with a “?” indicate there is some question about their affinity with that trackway. “Away” indicates that the foot was turned outward from the midline of the trackway, rather than inward. “Curve” indicates that the trackway was sinuous at this point.

At the end of the landing trackway, track 8 intersects with an invertebrate trace (cf. *Steinichnus*; Fig. 20). Toe III of track 8 has a greater width than that of any other track except for track 31 (Appendix I). The track itself seems smeared, as if the animal pivoted in place (Fig. 20, see also Fig. 13). After this point, the invertebrate trace is not present. There is an elliptical impression on the surface between toes III and IV that is not webbing, and appears morphologically similar to the peck marks previously reported from the Haman Formation (Falk et al., 2010). This association of traces and tracks suggests that the bird was hunting the invertebrate, and perhaps captured it.



Figure 20: Intersection of an invertebrate trace (?*Steinichnus*) and a bird track. A.) Photograph of KS064, with area of B boxed in red. B.) Intersection of cf. *Steinichnus* and bird track, which may indicate predatory behavior on the part of the bird. C.) Line drawing of B.

The tracks from KS019 were not measured due to extreme track density (Fig. 21), however, KS019 does show an important behavior. Probe marks have been reported from the Haman Formation and from Upper Cretaceous deposits from northern North America (Falk et al., 2010; Fiorillo et al., 2011). The probe marks previously reported from the Haman Formation, however, were isolated, indicative of a different pattern of feeding than the type seen from the Upper Cretaceous Cantwell Formation, which show the probe marks in more of a cluster or a group (Fiorillo et al., 2011, fig. 13). Elbroch and Marks (2001) illustrate several different kinds of probing, from isolated probes, to clustered probing, to linear probing. Isolated and clustered probes are usually performed while the bird has paused; linear probing is a continuous action while the bird walks. KS019 shows several areas of probe clusters (Fig. 21B–C), a phenomenon previously unreported from Lower Cretaceous rocks.

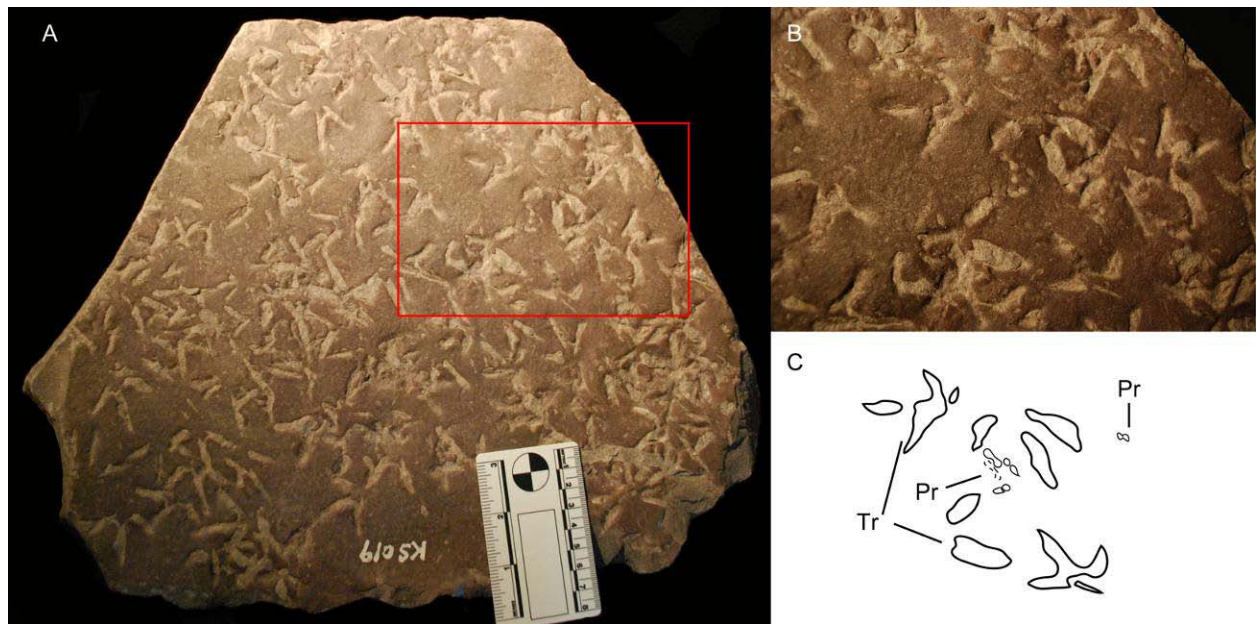


Figure 21: KS019. A.) Photograph of the specimen. Red box indicates area defined in B. B.) Close up of a probe cluster (arrow). C.) Line drawing from B. Tr-track, Pr-probe.

Other specimens of *Koreanaornis* sp. (NHC-IC-003a, NHC-IC-002A) show a variety of behaviors. NHC-IC-002A contains a series of paired to triplet parallel to subparallel traces that may or may not be slightly curved (Fig. 11). There are two possible interpretations for these marks. (1) These enigmatic traces may be the drag marks of feathers, either primary feathers or tail feathers. The bird that produced them might have been injured, although there is no evidence in the trackway of a limp or any sort of other injury. There are several behaviors that may cause a bird to drag its feathers; one of the well-known behaviors is the broken-wing-defense commonly seen in plovers. The male or female will feign a broken wing in order to draw a predator away from the vulnerable offspring. (2) These marks may represent swimming traces of a reptilian trackmaker the size of a small lizard. Reptile swim traces are often preserved as 3–5 thin, decurved lines following a central track midline (Hunt et al., 1990; Melchor and Sarjeant, 2004; Milner et al., 2006). Invertebrates were not likely responsible for these traces; they are discontinuous, and are dissimilar from any other invertebrate trace reported from the fossil record.

NHC-IC-002a also contains tracks that represent atypical shorebird track morphology (Fig. 11C). The exact behavioral cause of this morphology is unknown, as this morphology has not yet been observed in modern bird tracks. These types of tracks may represent a landing trackway, or a very fast running trackway, based on a similar morphology seen on KS064. The trackway seen on NHC-IC-002a is only four tracks long and terminates due to the broken edge of the slab. This atypical trackway morphology is unlikely to be due to the presence of a different type of bird, based on comparisons to trackways from KS064.

NHC-IC-003a contains an oval-shaped, slightly depressed area, bounded on one side by a crescent-shaped indentation and on the other by what appears to be a small linear trough (Fig. 22). Interpretation of these features is difficult without multiple examples.

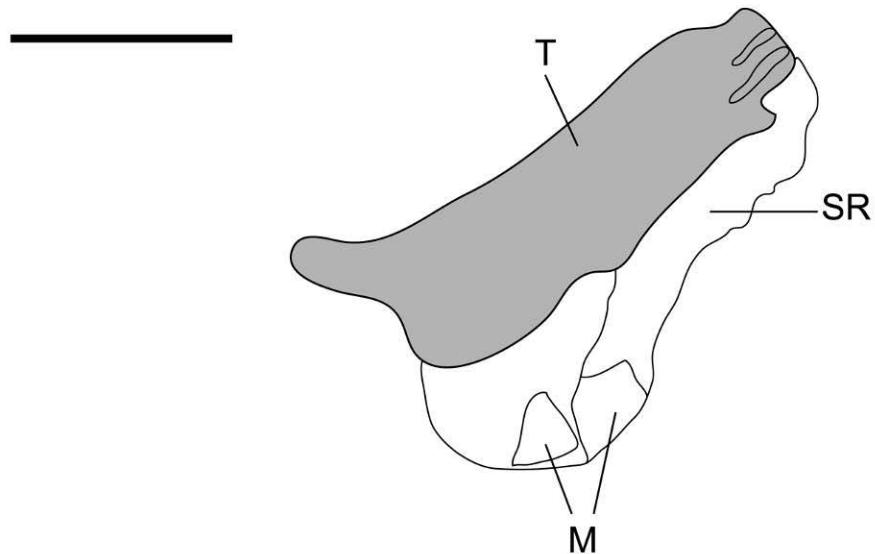


Figure 22: Enigmatic trough-like trace on NHC-IC-003a. Line drawing represents enigmatic trough (T), a displaced ridge of sediment (SR) and clasts of displaced mud (M). Line drawing scale bar 3 cm.

Implications for the depositional environment

The presence of several kinds of invertebrate trace fossils (*Steinichnus*, *Treptichnus*, and cf. *Naktodemasis*) indicates an alternating shallow, freshwater and subaerial environment. The Haman Formation has always been interpreted as an alluvial succession. The presence of current ripples on the EH1 floor slab (Fig. 7A) support this interpretation. The presence of the bird tracks and other invertebrate traces, however, likely indicates a short periods of standing water and subaerial exposure. *Steinichnus* indicates that the water table was near the sediment-air interface (Hasiotis, 2002, 2004). Subaerial exposure with algal or cyanobacterial growth as a sediment binder would preserve the tracks (e.g. Noffke and Krumbein, 1999). The lack of pedogenic features suggests that sedimentation rates were much higher than pedogenic rates (Hasiotis and Platt, 2012).

The presence of the *Ignotornis gajinensis* spoonbill-like traces and their overall complete similarity to modern black-faced spoonbill *Palateia minor* traces allows for a more specific interpretation of the depositional environment. Spoonbills feed using extrasensory electromagnetic organs on the bill (Swennen and Yu, 2004). Spoonbills do not feed on subaerially exposed sediment due to the uses of these extrasensory organs; therefore, there spoonbill-like feeding traces are strong evidence for the presence of water at the time of trackway production. Modern *P. minor* trackways with paired arcuate traces nearly identical in morphology to the trackways with arcuate marks from the Haman Formation were made in very shallow water that was < 6–7 cm deep (Swennen and Yu, 2005). The spoonbills were observed feeding in deeper waters, and footprints were observed from these foraging sessions, but no arcuate scything traces were found alongside them when the spoonbills foraged in waters deeper

than 6 cm (Swennen and Yu, 2005, fig 2b). This is due to the varying positions of the head in relation to depth of the water during feeding (Swennen and Yu, 2005, fig 1). The Haman Formation trackways were produced by something that had a very similar morphology to *P. minor* based on stride length and foot parameters and, therefore, the length of the bill and leg of the Early Cretaceous spoonbill-like bird were slightly smaller than the modern *P. minor*. The water level must have been similar, but slightly more shallow, to that recorded by Swennen and Yu (2005) in order to leave the arcuate traces.

Implications for avian evolution based on behavioral evidence

The behavioral evidence shown in this the study area of the Lower Cretaceous Haman Formation indicates a high diversity of birds (Table 4). Ornithurine birds likely produced these tracks, as they are the dominant water birds of the Early Cretaceous (Zhou and Zhang, 2007). The presence of scything traces, peck marks, and probe marks also indicate that several modern feeing behaviors had evolved by the Early Cretaceous. The high morphologic variation (at least 7 different morphologies at the GISE site) in the Haman Formation supports these interpretations.

| Formation | Location | Age | Diversity | Ichnogenera |
|-------------------|-----------------------------|------------------|-----------|---|
| Dakota | Colorado, USA | Late Cretaceous | High | <i>Ignotornis</i> , <i>Koreanaornis</i> <i>Aquatilavipes</i> |
| Lakota | South Dakota, USA | Early Cretaceous | Low | <i>Aquatilavipes</i> |
| Gething | British Columbia, Canada | Early Cretaceous | Low | <i>Aquatilavipes</i> |
| Haman | Republic of Korea | Early Cretaceous | Very High | <i>Koreanaornis</i> <i>Geoseongornipes</i> <i>Ignotornis</i> , more |
| Jindong | Republic of Korea | Late Cretaceous | Low | <i>Jindongornipes</i> <i>Koreanaornis</i> |
| Uhangri | Republic of Korea | Late Cretaceous | Low | <i>Uhangrichnus</i> |
| Itsuki | Japan | Early Cretaceous | Low | <i>Aquatilavipes</i> |
| Jingchuan | China | Early Cretaceous | Low | <i>Tatarornipes</i> |
| Tugulu (Group) | China | Early Cretaceous | Very High | <i>Koreanaornis</i> <i>Aquatilavipes</i> <i>Moguiornipes</i> , more |
| Jinhua | China | Late Cretaceous | Low | <i>Dongyangornipes</i> <i>Koreanaornis</i> |

Table 4: Examples of rock units with low diversity, high diversity, and very high diversity of fossil birds.

This diversity of morphologies and behaviors suggests that ornithurine birds had a radiation that may have rivaled the enantiornithine birds for its diversity during the Early Cretaceous. Enantiornithines were the dominant terrestrial birds during the Cretaceous (Zhang et al., 2004), and filled the niches of terrestrial birds. The ornithurine birds were much smaller in diversity according to the body fossil record (Zhou and Wang, 2010); however, they dominate the avian trace-fossil record, with no known tracks of enantiornithines preserved. Ornithurine birds dominate the water-margin environments of the Early Cretaceous, which is where all Early

Cretaceous bird tracks are preserved (Lim et al., 2002). This lack of enantiornithine tracks may be an artifact of the lifestyle of these birds, as they were mainly arboreal (i.e., tree dwelling).

Recent studies of avian molecular clocks suggest that the origin of modern bird families took place during the Cretaceous (Pereira et al., 2007; Brown et al., 2008; Pacheco et al., 2011). Some Late Cretaceous fossil birds have been assigned to modern or Cenozoic orders and/or even Cenozoic families (Chiappe and Dyke, 2002; Kurochkin et al., 2002), but no Early Cretaceous birds are thought to belong to extant families or genera. The likelihood of the spoonbill-like tracemaker belonging to the Threskiornithidae is very small, and these tracks are probably the traces of a spoonbill ecomorph—a shallow-water-feeding bird with a spoon-shaped bill.

The majority of Mesozoic avian tracksites are monospecific with relatively few tracks (Lockley et al., 2001, 2009; Anfinson et al., 2009); however, an increasing number of multi-ichnotaxa sites with high track density are being identified in East Asia (Xing et al., 2011; Lockley et al., 2012; Kim et al., 2012). This may be evidence that East Asia was the center of early avian evolution as suggested by Zhou et al. (2003).

CONCLUSIONS

The fossil bird tracks of the Lower Cretaceous Haman Formation at the GSIE site show at least seven different morphotypes. Associated with these tracks are a variety of feeding behaviors, from isolated probe marks and clustered probing, to pecking, and complex arcuate traces associated with web-footed tracks that are identical to similar traces produced by modern Black-faced Spoonbills. Other behaviors include landing traces, walking and foraging, and traces of predator-prey interaction. The environment of this locality is interpreted as extremely shallow water (~5–6 cm deep) based on comparison of the Cretaceous traces to similar modern avian

traces and their environment. The webbed-footed bird tracks and traces were produced under water based on the presence of the arcuate traces, the conditions under which these traces are produced by modern spoonbills, and the lack of mudcracks indicative of subaerial exposure. The incredible morphologic and behavioral diversity of the GSIE site and at other localities from the Lower Cretaceous Haman Formation suggests that the Mesozoic ornithurine radiation was, perhaps, as diverse as the enantiornithine radiation; however, the ornithurines were confined to the water-margin environments, whereas the enantiornithines dominated terrestrial niches. Many of the bird tracks seen at the GISE site are yet undescribed, in part, due to the sheer amount of material that still needs to be examined. Also, this locality is only one of many bird tracksites in the Cretaceous of South Korea and other outcrops still need to be examined for bird tracks.

ACKNOWLEDGEMENTS

We thank Mr. Gi-Hong Sung of the Gyeongsangnam-do Office of Education. We also thank the staff of the Gyeongsangnam-do Institute of Science Education for access to specimens, and the research staff at the National Heritage Center of Korea for access to specimens and research space for A.R.F. This research was sponsored by grant number NRICH-1105-A21F from the National Research Institute of Cultural Heritage [Korean Geodiversity and Fossil Site Research].

REFERENCES

ANFINSON, O.A., LOCKLEY, M.G., KIM, S.H., KIM, K.S., KIM, J.Y., 2009, First report of the small bird track *Koreanaornis* from the Cretaceous of North American: implications for avian ichnotaxonomy and paleoecology: Cretaceous Research, v. 30, p. 885-894.

- BAEK, K.S., YANG, S.Y., 1997, Preliminary report on the Cretaceous bird tracks of the Lower Haman Formation, Korea: *Journal of the Geological Society of Korea* v. 34, p. 94-104.
- BAIRD, R.F., 1990. The fossil avian assemblage from Weekes Cave (N-15), Nullabor Plain, South Australia: corrections, additions, and reinterpretation: *South Australian Ornithologist*, v. 31, p. 29-35.
- BROWN, R., FERGUSON, J., LAWRENCE, M., AND LEES, D., 2003. *Tracks & Signs of the birds of Britain and Europe*, second edition: Christopher Helm, London, 333 p.
- BURTON, P.J.K., 1974, *Feeding and the feeding apparatus in waders: a study of anatomy and adaptations in the Charadrii*: Trustees of the British Museum (Natural History), London, 150 p.
- CADHEE, G.C., 1990, Feeding traces and bioturbation by birds on a tidal flat, Dutch Wadden Sea: *Ichnos*, v. 1(1), p. 23-30.
- CHIAPPE, L.M., AND DYKE, G.J., 2002, The Mesozoic radiation of birds: *Annual Review of Ecology and Systematics*, v. 33, p. 91-124.
- CHOI, H.I., 1986, Sedimentation and evolution of the Cretaceous Gyeongsang Basin, southeastern Korea: *Journal of the Geological Society, London*, v. 143, p. 26-40.
- CURRIE, P. J., 1981, Bird footprints from the Gething Formation (Aptian, Lower Cretaceous) of northeastern British Columbia, Canada: *Journal of Vertebrate Paleontology*, 1(3-4):257-264.
- DEAN, W.R.J., AND MACDONALD, I.A.W., 1981, A review of African birds feeding in association with mammals: *Ostrich: Journal of African Ornithology*, v. 52(3), p. 135-155.

- DEVALAIS, S. AND MELCHOR, R.N., 2008, Ichnotaxonomy of bird-like footprints: an example from the Late Triassic-Early Jurassic of northwest Argentina: *Journal of Vertebrate Paleontology*, v. 28(1), p. 145-159.
- DOYLE, P., WOOD, J. L., AND GEORGE, G. T., 2000, The shorebird ichnofacies: an example from the Miocene of southern Spain: *Geological Magazine* v. 137, p. 517–536.
- ELBROCH, M., AND MARKS, E., 2001, *Bird Tracks and Sign: A Guide to North American Species*: Stackpole Books, Mechanicsburg, Pennsylvania, 456 p.
- ERICKSON, B.R., 1967, Fossil bird tracks from Utah: *Museum observer*, v. 5(1), p. 6-12.
- EVANS, P.G.H., 1982, Associations between seabirds and cetaceans: a review: *Mammal Review*, v. 12(4), p. 187-206.
- FALK, A.R., HASIOTIS S. T., AND MARTIN, L.D., 2010, Feeding traces associated with bird tracks from the Lower Cretaceous Haman Formation, Republic of Korea: *Palaios*, v. 25, p. 730-741.
- FALKINGHAM, P.L., MARGETTS, L., SMITH, I.M., MANNING, P.L., 2009, Reinterpretation of palmate and semi-palmate (webbed) fossil tracks; insights from finite element modelling: *Palaeogeography, Palaeoclimatology, Palaeoecology*, v. 271, p. 69-76.
- FIORILLO, A.R., HASIOTIS, S.T., KOBAYASHI, Y., 2011, Bird tracks from the Upper Cretaceous Cantwell Formation of Denali National Park, Alaska, USA: a new perspective on ancient northern polar vertebrate biodiversity: *Journal of Systematic Palaeontology*, v. 9(1), p. 33-49.
- GENISE, J.F., MELCHOR, R.N., ARCHANGELSKY, M., BALA, L.O., STRANECK, R., AND DE VALAIS, S., 2009, Application of neoichnological studies to behavioural and taphonomic interpretation of fossil bird-like tracks from lacustrine settings: *The Late Triassic-Early*

- Jurassic? Santo Domingo Formation, Argentina: *Palaeogeography, Palaeoclimatology, Palaeoecology*, v. 273, p. 143-161.
- HUDSON, A.V., AND FURNESS, R.W., 1989, The behaviour of seabirds foraging at fishing boats around Shetland: *Ibis*, v. 131(2), p. 225-237.
- HUNT, A.P., LUCAS, S.P., AND HUBER, P., 1990, Early Permian footprint fauna from the Sangre de Cristo Formation of Northeastern New Mexico: *New Mexico Geological Society Guidebook, 41st Field Conference, Southern Sangre de Cristo Mountains, New Mexico*, p. 291-303.
- KIM, B.K., 1969, A study of several sole marks in the Haman Formation: *The Journal of the Geological Society of Korea*, v. 5(4), p. 243-258.
- KIM, C.B., HUH, M., CHEONG, C.S., LOCKLEY, M.G., AND CHANG, H.W., 2003, Age of the pterosaur and web-footed bird tracks associated with dinosaur footprints from South Korea: *The Island Arch*, v. 12, p. 125-131.
- KIM, J.Y., KIM, S.H., KIM, K.S., LOCKLEY, M.G., 2006, The oldest record of webbed bird and pterosaur tracks from South Korea (Cretaceous Haman Formation, Changseon and Sinsu Islands): More evidence of high avian diversity in East Asia: *Cretaceous Research*, v. 27, p. 56-69.
- KIM J.Y., LOCKLEY, M.G., SEO, S.J., KIM, K.S., KIM, S.H., AND BAEK, K.S., 2012, A paradise of Mesozoic birds: the world's richest and most diverse Cretaceous bird track assemblage from the Early Cretaceous Haman Formation of the Gajin tracksite, Jinju, Korea: *Ichnos*, v. 19, p. 28-42.

- KUROCHKIN E.N., DYKE, G.J., AND KARHU, A.A., 2002, A new Presbyornithid bird (Aves, Anseriformes) from the Late Cretaceous of Southern Mongolia: *American Museum Novitates*, v. 3368, 11 p.
- KUSHLAN, J.A., 1976, Feeding behavior of North American herons: *The Auk*, v. 93(1), p. 86-94.
- LANE, B.A., 1987, *Shorebirds in Australia*: Nelson Publishers, Melbourne, 187 p.
- LIM, J.-D., MARTIN, L. D., ZHOU, Z., BAEK, K.-S., YANG, S.-Y., 2002, The significance of Early Cretaceous bird tracks in Zhou, Z. and Zhang, F., eds: *Proceedings of the 5th Symposium of the Society of Avian Paleontology and Evolution*, Beijing Science Press, pp. 157-163.
- LIM, J.-D., ZHOU, Z., MARTIN, L. D., BAEK, K.-S., AND YANG, S.-Y., 2000, The oldest known tracks of web-footed birds from the Early Cretaceous of South Korea: *Naturwissenschaften* 87(6): 256-259
- LOCKLEY, M.G., CHIN, K., HOUCK, K., MATSUKAWA, M., AND KUKIHARA, R., 2009, New interpretations of *Ignotornis*, the first-reported Mesozoic avian footprints: Implications for the paleoecology and behavior of an enigmatic Cretaceous bird: *Cretaceous Research*, v. 30, p. 1041–1061.
- LOCKLEY, M.G., AND HARRIS, J., 2010, On the trail of early birds: A review of the fossil footprint record of avian morphological evolution and behavior, in Ulrich, P.K., and Willette, J.H., eds., *Trends in Ornithological Research*: Nova Publishers, Fargo, North Dakota, p. 1–63.
- LOCKLEY, M.G., HOUCK, K., YANG, S.-Y., MATSUKAWA, M., AND LIM, S.-K., 2006, Dinosaur-dominated footprint assemblages from the Cretaceous Jindong Formation, Hallyo Haesang National Park area, Goseong County, South Korea: Evidence and implications: *Cretaceous Research*, v. 27 p. 70–101.

- LOCKLEY, M. G., JANKE, P., and THEISEN, L., 2001, First reports of bird and ornithopod trackways from the Lakota Formation (Lower Cretaceous), Black Hills, South Dakota *in* Tanke, D. H. and Carpenter, K., eds, *Mesozoic Vertebrate Life*: Indiana University Press, Bloomington, p. 443-452.
- LOCKLEY, M. G., LIM, J.D., KIM, J.Y., KIM, K.S., HUH, M., HWANG, K.G., 2012, Tracking Korea's early birds: a review of Cretaceous avian ichnology and its implications for evolution and behavior: *Ichnos*, v. 19, p. 17-27.
- LOCKLEY, M.G., YANG, S.Y., MATSUKAWA, M., FLEMING, F., AND LIM, S.K., 1992, The track record of Mesozoic birds: Evidence and implications: *Philosophical Transactions of the Royal Society of London*, v. 336B, p. 113–134.
- MEHL, M.G., 1931, Additions to the vertebrate record of the Dakota Sandstone: *American Journal of Society*, v. 21, p. 441–452.
- MELCHOR, R. N., AND SARJEANT, W.A.S., 2004, Small amphibian and reptile footprints from the Permian Carapacha Basin, Argentina: *Ichnos*, v. 11(1-2), p. 57-78.
- MELCHOR, R.N., BEDATOU, E., DE VALAIS, S., AND GENISE, J.F., 2006, Lithofacies distribution of invertebrate and vertebrate trace-fossil assemblages in an Early Mesozoic ephemeral fluvio-lacustrine system from Argentina: Implications for the Scoyenia ichnofacies: *Palaeogeography, Palaeoclimatology, Palaeoecology*, v. 239, p. 253–285.
- MELCHOR, R.N., CARDONATTO, M.C., AND VISCONTI, G., 2012, Palaeoenvironmental and palaeoecological significance of flamingo-like footprints in shallow-lacustrine rocks: An example from the Oligocene–Miocene Vinchina Formation, Argentina: *Palaeogeography, Palaeoclimatology, Palaeoecology*, v. 315-316, p. 181-198.

- MELCHOR, R.N., BUCHWALDT, R., AND BOWRING, S., 2013, A Late Eocene date for Triassic bird tracks. *Nature*, v. 495, p. E1-E2.
- MILNER, R.C., LOCKLEY, M.G., AND KIRKLAND, J.I., 2006, A large collection of well-preserved theropod dinosaur swim tracks from the Lower Jurassic Moenave Formation, St. George, Utah: *New Mexico Museum of Natural History and Science Bulletin*, v. 37, p. 315-328.
- MEYERRIECKS, A.J., 1959, Foot-stirring behavior in herons: *The Wilson Bulletin*, v. 71(2), p. 153-158.
- NOFFKE, N., AND KRUMBEIN, W.E., 1999, A quantitative approach to sedimentary surface structures contoured by the interplay of microbial colonization and physical dynamics: *Sedimentology*, v. 46, p. 417-426.
- QUAMMEN, M.L., 1982, Influence of subtle substrate differences on feeding by shorebirds on intertidal mudflats: *Marine Biology*, v. 71(3), p. 339-343.
- SWENNEN, C., AND VAN DER BAAN, G., 1959, Tracking birds on tidal flats and beaches: *British birds*, v. 48, p. 15-18.
- SWENNEN, C., AND YU, Y.T., 2004, Notes on feeding structures of the Black-faced Spoonbill *Platalea minor*: *Ornithological Science*, v. 3, p. 119-124.
- SWENNEN, C., AND YU, Y.T., 2005, Food and feeding behavior of the Black-faced spoonbill: *Waterbirds*, v. 28(1), p. 19-27.
- TASKER, M.L., CAMPHUYSEN, C.J., COOPER, J., GARTHE, S., MONTEVECCHI, W.A., and BLABER, S.J.M., 2000, The impacts of fishing on marine birds: *ICES Journal of Marine Science*, v. 57, p. 531-547.
- WELHAM, C.V.J, AND YDENBERG, R.C., 1988, Net energy versus efficiency maximizing by foraging ring-billed gulls: *Behavioral Ecology and Sociobiology*, v. 23, p. 75-82.

- XING, L.D., HARRIS, J.D., JIA, C.K., LUO, Z.J., WANG, S.N., AND AN, J.F., 2011, Early Cretaceous bird-dominated and dinosaur footprint assemblages from the northwestern margin of the Junggar Basin, Xinjiang, China: *Palaeoworld*, v. 20, p. 308-321.
- YANG, S. Y., LOCKLEY, M.G., GREBEN, R., ERICKSON, B.R., AND LIM, S. K., 1995, Flamingo and duck-like bird tracks from the Late Cretaceous and early Tertiary: evidence and implications: *Ichnos*, v. 4, p. 21-34.
- ZHANG, F., ERICSON, P.G.P., AND ZHOU, Z., 2004, Description of a new enantiornithine bird from the Early Cretaceous of Hebei, northern China: *Canadian Journal of Earth Sciences*, v. 41, p. 1097-1107.
- ZHOU, Z., BARNETT, P.M., AND HILTON, J., 2003, An exceptionally preserved Lower Cretaceous ecosystem: *Nature*, v. 421, p. 807-814.
- ZHOU, Z., AND WANG, Y., 2010, Vertebrate diversity of the Jehol Biota as compared with other lagerstätten: *Science China Earth Sciences*, v. 53(12), p. 1894-1907.
- ZHOU, Z., AND ZHANG, F., 2007, Mesozoic birds of China—a synoptic review: *Frontiers of Biology China*, v. 2(1), p. 1-14.

A MORPHOMETRIC APPROACH TO USING BONES AS A PROXY FOR TRACKS: IS
RETRODICTING AVIAN TRACEMAKER MORPHOLOGY POSSIBLE?

ABSTRACT

Reconstructing the soft tissue of modern and ancient bird feet from osteology alone has not been previously performed. Similarly, retrodicting trace-fossil morphology from body fossils has not been attempted for birds. This study takes a series of morphometric measurements from osteological, soft tissue, and ethanol-preserved specimens of birds from the University of Kansas ornithological collections. Tissue volume and general morphology is thought to be well preserved in ethanol, making the morphological measurements acquired in this work representative of living birds. The relative length of phalangeal pads varies between life-habit groups—the phalangeal pads of passeriform (perching) birds tend to be fleshy, and relatively large in regards to the bony phalanx. The phalangeal pads of ground birds are also fleshy, but reduced in relation to the bony phalanx, whereas the interphalangeal pad is expanded. The phalangeal pads of wading birds and shorebirds are thin and lack fleshiness, and are reduced in regards to the bony phalanx, whereas the interphalangeal pad is expanded. Webbed-footed birds and lobed-footed birds lack clearly defined toe pads. Fleshiness and expansion of the interphalangeal pads may be correlated with the consistency of the media with which the bird often interacts. Results indicate that soft tissue and ethanol-preserved specimens are not significantly different from osteological specimens with regard to toe length, indicating that soft tissue does not factor into toe length in track production. Toe width, especially width at more proximal joints, often varies significantly between osteology and soft tissue and, therefore, is not a practically applied measurement when dealing with tracks. Furthermore, footprint toe width is

influenced by media consistency. Based on this evidence, ancient bird tracks can be retrodicted strictly from fossil bird feet directly.

INTRODUCTION

A recurring concept in invertebrate and vertebrate ichnology is the difficulty of thoroughly linking tracemaker and trace. In very rare cases, deceased animals are found in, alongside, or at the end of their trace—e.g., Solnhofen horseshoe crabs at the end of their trackways (Lomax and Racay, 2012), crayfish burrows with body fossils (Hasiotis and Mitchell, 1993), and a purported protoceratopsian track alongside a skeleton (Niedzwiedzki et al., 2012). Fortey and Seilacher (1997) erected a series of criteria to aid in associating a trace fossil with a possible tracemaker. These criteria include a close association of body and trace in outcrop, overlapping stratigraphic range of body and trace, and minimal other fossil candidates that could produce the trace at that time. There are formations that contain both avian trace fossils and body fossils within the same formation (e.g., the Eocene Green River Formation, U.S.A.), although they are often found separated by great distance and in different beds in the same member or in different members of the same formation, and thus likely offset by as much as 10^3 – 10^5 years of sedimentation (Begon et al., 2006). The chances of an animal leaving a trace and then being preserved nearby are very small.

A major limiting factor in preserving the avian tracemaker and trace together is the environment. Those environments best suited to preserve body fossils are often anoxic (e.g., deep meromictic lakes) or high energy (i.e., rivers that flood and trap large quantities of articulated and/or disarticulated skeletons into a bonebed) (Martin, 1999). Production of avian tracks and trackways, on the other hand, require extremely shallow water or subaerial exposure,

followed by rapid burial for preservation. If not buried rapidly, bird tracks can desiccate and become unrecognizable in 4–7 days (Cohen et al., 1991).

Gaps in the fossil record make many ichnologists reluctant to link trace to tracemaker. Another argument is that one organism may create multiple types of traces, or multiple types of animals may produce traces that all look very similar (e.g., Ekdale et al., 1984). This is also true in vertebrate traces; for example, tracks of small shorebirds are exceptionally similar in many cases, often distinguishable only by size or presence/absence of a hallux or direct observation of tracemaking (Elbroch and Marks, 2001). Modern birds can be linked to the traces they produce through direct observation; in the fossil record this is not possible.

This paper reports on morphometric analyses of the bones and soft tissues of modern birds. No study has adopted a comprehensive examination of bone and soft tissues of the feet of modern birds. Few studies have attempted to link the feet of fossil birds to the tracks they may have produced; Li et al. (2011) examined the fossil tracks of an Early Cretaceous shorebird-like ichnogenus *Tatarornipes* and compared them to the foot and hindlimb of a specimen of *Cathayornis chabuensis* found in the same formation, near Chabu, Inner Mongolia. They determined that *Cathayornis*, an arboreal perching enantiornithine bird, was not the producer of the Chabu traces, based on the skeletal morphology and the size and morphology of the track, which lacked a hallux.

BACKGROUND

There have been countless morphometric soft tissue studies using museum specimens (e.g., taxidermied museum skins or specimens in ethanol storage), however, there are no published studies linking bone to skin morphology in modern birds, nor is there information

where the soft-tissue morphometrics are compared to bone morphometrics in live birds. Furthermore, the use of museum specimens has limitations—shrinkage in study skin prepared specimens has been known to occur (Greenwood, 1979; Kuczynski et al., 2003; Wilson and McCracken, 2008). Studies correcting for shrinkage in study skin prepared specimens have been conducted (Fjeldsa, 1980; Wilson and McCracken, 2008). Kuczynski et al. (2003) suggest that data on morphometric shrinkage may also be difficult to interpret due to subjectivity in the measuring process. They also suggest that the age of the skin may affect the amount of shrinkage, although this has yet to be quantified (Kuczynski et al., 2003).

Studies that reconstruct soft tissues in fossil birds have largely focused on plumage (e.g. O'Connor et al., 2012), as it is the most common soft tissue preserved. Few studies (e.g., Martin and Tate, 1976) have reconstructed the soft tissues of the feet of fossil birds which may aid in identifying avian tracemakers from their footprints. Some studies have reconstructed the soft tissues of dinosaur feet with the intention of relating foot morphology to tracks by simply expanding the lines of the osteology of the foot to account for soft tissue (e.g. Falkingham et al., 2011), however, that does not account for the amount of soft tissues to either side of the bone (i.e., the width of the toes), or the pads on the feet.

MATERIALS AND METHODS

Analyses were performed on osteological specimens, recently collected (frozen) specimens, and on specimens preserved in ethanol, in order to retrodict soft tissues of fossil bird feet so that they could be related to fossil bird tracks in future studies. Data collected from soft-tissue specimens were compared to the respective bone morphology to quantify how significant the amount of soft tissue are in contribution to total toe length and width. All materials used in

this study are from the University of Kansas Ornithological Collection. One hundred and ninety osteological specimens were measured, 23 specimens in subzero storage were measured, and 17 specimens from the University of Kansas Ornithological wet lab were measured (Appendix II). Those specimens listed without numbers were measured while they were in subzero storage awaiting processing. Due to constraints on the availability of specimens, some skin and/or ethanol specimens had only one individual available for use (e.g., for skin, the Great Egret *Ardea alba*).

A series of 38 morphologic measurements were performed on every skeletal specimen, and a series of 27 morphologic measurements were performed on specimens preserved in ethanol and subzero storage specimens (see Appendix II). Birds were separated into life-habit groups (e.g., aboreal, ground-dwelling, etc.) in order to establish morphological differences between groups, as well as streamline interpretations of variation between osteology and soft tissue. Figures 1–6 present the means and standard deviations for all combinations of species and preservation types as calculated by Minitab. A General Linear Model ANOVA for each species was conducted in Minitab to test for significant variation between the means of osteological specimens, recently dead specimens, and specimens preserved in ethanol for each species. Phalangeal length (i.e., the length of the bony phalanx) cannot be accurately measured on soft-tissue and ethanol specimens, therefore, the length of the phalangeal pad was measured instead.

Tukey and Bonferroni range tests were performed alongside the ANOVA. Tukey's range test is considered more conservative when dealing with unequal sample sizes (Dunnet, 1980), therefore, Tukey's range test was used for the breakdown of trivariable ANOVA tests (i.e., those specimens with osteological, soft tissue, and ethanol components). Tukey's range test results

were analyzed only with those examples that had three preservation types, although Tukey's range tests were performed on each species (see Appendix III).

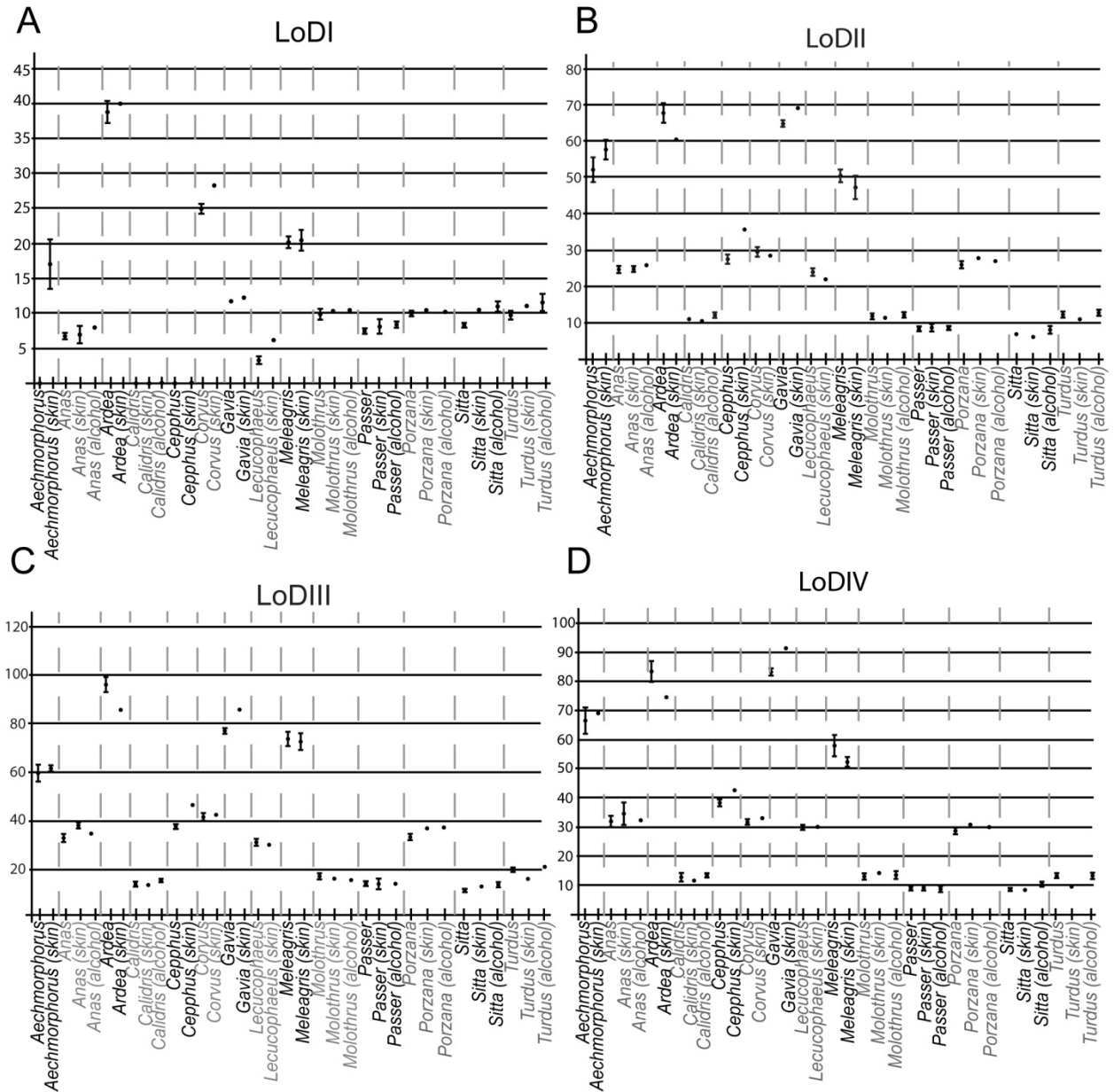


Fig. 1: Graph of ANOVA results for toe length. Dots represent the mean value, with the black bars above and below representing standard error. Where bars overlap, there is no significant difference between means. Genus name only represents osteological specimens, (skin) represents subzero storage specimens, and (alcohol) represents ethanol-preserved specimens. Dashed lines and alternating black and grey text delineate the different species used in this

study. LoDI= Length of digit one. LoDII= Length of digit two. LoDIII= Length of digit three. LoDIV= Length of digit four. A.) Length of digit one. B.) Length of digit two. C.) Length of digit three. D.) Length of digit four.

RESULTS

For the majority of measurements across many species, the variations between bone and skin were not significant ($p\text{-value} > 0.05$) (Fig. 1–6). Table 1 shows those measurements that had statistically significant results. Note that the proximal joint on all three toes is a strongly variable morphologic landmark and is often statistically significant between bone and the two soft tissue types (Fig. 2). Note also that the lengths of the phalanxes are often statistically significant between bone and soft tissue.

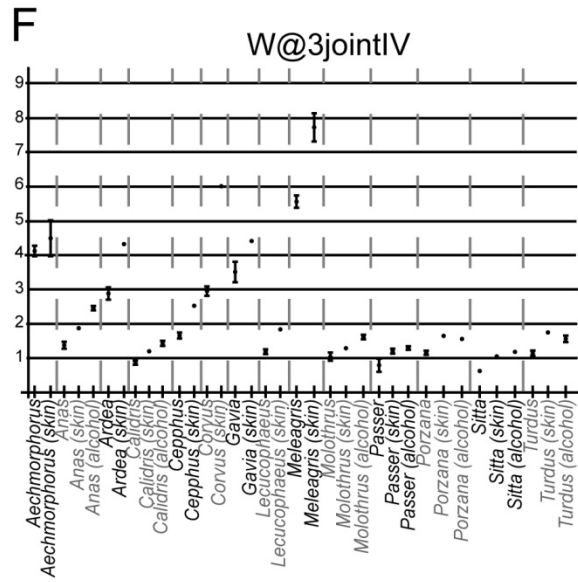
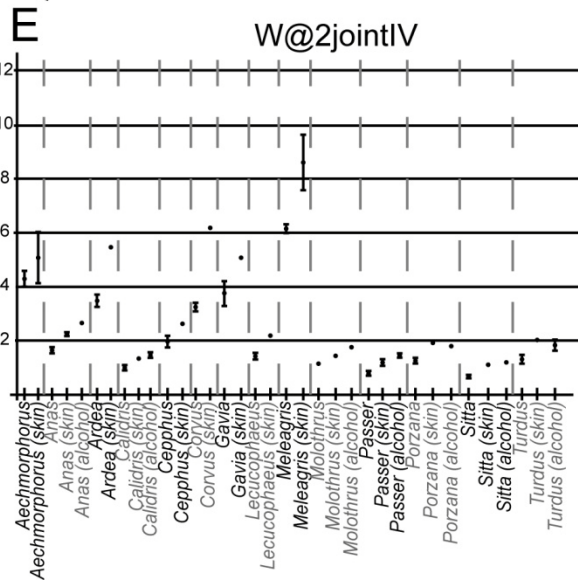
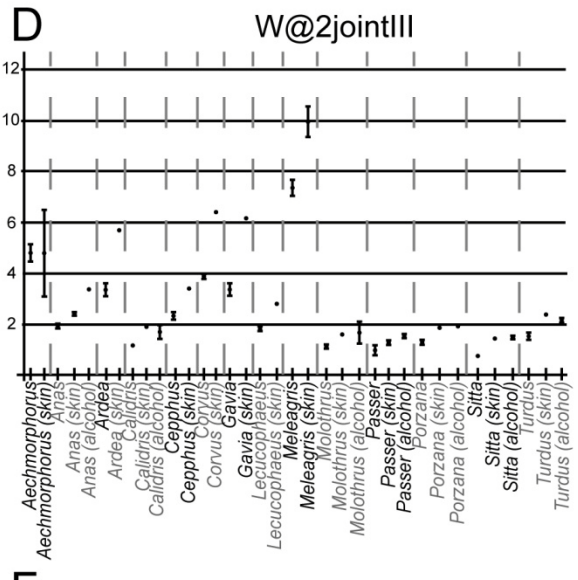
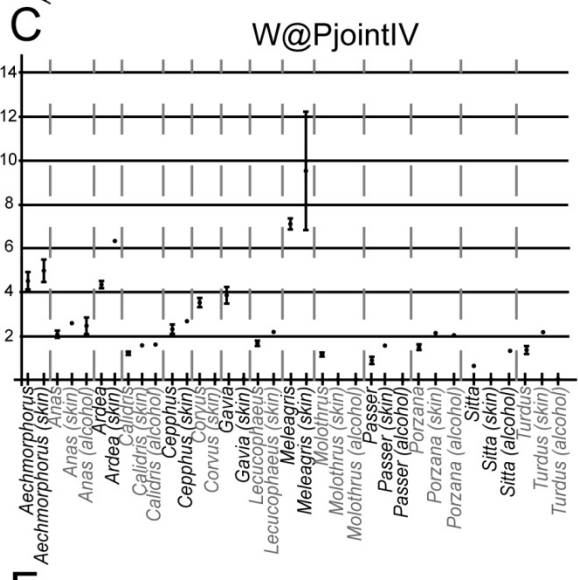
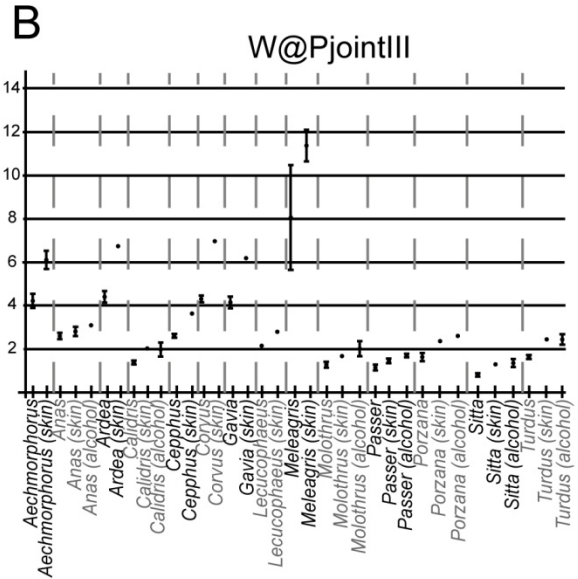
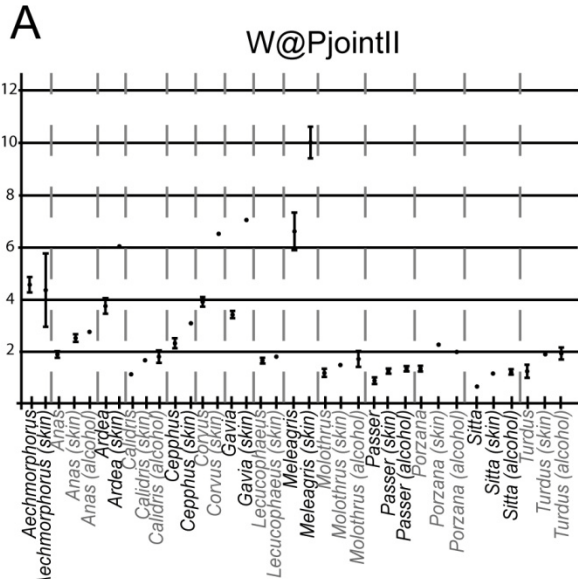


Fig. 2 (Opposite page): Graph of ANOVA results of joint width. Dots represent the mean value, with the black bars above and below representing standard error. Where bars overlap, there is no significant difference between means. Genus name only represents osteological specimens, (skin) represents subzero storage specimens, and (alcohol) represents ethanol-preserved specimens. Dashed lines and alternating black and grey text delineate the different species used in this study. W@Pjoint II= Width at the proximal joint of toe two. W@Pjoint III= Width at the proximal joint of toe three. W@Pjoint IV= Width at the proximal joint of toe four. W@2joint III= Width at the second joint of toe three W@2joint IV= Width at the second joint of toe four. W@3joint IV= Width at the third joint of toe four. A.) Width at the proximal joint of toe two. B.) Width at the proximal joint of toe three. C.) Width at the proximal joint of toe four. D.) Width at the second joint of toe three. E.) Width at the second joint of toe four. F.) Width at the third joint of toe four.

Certain species showed a markedly—although not always significantly—longer osteological toe length than soft tissue and/or ethanol-preserved toe lengths. Many of the passeriform (perching) species (e.g., *Passer*, *Molothrus*, and *Turdus*) had longer osteological toes II, III, and/or IV. For example, the average osteological length of digit III of *P. domesticus* is 14.2 mm, whereas the average soft tissue length of digit III was 14.04 mm. The average length of digit III of *P. domesticus* ethanol-preserved specimens was 14.09. Nonpasserines with an osteological toe length greater than the soft tissue length included the Great Egret (*Ardea alba*) and the Pigeon Guillemot (*Cephus columba*). *A. alba* had an osteological toe II length of 67.9 mm, osteological toe III length of 96.8 mm, and a osteological toe IV length of 83.4 mm. The soft tissue toe lengths for *A. alba* are: toe II, 60.5 mm; toe III, 85.9 mm; and toe IV, 74.6 mm (Appendix I). *C. columba* had a osteological toe II length of 27.6 mm and a soft tissue toe II length of 35.8 mm.

In *A. alba*, *Calidris alba*, and *Cephus columba*, the majority of measurements between bone and soft tissue display statistically significant differences (Table 1). In *A. alba* only six

measurements had p-values > 0.05 ; length of digit I, length of digit II, length of digit IV, foot length, length of the tarsometatarsus, and the width of the proximal end of the tarsometatarsus. In *Calidris alba*, only the length of digit III, length of digit IV, length of the tarsometatarsus, width of the tarsometatarsus at the proximal end, and width of the tarsometatarsus at the trochlea had p-values > 0.05 . In *Cephus columba*, only the width of the first and second joints of toe IV, the length of the second phalanx (or phalangeal pad) of toe II, length of the first phalanx (or phalangeal pad) of toe III, length of the third and fourth phalanges (or phalangeal pads) of toe IV, foot length, and the width of the tarsometatarsal trochlea have p-values > 0.05 .

| Measurement | Significant in |
|-------------|--|
| LoDI | <i>Corvus</i> , <i>Sitta</i> |
| LoDII | <i>Calidris</i> , <i>Cepphus</i> , <i>Corvus</i> |
| LoDIII | <i>Anas</i> , <i>Ardea</i> , <i>Cepphus</i> , <i>Gavia</i> , <i>Sitta</i> , <i>Turdus</i> |
| LoDIV | <i>Cepphus</i> , <i>Gavia</i> , <i>Sitta</i> , <i>Turdus</i> |
| W@PjointII | <i>Anas</i> , <i>Ardea</i> , <i>Calidris</i> , <i>Cepphus</i> , <i>Corvus</i> , <i>Meleagris</i> , <i>Passer</i> , <i>Porzana</i> , <i>Sitta</i> , <i>Turdus</i> |
| W@PjointIII | <i>Achemorphorus</i> , <i>Ardea</i> , <i>Calidris</i> , <i>Cepphus</i> , <i>Corvus</i> , <i>Gavia</i> , <i>Molothrus</i> , <i>Passer</i> , <i>Porzana</i> , <i>Sitta</i> , <i>Turdus</i> |
| W@PjointIV | <i>Ardea</i> , <i>Calidris</i> , <i>Porzana</i> |
| W@2jointIII | <i>Anas</i> , <i>Ardea</i> , <i>Calidris</i> , <i>Cepphus</i> , <i>Corvus</i> , <i>Gavia</i> , <i>Meleagris</i> , <i>Passer</i> , <i>Porzana</i> , <i>Sitta</i> , <i>Turdus</i> |
| W@2jointIV | <i>Anas</i> , <i>Ardea</i> , <i>Calidris</i> , <i>Corvus</i> , <i>Meleagris</i> , <i>Molothrus</i> , <i>Passer</i> , <i>Porzana</i> , <i>Sitta</i> , <i>Turdus</i> |
| W@3jointIV | <i>Anas</i> , <i>Ardea</i> , <i>Calidris</i> , <i>Cepphus</i> , <i>Corvus</i> , <i>Meleagris</i> , <i>Molothrus</i> , <i>Passer</i> , <i>Porzana</i> , <i>Sitta</i> , <i>Turdus</i> |
| LoPhI,II | <i>Achemorphorus</i> , <i>Anas</i> , <i>Ardea</i> , <i>Calidris</i> , <i>Cepphus</i> , <i>Corvus</i> , <i>Gavia</i> , <i>Meleagris</i> , <i>Molothrus</i> , <i>Passer</i> , <i>Porzana</i> , <i>Sitta</i> , <i>Turdus</i> |
| LoPhII,II | <i>Ardea</i> , <i>Calidris</i> , <i>Lecucophaeus</i> , <i>Meleagris</i> , <i>Molothrus</i> , <i>Sitta</i> , <i>Turdus</i> |

| Measurement | Significant in |
|-------------|---|
| LoPhI,III | <i>Achemorphorus</i> , <i>Anas</i> , <i>Ardea</i> , <i>Calidris</i> , <i>Corvus</i> , <i>Gavia</i> , <i>Meleagris</i> , <i>Passer</i> , <i>Porzana</i> , <i>Sitta</i> , <i>Turdus</i> |
| LoPhII,III | <i>Anas</i> , <i>Ardea</i> , <i>Calidris</i> , <i>Cepphus</i> , <i>Corvus</i> , <i>Meleagris</i> , <i>Molothrus</i> , <i>Passer</i> , <i>Porzana</i> , <i>Sitta</i> , <i>Turdus</i> |
| LoPhIII,III | <i>Ardea</i> , <i>Calidris</i> , <i>Cepphus</i> , <i>Corvus</i> , <i>Gavia</i> , <i>Molothrus</i> , <i>Passer</i> , <i>Sitta</i> , <i>Turdus</i> |
| LoPhI,IV | <i>Anas</i> , <i>Ardea</i> , <i>Calidris</i> , <i>Cepphus</i> , <i>Gavia</i> , <i>Meleagris</i> , <i>Porzana</i> , <i>Sitta</i> , <i>Turdus</i> |
| LoPhII,IV | <i>Ardea</i> , <i>Calidris</i> , <i>Cepphus</i> , <i>Gavia</i> , <i>Meleagris</i> , <i>Molothrus</i> , <i>Porzana</i> , <i>Sitta</i> , <i>Turdus</i> |
| LoPhIII,IV | <i>Achemorphorus</i> , <i>Ardea</i> , <i>Calidris</i> , <i>Corvus</i> , <i>Passer</i> , <i>Porzana</i> |
| LoPhIV,IV | <i>Ardea</i> , <i>Calidris</i> , <i>Corvus</i> , <i>Gavia</i> , <i>Meleagris</i> , <i>Molothrus</i> , <i>Porzana</i> , <i>Sitta</i> , <i>Turdus</i> |
| Foot Length | <i>Ardea</i> , <i>Calidris</i> , <i>Meleagris</i> , <i>Passer</i> , <i>Sitta</i> , <i>Turdus</i> |
| Lotmt | <i>Cepphus</i> , <i>Corvus</i> , <i>Gavia</i> , <i>Meleagris</i> , <i>Molothrus</i> , <i>Passer</i> , <i>Sitta</i> |
| Wotmt@prox | <i>Anas</i> , <i>Cepphus</i> , <i>Corvus</i> , <i>Gavia</i> , <i>Porzana</i> , <i>Sitta</i> |
| Wotmt@cond | <i>Ardea</i> , <i>Corvus</i> , <i>Sitta</i> |

Table 1: (Opposite Page) Significant p-values generated in the ANOVA. Values are grouped by morphometric measurement. LoDI= Length of digit one. LoDII= Length of digit two. LoDIII= Length of digit three. LoDIV= Length of digit four. W@Pjoint II= Width at the proximal joint of toe two. W@Pjoint III= Width at the proximal joint of toe three. W@Pjoint IV= Width at the proximal joint of toe four. W@2joint III= Width at the second joint of toe three W@2joint IV= Width at the proximal joint of toe four. W@3joint IV= Width at the third joint of toe four. LoPhI, II= Length of phalanx one, toe two. LoPhII, II= Length of phalanx two, toe two. LoPhI, III= Length of phalanx one, toe three. LoPhII, III= Length of phalanx two, toe three. LoPhIII, III= Length of phalanx three, toe three. LoPhI, IV= Length of phalanx one, toe four. LoPhII, IV= Length of phalanx two, toe four. LoPh III, IV= Length of phalanx four, toe four. Lotmt= Length of tarsometatarsus. Wotmt@prox= Width of the tarsometatarsus at the proximal end. Wotmt@cond= Width of the tarsometatarsus at the condyles (distal end). These abbreviations will remain the same throughout the paper.

For many specimens, the joint width was significantly greater in soft-tissue specimens than in osteological specimens (Fig. 2), whereas the overall toe length may not statistically vary between osteological and soft-tissue specimens (Table 1). In soft tissue specimens, distal joint width often did not vary significantly with respect to bone, however, proximal joint width did (Table 1).

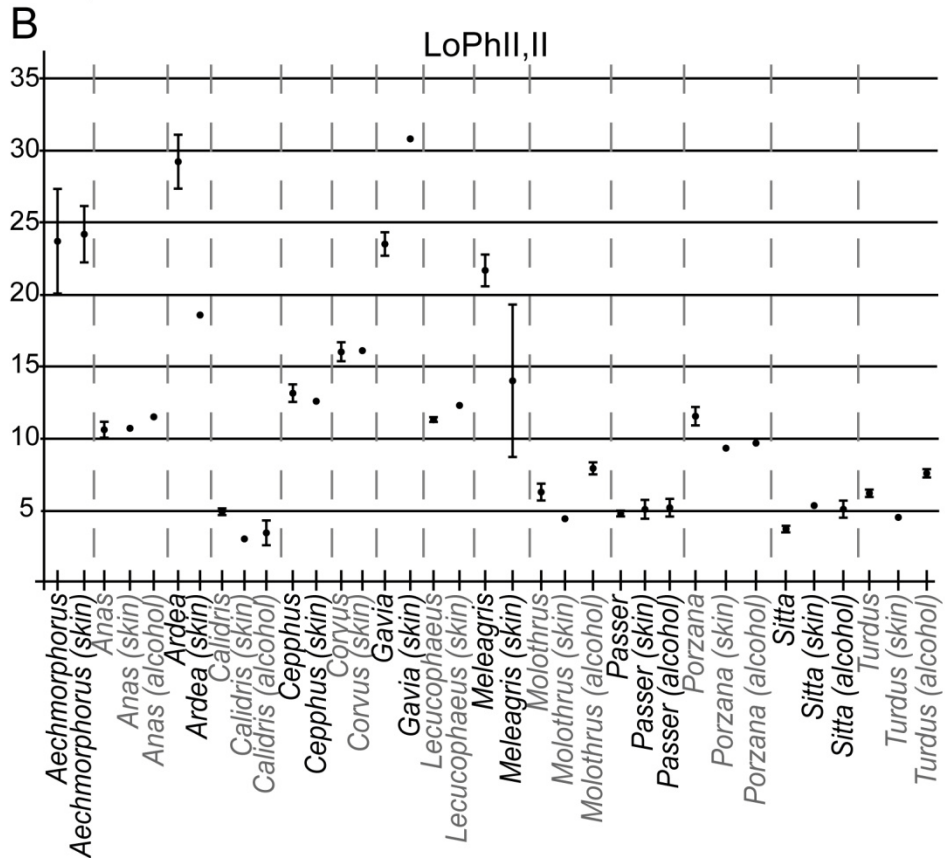
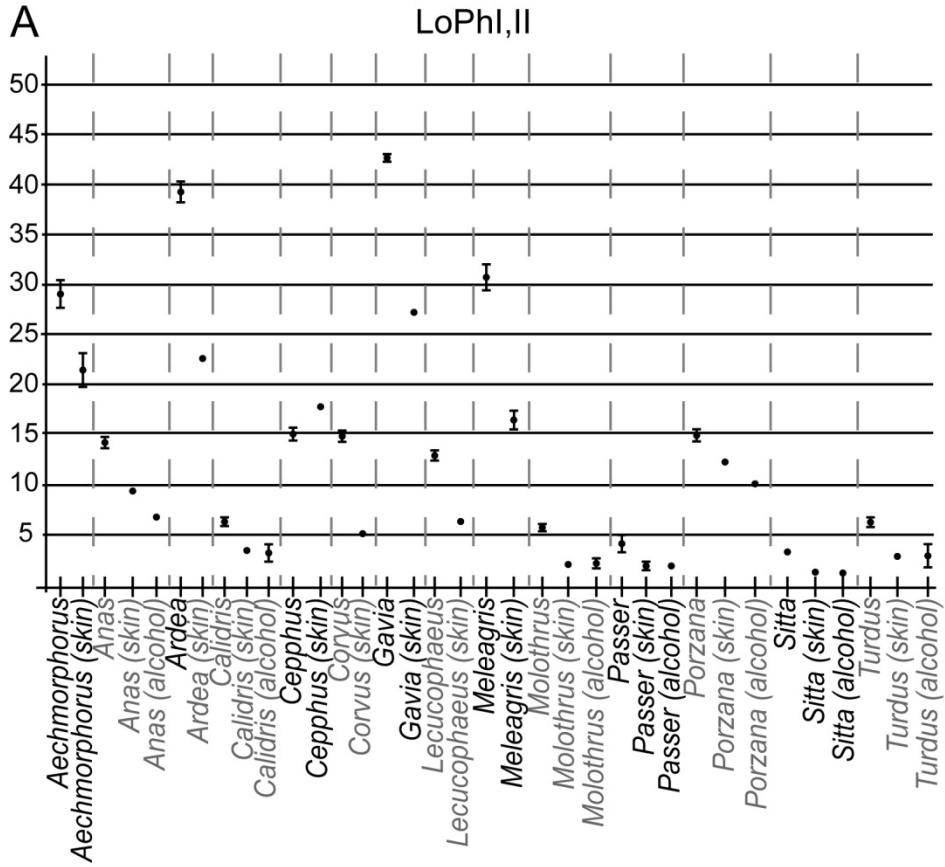


Fig. 3 (Opposite page): Graph of ANOVA results of phalanx and phalangeal pad length for digit II. Dots represent the mean value, with the black bars above and below representing standard error. Where bars overlap, there is no significant difference between means. Genus name only represents osteological specimens, (skin) represents subzero storage specimens, and (alcohol) represents ethanol-preserved specimens. Dashed lines and alternating black and grey text delineate the different species used in this study. LoPhI= Length of phalanx one. LoPhII= Length of phalanx two. A.) Length of phalanx (or phalangeal pad) one. B.) Length of phalanx (or phalangeal pad) two.

Skin and ethanol specimens did not vary significantly for the majority of measurements. In a few species, certain measurements (e.g., in *Molothrus*, the width of the proximal joint of toe IV) showed significant variation between osteological, soft tissue, and ethanol specimens (see Table 2 for a complete list). In other cases, certain measurements indicated that bone and soft tissue did not vary significantly, however, ethanol specimens did (e.g., in *Molothrus*, the length of phalanx-phalangeal pad II on digit II). In few cases, osteological specimens and ethanol specimens did not vary significantly, however, soft-tissue specimens did (e.g., in *Sitta*, the length of phalanx-phalangeal pad II on digit III). Note that these variations in statistical significance between osteological, soft tissue, and/or ethanol specimens are not necessarily constant between or within life-habitat groups, and each individual species can display any level of statistical significance between the three variables.

| <i>Aechmophorus occidentalis</i> | Osteology | Soft-tissue | Ethanol |
|----------------------------------|-----------|-------------|---------|
| LoDI | N/A | N/A | N/A |
| LoDII | A | A | N/A |
| LoDIII | A | A | N/A |
| LoDIV | A | A | N/A |
| W@PjointII | A | A | N/A |
| W@PjointIII | A | B | N/A |
| W@PjointIV | A | A | N/A |
| W@2jointIII | A | A | N/A |
| W@2jointIV | A | A | N/A |
| W@3jointIV | A | A | N/A |
| LoPhI,II | A | B | N/A |
| LoPhII,II | A | B | N/A |
| LoPhI,III | A | B | N/A |
| LoPhII,III | A | A | N/A |
| LoPhIII,III | A | A | N/A |
| LoPhI,IV | A | A | N/A |
| LoPhII,IV | A | A | N/A |
| LoPhIII,IV | A | B | N/A |
| LoPhIV,IV | A | A | N/A |
| Foot Length | A | A | N/A |
| Lotmt | A | A | N/A |
| Wotmt@prox | A | A | N/A |
| Wotmt@cond | A | A | N/A |
| <i>Anas discors</i> | Osteology | Soft-tissue | Ethanol |
| LoDI | A | A | A |
| LoDII | A | A | A |
| LoDIII | A | AB | B |
| LoDIV | A | A | A |
| W@PjointII | A | A | B |
| W@PjointIII | A | A | A |
| W@PjointIV | A | A | A |
| W@2jointIII | A | B | C |
| W@2jointIV | A | B | C |
| W@3jointIV | A | B | C |
| LoPhI,II | A | B | C |
| LoPhII,II | A | A | A |
| LoPhI,III | A | B | B |
| LoPhII,III | A | A | A |
| LoPhIII,III | A | A | A |
| LoPhI,IV | A | B | B |
| LoPhII,IV | A | A | A |
| LoPhIII,IV | A | A | A |
| LoPhIV,IV | A | A | A |
| Foot Length | A | A | A |
| Lotmt | A | A | A |

| | | | | |
|----------------------|-------------|-----|-------------|---------|
| | Wotmt@prox | A | A | B |
| | Wotmt@cond | A | A | A |
| <i>Ardea alba</i> | Osteology | | Soft-tissue | Ethanol |
| | LoDI | A | A | N/A |
| | LoDII | A | A | N/A |
| | LoDIII | A | B | N/A |
| | LoDIV | A | A | N/A |
| | W@PjointII | A | B | N/A |
| | W@PjointIII | A | B | N/A |
| | W@PjointIV | A | B | N/A |
| | W@2jointIII | A | B | N/A |
| | W@2jointIV | A | B | N/A |
| | W@3jointIV | A | B | N/A |
| | LoPhI,II | A | B | N/A |
| | LoPhII,II | A | B | N/A |
| | LoPhI,III | A | B | N/A |
| | LoPhII,III | A | B | N/A |
| | LoPhIII,III | A | B | N/A |
| | LoPhI,IV | A | B | N/A |
| | LoPhII,IV | A | B | N/A |
| | LoPhIII,IV | A | B | N/A |
| | LoPhIV,IV | A | B | N/A |
| | Foot Length | A | B | N/A |
| | Lotmt | A | A | N/A |
| | Wotmt@prox | A | A | N/A |
| | Wotmt@cond | A | B | N/A |
| <i>Calidris alba</i> | Osteology | | Soft-tissue | Ethanol |
| | LoDI | N/A | N/A | N/A |
| | LoDII | A | A | A |
| | LoDIII | A | A | A |
| | LoDIV | A | A | A |
| | W@PjointII | B | A | A |
| | W@PjointIII | B | AB | A |
| | W@PjointIV | B | A | A |
| | W@2jointIII | B | A | A |
| | W@2jointIV | B | A | A |
| | W@3jointIV | C | B | A |
| | LoPhI,II | A | B | B |
| | LoPhII,II | A | AB | B |
| | LoPhI,III | A | B | B |
| | LoPhII,III | A | B | B |
| | LoPhIII,III | A | B | B |
| | LoPhI,IV | A | AB | B |
| | LoPhII,IV | A | B | B |
| | LoPhIII,IV | A | B | B |
| | LoPhIV,IV | A | B | B |
| | Foot Length | A | A | A |

| | | | |
|------------------------|-----------|-------------|---------|
| Lotmt | A | A | A |
| Wotmt@prox | A | A | A |
| Wotmt@cond | A | A | A |
| <i>Cepphus columba</i> | Osteology | Soft-tissue | Ethanol |
| LoDI | N/A | N/A | N/A |
| LoDII | B | A | N/A |
| LoDIII | B | A | N/A |
| LoDIV | B | A | N/A |
| W@PjointII | B | A | N/A |
| W@PjointIII | B | A | N/A |
| W@PjointIV | A | A | N/A |
| W@2jointIII | B | A | N/A |
| W@2jointIV | A | A | N/A |
| W@3jointIV | B | A | N/A |
| LoPhI,II | B | A | N/A |
| LoPhII,II | A | A | N/A |
| LoPhI,III | A | A | N/A |
| LoPhII,III | A | B | N/A |
| LoPhIII,III | B | A | N/A |
| LoPhI,IV | A | B | N/A |
| LoPhII,IV | A | A | N/A |
| LoPhIII,IV | A | A | N/A |
| LoPhIV,IV | A | A | N/A |
| Foot Length | A | A | N/A |
| Lotmt | B | A | N/A |
| Wotmt@prox | B | A | N/A |
| Wotmt@cond | A | A | N/A |
| <i>Corvus corax</i> | Osteology | Soft-tissue | Ethanol |
| LoDI | B | A | N/A |
| LoDII | A | A | N/A |
| LoDIII | A | A | N/A |
| LoDIV | A | A | N/A |
| W@PjointII | B | A | N/A |
| W@PjointIII | B | A | N/A |
| W@PjointIV | N/A | N/A | N/A |
| W@2jointIII | B | A | N/A |
| W@2jointIV | B | A | N/A |
| W@3jointIV | B | A | N/A |
| LoPhI,II | A | B | N/A |
| LoPhII,II | A | A | N/A |
| LoPhI,III | A | B | N/A |
| LoPhII,III | A | B | N/A |
| LoPhIII,III | B | A | N/A |
| LoPhI,IV | N/A | N/A | N/A |
| LoPhII,IV | A | A | N/A |
| LoPhIII,IV | A | B | N/A |
| LoPhIV,IV | B | A | N/A |

| | | | |
|------------------------------|-----------|-------------|---------|
| Foot Length | A | A | N/A |
| Lotmt | B | A | N/A |
| Wotmt@prox | B | A | N/A |
| Wotmt@cond | B | A | N/A |
| <i>Gavia pacifica</i> | Osteology | Soft-tissue | Ethanol |
| LoDI | N/A | N/A | N/A |
| LoDII | N/A | N/A | N/A |
| LoDIII | B | A | N/A |
| LoDIV | B | A | N/A |
| W@PjointII | B | A | N/A |
| W@PjointIII | B | A | N/A |
| W@PjointIV | N/A | N/A | N/A |
| W@2jointIII | B | A | N/A |
| W@2jointIV | A | A | N/A |
| W@3jointIV | A | A | N/A |
| LoPhI,II | A | B | N/A |
| LoPhII,II | N/A | N/A | N/A |
| LoPhI,III | A | B | N/A |
| LoPhII,III | A | A | N/A |
| LoPhIII,III | B | A | N/A |
| LoPhI,IV | A | B | N/A |
| LoPhII,IV | A | B | N/A |
| LoPhIII,IV | A | A | N/A |
| LoPhIV,IV | B | A | N/A |
| Foot Length | A | A | N/A |
| Lotmt | B | A | N/A |
| Wotmt@prox | B | A | N/A |
| Wotmt@cond | A | A | N/A |
| <i>Lecucophaeus pipixcan</i> | Osteology | Soft-tissue | Ethanol |
| LoDI | A | A | N/A |
| LoDII | A | A | N/A |
| LoDIII | A | A | N/A |
| LoDIV | A | A | N/A |
| W@PjointII | A | A | N/A |
| W@PjointIII | A | A | N/A |
| W@PjointIV | A | A | N/A |
| W@2jointIII | A | A | N/A |
| W@2jointIV | A | A | N/A |
| W@3jointIV | A | A | N/A |
| LoPhI,II | A | A | N/A |
| LoPhII,II | B | A | N/A |
| LoPhI,III | A | A | N/A |
| LoPhII,III | A | A | N/A |
| LoPhIII,III | A | A | N/A |
| LoPhI,IV | A | A | N/A |
| LoPhII,IV | A | A | N/A |
| LoPhIII,IV | A | A | N/A |

| | | | |
|----------------------------|-----------|-------------|---------|
| LoPhIV,IV | A | A | N/A |
| Foot Length | A | A | N/A |
| Lotmt | A | A | N/A |
| Wotmt@prox | A | A | N/A |
| Wotmt@cond | A | A | N/A |
| <i>Meleagris gallopavo</i> | Osteology | Soft-tissue | Ethanol |
| LoDI | A | A | N/A |
| LoDII | A | A | N/A |
| LoDIII | A | A | N/A |
| LoDIV | A | A | N/A |
| W@PjointII | B | A | N/A |
| W@PjointIII | A | A | N/A |
| W@PjointIV | A | A | N/A |
| W@2jointIII | B | A | N/A |
| W@2jointIV | B | A | N/A |
| W@3jointIV | B | A | N/A |
| LoPhI,II | A | B | N/A |
| LoPhII,II | A | B | N/A |
| LoPhI,III | A | B | N/A |
| LoPhII,III | A | B | N/A |
| LoPhIII,III | A | A | N/A |
| LoPhI,IV | A | B | N/A |
| LoPhII,IV | A | B | N/A |
| LoPhIII,IV | A | A | N/A |
| LoPhIV,IV | B | A | N/A |
| Foot Length | A | B | N/A |
| Lotmt | A | B | N/A |
| Wotmt@prox | A | A | N/A |
| Wotmt@cond | A | A | N/A |
| <i>Molothrus ater</i> | Osteology | Soft-tissue | Ethanol |
| LoDI | A | A | A |
| LoDII | A | A | A |
| LoDIII | A | A | A |
| LoDIV | A | A | A |
| W@PjointII | A | A | A |
| W@PjointIII | B | AB | A |
| W@PjointIV | N/A | N/A | N/A |
| W@2jointIII | A | A | A |
| W@2jointIV | C | B | A |
| W@3jointIV | B | AB | A |
| LoPhI,II | A | B | B |
| LoPhII,II | B | B | A |
| LoPhI,III | N/A | N/A | N/A |
| LoPhII,III | A | A | B |
| LoPhIII,III | B | AB | A |
| LoPhI,IV | N/A | N/A | N/A |
| LoPhII,IV | A | AB | B |

| | | | |
|--------------------------|-----------|-------------|---------|
| LoPhIII,IV | A | A | A |
| LoPhIV,IV | B | AB | A |
| Foot Length | N/A | N/A | N/A |
| Lotmt | B | A | AB |
| Wotmt@prox | A | A | A |
| Wotmt@cond | A | A | A |
| <i>Passer domesticus</i> | Osteology | Soft-tissue | Ethanol |
| LoDI | A | A | A |
| LoDII | A | A | A |
| LoDIII | A | A | A |
| LoDIV | A | A | A |
| W@PjointII | B | A | A |
| W@PjointIII | C | B | A |
| W@PjointIV | N/A | N/A | N/A |
| W@2jointIII | B | B | A |
| W@2jointIV | C | B | A |
| W@3jointIV | B | A | A |
| LoPhI,II | A | B | B |
| LoPhII,II | A | A | A |
| LoPhI,III | A | B | B |
| LoPhII,III | A | AB | B |
| LoPhIII,III | B | A | AB |
| LoPhI,IV | N/A | N/A | N/A |
| LoPhII,IV | A | A | A |
| LoPhIII,IV | A | B | B |
| LoPhIV,IV | A | A | A |
| Foot Length | B | A | A |
| Lotmt | B | A | B |
| Wotmt@prox | A | A | A |
| Wotmt@cond | A | A | A |
| <i>Porzana carolina</i> | Osteology | Soft-tissue | Ethanol |
| LoDI | A | A | A |
| LoDII | A | A | A |
| LoDIII | A | A | A |
| LoDIV | A | A | A |
| W@PjointII | B | A | A |
| W@PjointIII | B | AB | A |
| W@PjointIV | B | A | A |
| W@2jointIII | B | A | A |
| W@2jointIV | B | A | A |
| W@3jointIV | B | A | A |
| LoPhI,II | A | B | B |
| LoPhII,II | A | A | A |
| LoPhI,III | A | B | C |
| LoPhII,III | A | AB | B |
| LoPhIII,III | A | A | A |
| LoPhI,IV | A | B | B |

| | | | |
|---------------------------|-----------|-------------|---------|
| LoPhII,IV | A | B | B |
| LoPhIII,IV | A | A | A |
| LoPhIV,IV | A | A | A |
| Foot Length | A | A | A |
| Lotmt | N/A | N/A | N/A |
| Wotmt@prox | B | AB | A |
| Wotmt@cond | A | A | A |
| <i>Turdus migratorius</i> | Osteology | Soft-tissue | Ethanol |
| LoDI | A | A | A |
| LoDII | A | A | A |
| LoDIII | A | B | A |
| LoDIV | A | B | A |
| W@PjointII | B | AB | A |
| W@PjointIII | B | A | A |
| W@PjointIV | N/A | N/A | N/A |
| W@2jointIII | B | A | A |
| W@2jointIV | B | A | A |
| W@3jointIV | B | A | A |
| LoPhI,II | A | B | B |
| LoPhII,II | B | C | A |
| LoPhI,III | A | B | C |
| LoPhII,III | A | B | B |
| LoPhIII,III | B | C | A |
| LoPhI,IV | A | AB | B |
| LoPhII,IV | A | AB | B |
| LoPhIII,IV | A | A | A |
| LoPhIV,IV | B | B | A |
| Foot Length | A | B | A |
| Lotmt | A | A | A |
| Wotmt@prox | A | A | A |
| Wotmt@cond | A | A | A |
| <i>Sitta canadensis</i> | Osteology | Soft-tissue | Ethanol |
| LoDI | B | A | A |
| LoDII | A | A | A |
| LoDIII | B | AB | A |
| LoDIV | B | AB | A |
| W@PjointII | B | A | A |
| W@PjointIII | B | A | A |
| W@PjointIV | N/A | N/A | N/A |
| W@2jointIII | B | A | A |
| W@2jointIV | B | A | A |
| W@3jointIV | C | B | A |
| LoPhI,II | A | B | B |
| LoPhII,II | B | A | A |
| LoPhI,III | A | A | B |
| LoPhII,III | A | B | A |
| LoPhIII,III | C | B | A |

| | | | |
|-------------|---|---|----|
| LoPhI,IV | A | B | B |
| LoPhII,IV | A | B | C |
| LoPhIII,IV | A | A | A |
| LoPhIV,IV | B | A | A |
| Foot Length | B | A | A |
| Lotmt | B | A | AB |
| Wotmt@prox | B | B | A |
| Wotmt@cond | B | A | A |

Table 2: The groups interpreted by Tukey's range test produced in Minitab. A is significantly different from B, which is significantly different from C. Any groups with AB indicates that A and B are significantly different from each other, but that the AB group overlaps both of these distributions.

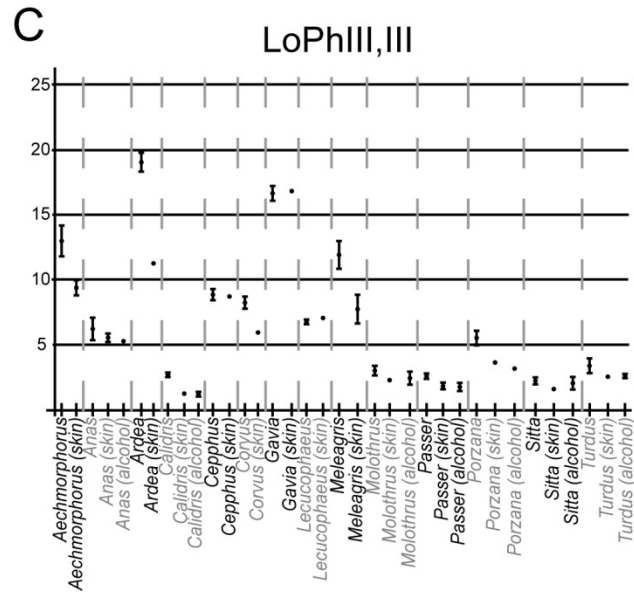
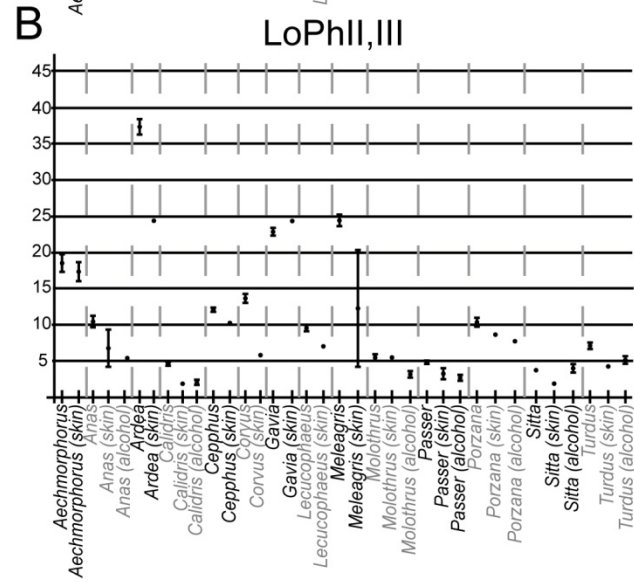
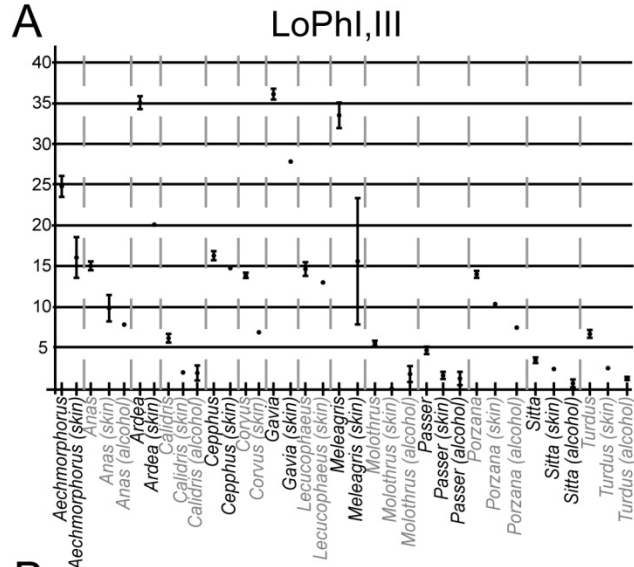


Fig. 4: (Opposite page) Graph of ANOVA results of phalanx and phalangeal pad length for digit III. Dots represent the mean value, with the black bars above and below representing standard error. Where bars overlap, there is no significant difference between means. Genus name only represents osteological specimens, (skin) represents subzero storage specimens, and (alcohol) represents ethanol-preserved specimens. Dashed lines and alternating black and grey text delineate the different species used in this study. A.) Length of phalanx (or phalangeal pad) one. B.) Length of phalanx (or phalangeal pad) two. C.) Length of phalanx (or phalangeal pad) three.

Some specimens display overlapping significance. For instance, for a test with three means, Tukey test results will give two significantly different means, however, one mean will be placed in both categories (A, B, and AB, see Appendix III). This indicates that two means appear significantly different from each other, and one of three means overlaps the ranges of standard deviation of the other two means.

The ratio of bone:skin did not provide conclusive results of correlation (Table 3). Bone:skin ratio of toe length did seem to have some correlation in passeriform birds (values 0.9–1.1), with the exception of *Turdus* (values 0.7–1.1), but only for toes I and III ($r^2=0.1336$ and $r^2=0.2697$, respectively). Toes II and IV had very low r^2 values (0.00006 and 0.0569, respectively). The width at the joints showed the strongest >1 for bone:skin ratios across all life habit groups, with only one individual (*Achemorphorus*) with values <1 . These values, however, still do not show strong correlation (e.g., width at the proximal phalanx of toe II, $r^2=0.0264$), even within a life history group (e.g., width at the proximal phalanx of toe II, Passeriformes, $r^2=0.0002$).

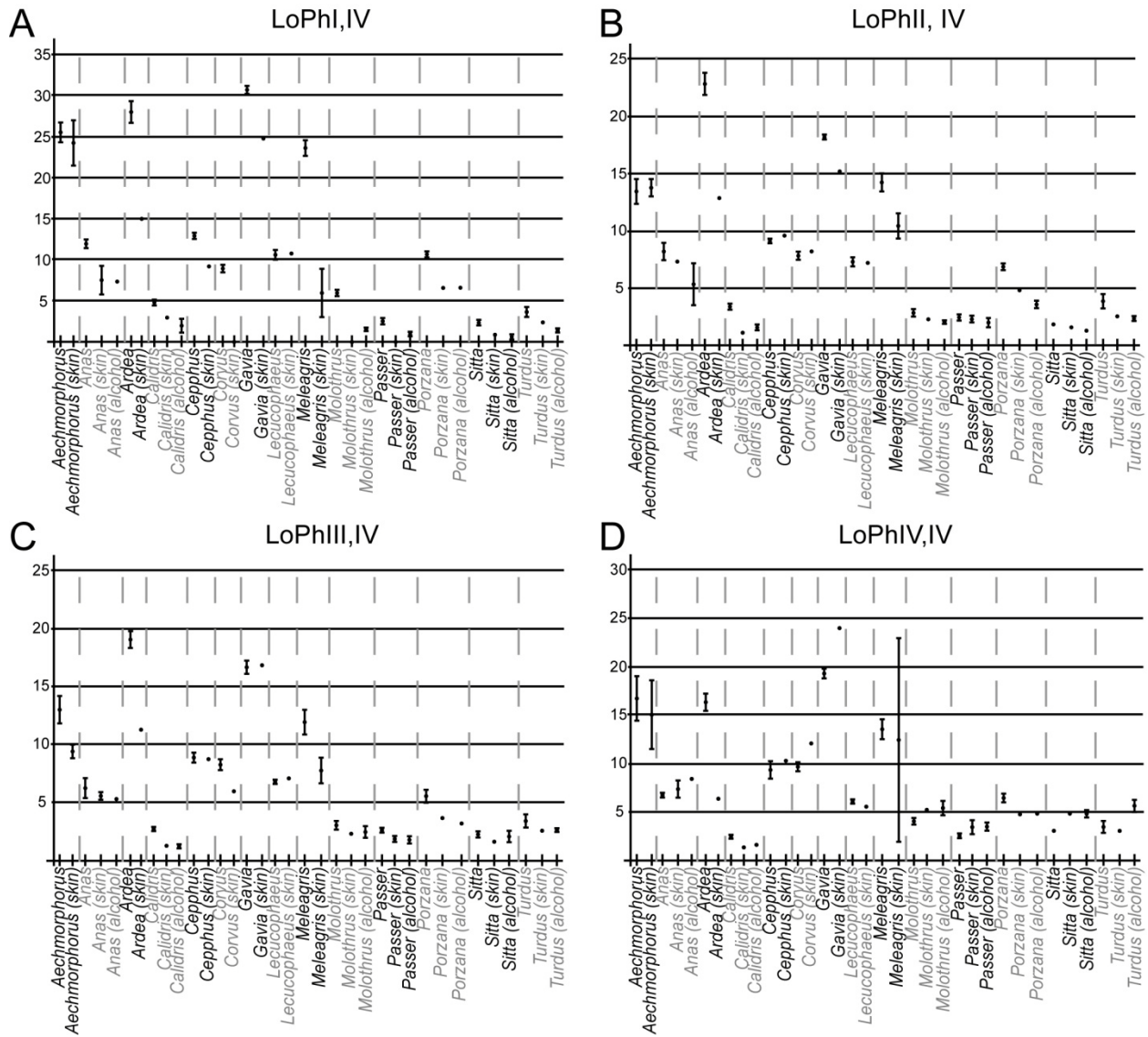


Fig. 5: Graph of ANOVA results of phalanx and phalangeal pad length for digit IV. Dots represent the mean value, with the black bars above and below representing standard error. Where bars overlap, there is no significant difference between means. Genus name only represents osteological specimens, (skin) represents subzero storage specimens, and (alcohol) represents ethanol-preserved specimens. Dashed lines and alternating black and grey text delineate the different species used in this study. A.) Length of phalanx (or phalangeal pad) one. B.) Length of phalanx (or phalangeal pad) two. C.) Length of phalanx (or phalangeal pad) three. D.) Length of phalanx (or phalangeal pad) four.

| Name | <i>Anas discors</i> | <i>Porzana</i> | <i>Calidris alba</i> | <i>Turdus</i> | <i>Molothrus</i> | <i>Passer</i> | <i>Sitta</i> |
|--------------|---------------------|----------------|----------------------|---------------|------------------|---------------|--------------|
| LoDI | 1.03030303 | 1.04674 | 0 | 1.13582778 | 1.044489383 | 1.08801 | 1.263475 |
| LoDII | 1.00404449 | 1.06928 | 0.94967276 | 0.8961171 | 0.960134993 | 1.03617 | 0.897781 |
| LoDIII | 1.15720888 | 1.10909 | 0.9733214 | 0.80944012 | 0.943741823 | 0.99083 | 1.144369 |
| LoDIV | 1.08298237 | 1.07437 | 0.9105314 | 0.72200557 | 1.09352518 | 1.01489 | 0.984 |
| W@Pjoint II | 1.32982917 | 1.68577 | 1.47045952 | 1.51888668 | 1.252609603 | 1.40947 | 1.726937 |
| W@Pjoint III | 1.08030593 | 1.44681 | 1.45974955 | 1.49090909 | 1.305019305 | 1.25894 | 1.573574 |
| W@Pjoint IV | 1.23990499 | 1.42574 | 1.29292929 | 1.58844765 | 0 | 0.28962 | 0 |
| W@2joint III | 1.24358974 | 1.43238 | 1.61684211 | 1.5483871 | 1.417943107 | 1.30326 | 1.883871 |
| W@2joint IV | 1.36048265 | 1.51969 | 1.33995037 | 1.54253308 | 1.252699784 | 1.49948 | 1.647059 |
| W@3joint IV | 1.36116152 | 1.42549 | 1.37931034 | 1.53172867 | 1.237410072 | 1.5184 | 1.686747 |
| LoPhI,II | 0.65762115 | 0.82106 | 0.53876898 | 0.44802579 | 0.34790287 | 0.44978 | 0.37037 |
| LoPhII,II | 1.01035294 | 0.80761 | 0.61538462 | 0.72903226 | 0.703541584 | 1.06095 | 1.440324 |
| LoPhI,III | 0.65461181 | 0.73958 | 0.32161616 | 0.37662821 | 0 | 0.34433 | 0.690544 |
| LoPhII,III | 0.64638237 | 0.83422 | 0.39934534 | 0.5959845 | 0.915486524 | 0.66944 | 0.496626 |
| LoPhIII,III | 1.42890579 | 0.84507 | 0.51712089 | 0.82145282 | 1.358615004 | 1.25725 | 1.403944 |
| LoPhI,IV | 0.63012552 | 0.61741 | 0.61634565 | 0.65205479 | 0 | 0 | 0.369819 |
| LoPhII,IV | 0.89341026 | 0.70315 | 0.33406593 | 0.66024406 | 0.803478261 | 0.94399 | 0.860963 |
| LoPhIII,IV | 0.89191353 | 0.65887 | 0.46494465 | 0.75128393 | 0.758450124 | 0.71081 | 0.717149 |
| LoPhIV,IV | 1.09184803 | 0.75183 | 0.55409505 | 0.88378766 | 1.28992629 | 1.34434 | 1.575365 |
| Foot Length | 1.04164062 | 1.06839 | 1.42890902 | 0.84076148 | 1.266023432 | 1.95993 | 1.208366 |
| Lotmt | 1.10992266 | 1.04911 | 1.00134486 | 0.98424606 | 1.296384585 | 0.93891 | 1.4105 |
| Wotmt@prox | 1.21232306 | 1.09777 | 0.95554081 | 1.12729426 | 1.092284418 | 0.80649 | 0.855792 |
| Wotmt@cond | 1.09242298 | 1.20611 | 1.17174515 | 1.18577075 | 1.285008237 | 1.23462 | 2.340094 |

Table 3: Bone:skin ratios calculated from the average measurements.

The ratio of ethanol:skin showed slightly better correlation overall (Table 4). Many values ranged between 0.8 and 1.1, with only one value >2 (*Turdus*, length of phalanx I, toe III) and only a few values of 0.7 and two values of 0.5 (*Turdus* and *Molothrus*, length of phalanx II, toe II). Within Passeriformes, the correlation of toe length as relates to life habitat was slightly better. Toe I had an r^2 value of 0.06, however, toe II had an r^2 value of 0.0731, toe III had an r^2 value of 0.286, and toe IV had an r^2 value of 0.045.

| Name | <i>Anas discors</i> | <i>Porzana</i> | <i>Calidris alba</i> | <i>Turdus</i> | <i>Molothrus</i> | <i>Passer</i> | <i>Sitta</i> |
|--------------|---------------------|----------------|----------------------|---------------|------------------|---------------|--------------|
| LoDI | 0.87234043 | 1.02547 | 0 | 0.95765 | 0.98381 | 0.96798 | 0.95421 |
| LoDII | 0.95775463 | 1.03033 | 0.86584362 | 0.86184 | 0.93126 | 1.00932 | 0.76267 |
| LoDIII | 1.0969549 | 0.99036 | 0.88018135 | 0.76458 | 1.039718 | 0.99645 | 0.94606 |
| LoDIV | 1.06947012 | 1.02892 | 0.86575208 | 0.72429 | 1.054399 | 1.05146 | 0.81663 |
| W@Pjoint II | 0.9133574 | 1.14 | 0.92307692 | 0.98285 | 0.867052 | 0.93358 | 0.94865 |
| W@Pjoint III | 0.90836013 | 0.9084 | 1.02341137 | 1.00136 | 0.832512 | 0.8552 | 0.9562 |
| W@Pjoint IV | 1.04819277 | 1.04854 | 0.97759674 | 0 | 0 | 0 | 0 |
| W@2joint III | 0.71533923 | 0.96907 | 1.1184466 | 1.10599 | 0.95858 | 0.83601 | 0.97333 |
| W@2joint IV | 0.84456929 | 1.0663 | 0.91216216 | 1.10469 | 0.819209 | 0.82279 | 0.92818 |
| W@3joint IV | 0.76219512 | 1.05769 | 0.83916084 | 1.1194 | 0.798762 | 0.92921 | 0.88732 |
| LoPI,II | 1.38839286 | 1.21791 | 1.07897545 | 0.97887 | 0.944844 | 0.99591 | 1.05882 |
| LoPII,II | 0.93185764 | 0.96388 | 0.87705712 | 0.59578 | 0.557026 | 0.97675 | 1.04912 |
| LoPI,III | 1.25508906 | 1.38585 | 1.03645833 | 2.03485 | 0 | 1.72622 | 3.74611 |
| LoPII,III | 1.25371747 | 1.11788 | 0.9 | 0.82563 | 1.595541 | 1.21624 | 0.46426 |
| LoPIII,III | 1.02175732 | 0.9342 | 0.73901465 | 0.62371 | 0.925843 | 1.00801 | 0.87664 |
| LoPI,IV | 1.0244898 | 0.99697 | 1.49747049 | 1.70406 | 0 | 0 | 1.45 |
| LoPII,IV | 1.36964618 | 1.34349 | 0.71101871 | 1.08135 | 1.115942 | 1.15286 | 1.21662 |
| LoPIII,IV | 1.0509434 | 1.14734 | 1.03846154 | 0.97834 | 0.936864 | 1.04466 | 0.78029 |
| LoPIV,IV | 0.87573964 | 1.0167 | 0.83877551 | 0.54321 | 0.965074 | 0.98413 | 1.00275 |
| FLw/out hal | 0.99808291 | 1.06379 | 1.02370203 | 0.78612 | 0.916895 | 0.82959 | 1.01695 |
| Lotmt | 0.98438412 | 0 | 1.03769578 | 0.98756 | 1.118232 | 0.91258 | 1.26155 |
| Wotmt@prox | 0.95789474 | 0.92308 | 0.94158675 | 1.11563 | 0.956291 | 0.78025 | 0.67286 |
| Wotmt@conc | 0.95072464 | 1.00363 | 1.06459732 | 1.02506 | 0.803296 | 0.95844 | 1.05239 |

Table 4: Ethanol:skin ratios calculated from the average measurements.

The length of the bony phalanx (Ph) was compared to the fleshy pad length (P) and treated as the same measurement. The phalangeal length in Passeriform birds was considerably more than the fleshy pad length in proximal phalanxes (e.g. toe II, phalanx I, average ratio of bone:skin 2.6), whereas wading birds and shorebirds had proximal phalanxes that were relatively smaller but still longer than the fleshy pad (e.g. toe II, phalanx I, average bone:skin ratio 1.6). Webbed-footed birds showed high variation in their proximal phalangeal bone:skin ratio, with the smallest being 0.846 in *Cepphus* (toe II, phalanx I), and the largest being 3.96 in *Meleagris*

(toe IV, phalanx I). This trend is mostly reversed in more distal phalanxes, especially in those of the shorebird *Calidris alba* (Table 3).

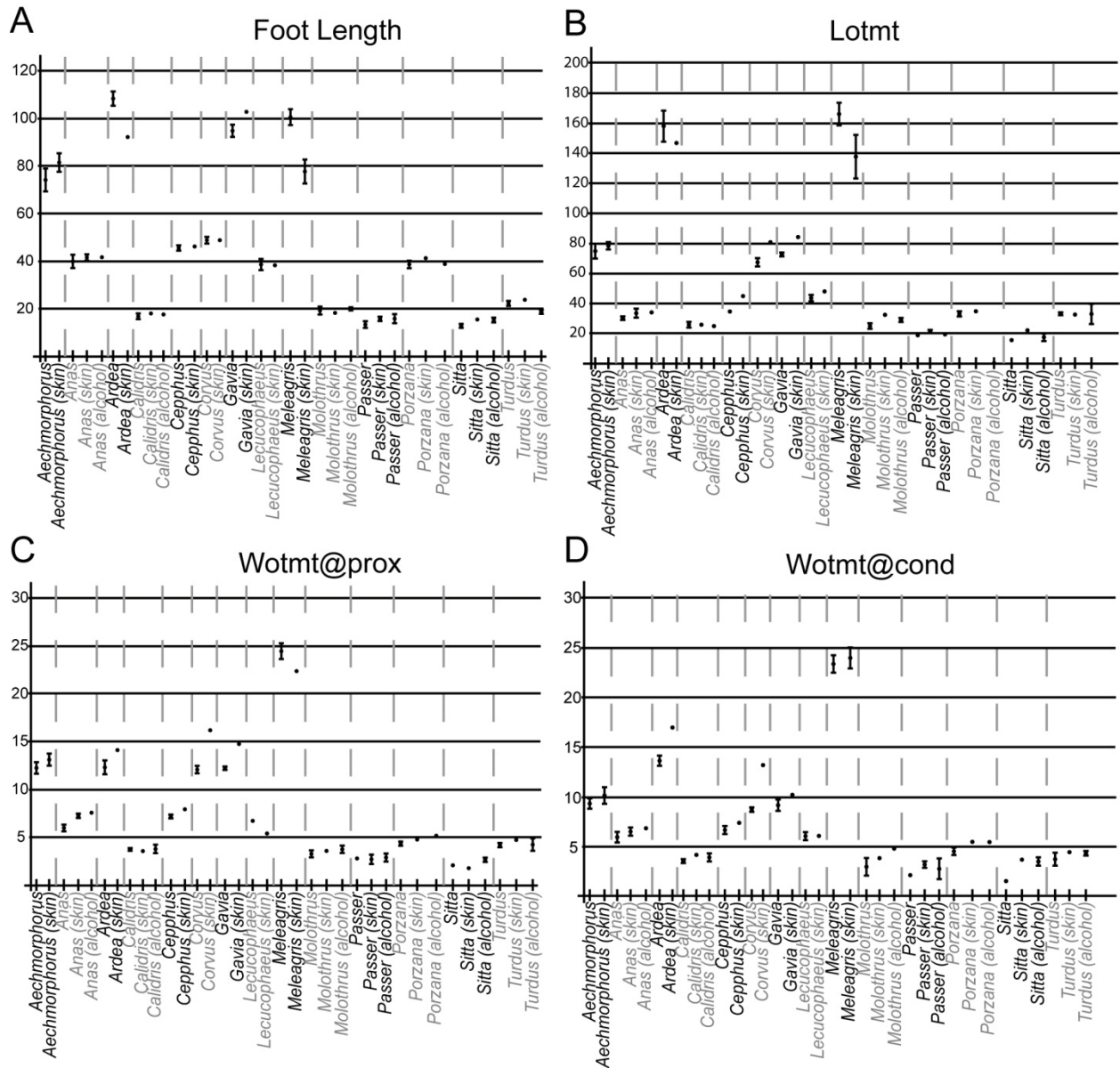


Fig. 6: Graph of the ANOVA results of foot length and the three tmt measurements. Dots represent the mean value, with the black bars above and below representing standard error. Where bars overlap, there is no significant difference between means. Genus name only represents osteological specimens, (skin) represents subzero storage specimens, and (alcohol) represents ethanol-preserved specimens. Dashed lines and alternating black and grey text delineate the different species used in this study. A.) Foot length. B.) Length of the tarsometatarsus. C.) Width of the tarsometatarsus at the proximal end. D.) Width of the tarsometatarsus at the distal condyles.

DISCUSSION

What is significant?

Few measurements were statistically significant across multiple life-habitat groups. The width at the proximal joint of toe II was significant for 10 of 14 species, with the exceptions being *Lecucophaeus pipixcan*, *Aechmophorus occidentalis*, *Gavia pacifica*, and *Molothrus ater* (Table 1). The length of toe II, however, was only significant for 3 of 14 species—*Corvus corax*, *Cepphus columba*, and *Sitta canadensis*. Similarly, the length of toe III was significant only in 6 of 14 species, whereas the width of the proximal joint was significant in 11 of 14 species. The width at the second (more distal) joint was also significant for 11 of 14 species. Ten of the 14 species have significant p-values for both the width at the proximal joint and second joint of toe III; *Aechmophorus occidentalis* has a significant p-value only for the proximal joint, *Meleagris gallopavo* has a significant p-value only for the second joint, the remaining two species do not have significant p-values for either measurement. The fourth toe shows a similar trend, with 4 of 14 species showing significant difference in the length of toe IV between bone and skin. When the width at the joints is examined, the proximal joint shows only 3 of 14 significantly different—this is because passeriform birds nearly incorporate the proximal joint into the metatarsal pad (Fig. 7), which makes the joint impossible to measure accurately. This measurement was, therefore, discarded in passeriform birds. The width at the second joint shows 11 of 14 species with a significant p-value, which is identical to the distal-most third joint. This indicates that the width at the joints is a fairly reliably stable and significant difference between bone and skin. Joint width, therefore, is an important parameter to measure when reconstructing the soft tissues of birds from their osteology.

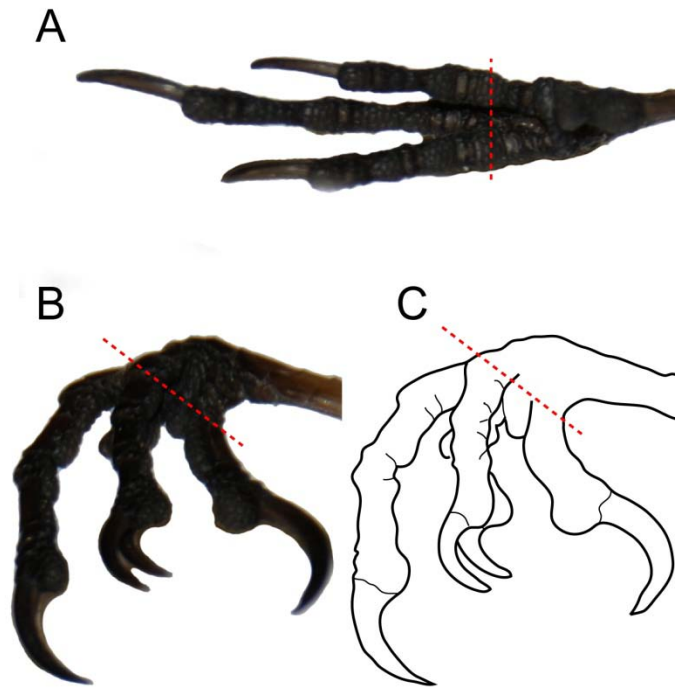


Fig. 7: Photo and line drawing of a passeriform foot showing the incorporation of the proximal phalanges/joints into the metatarsal pad. A.) Ventral view of the foot. Dashed line is the approximate demarcation of the metatarsal pad. B.) Lateral view of the foot. Dashed line is the approximate demarcation of the metatarsal pad. Note that almost all of phalanx I, toe IV is incorporated into the metatarsal pad. C.) Line drawing of the lateral view of the foot.

Comparison of phalangeal length to phalangeal pad length indicates most species show significant variation between the length of the phalanx itself and the length of the phalangeal pad. In general the more proximal phalangeal pads are more often significantly different (Table 1), however, this is not always the case (e.g., length of phalanx-pad IV, toe IV). The phalangeal pad is almost always shorter than the underlying bone. A few noticeable exceptions to the rule are *Cephus columbus* (Phalanx I, digit II) and some passeriform birds at the distal phalanges (see Fig. 3).

Some values that may be significant are missing from Table 1 because the phalangeal pad was not measurable in some individuals (<1–2 mm long), especially with the proximal phalangeal pad on digit IV. This is due to the tendency of passeriform birds to incorporate much of or the entire proximal phalanx of the fourth toe into the metatarsal pad. This results in a highly reduced or absent (in extreme cases) proximal phalangeal pad for the fourth toe, which may be related to life habit, taxonomy, or both.

Why are the toe length values not significant but joint width is?

Toe lengths of many individuals, especially passeriform birds, are not statistically significant between bone, skin, and ethanol. Birds, in general, do not have enough soft tissue between bones to make any significant difference in toe length. As long as the unguis (i.e., claw) is disregarded, the soft-tissue toe lengths are not significantly different than the osteological toe lengths.

Joint width, on the other hand, is often statistically significant. Even in birds that have relatively thin toes without large fleshy pads and minimal soft tissue on the feet (e.g., webbed-footed birds, waders), the proximal joints are significantly different. In most species the width of the distal joints is also significant.

The myology of the bird foot is extremely simple. There is a very small relative amount of soft tissue (Vanden Berge and Zweers, 1993). Only ten muscles, most of which are ligamentous in form, are known from the feet (Table 5). Of these ten, two are absent in most groups of birds (Vanden Berge and Zweers, 1993). Tendons are found on the ventral side of the foot. Each tendon splits into multiple branches that runs below each toe, and attaches onto certain phalanxes (see e.g. Vanden Berge and Zweers, 1993, fig. 6.16, 6.18). The positioning of

this attachment is likely what gives a joint its significantly fleshy morphology. According to Baumel et al. (1993), the distal portion of the ligamentous *M. flexor digitus longus* and the *M. flexor hallucis* insert on the proximal portion of each phalanx. On the dorsal side of the foot, the *M. extensor digitus longus* broadens and inserts on the distal portion of the proximal phalanx and the proximal portion of the distal phalanx, covering the joint area (e.g., Hudson et al., 1959; Berman and Raikow, 1982). This broadening of the *M. extensor digitus longus* is likely another defining factor in the significant difference between the osteological joint width and the soft-tissue joint width.

| Muscle name | Origin | Insertion |
|--|---|---|
| M. flexor perforans et perforati digit II et III; M. flexor perforati digit IV | Variable defining characteristic for taxa | Variable defining characteristic for taxa |
| M flexor hallucis longus | May have multiple origins | Tuberculum flexorium on the phalanx |
| M. flexor digitum longus | May have multiple origins | Tuberculum flexorium on the phalanx |
| M. extensor hallicus longus | Variable | Variable |
| M. flexor hallicus brevis | Shaft of the tarsometarsus | N/A |
| M. adductor et abductor digiti II | Medial side of distal half of tarsometarsus | Base of proximal phalanx |
| M. extensor proprius digiti III | Rare and irregular outside of ratites | Rare and irregular outside of ratites |
| M. extensor proprius et brevis digiti IV | Variable | Variable |
| M. adductor digiti IV | Variable; minute | Variable; minute |
| M. abductor digiti IV | Absent in most birds | Absent in most birds |

Table 5: Muscles known from the foot of birds. All information is taken from Vanden Burge and Zweers (1993).

Several birds, especially passeriforms, show slightly longer osteological toe lengths than soft-tissue toe lengths (Fig. 1), however, this difference is rarely significant (Table 1). The explanation behind this is that many passeriforms have a relatively large and fleshy metatarsal pad in comparison to wading, webbed-footed, and some ground birds (Fig. 8). They have incorporated portions of their proximal phalanxes—or, in the case of the fourth toe, the majority

or entirety of their proximal phalanx—into the metatarsal pad. This is certainly reflected in their trackways as low angles of divarication (Falk et al., 2011). This effect likely increases the power and ease of gripping branches. The incorporation of portions of phalanxes into the metatarsal pad, however, results in the difficulty of measuring the total toe length. In many cases, the entire osteological toe is not measured. This result may be slightly mediated by the incorporation of a portion of the bony ungual into the apparent (soft-tissue) toe length.




Fig. 8: Photographs of the fleshy pads of the feet of modern birds. A.) A shorebird, *Calidris*. B.) A ground bird, the Prairie Chicken, *Tympanuchus cupido*. C.) A lobed-footed bird, Western Grebe, *Acheomorphus occidentalis*. D.)

A webbed-footed bird, Franklin's Gull, *Leucophaeus pipixcan*. E.) A perching bird, white-breasted nuthatch, *Sitta carolinensis*.

The bony ungual and the keratinous claw sheaths were not included in this study. If the keratinous claw sheath was to be included in the soft tissue toe length, then the soft tissue toe length may be considered significantly different from the osteological toe length. Since claw impressions, however, are not always preserved in the trace fossil record, claw length was not included in this study.

Influences on variation

Three variables influence the difference between osteology and soft tissue: 1) the presence or absence of extra skin around the toes—i.e., lobing or webbing; 2) the life habitat and/or morphology of the specific bird (e.g., perching, shorebird); 3) in rare cases, the type of preservation of the specimen being measured (i.e., ethanol vs. subzero storage). All specimens are fixed (preserved) with 10% formaldehyde immediately after collection, but are transferred to ethanol for long-term storage (M. Robbins, pers comm). Ethanol, however, has not always been used as a long-term storage preservative.

The presence or absence of webbing or lobing is a significant factor in foot morphology. Webbed- and lobed-footed birds seem to have less flesh on the toe than other species, and do not seem to possess real pads. The width at the joint is significantly different for 2 of the 3 webbed-footed birds in this study, with the only exception being the distal-most joint of toe IV, in which all three species are significantly different. The only significantly different joint width in *Aechmophorus*, the lobed-footed bird measured, is the proximal joint of toe III. The variation between the width of the osteological joint and the fleshy joint does not seem to be standard; in

some instances there is only a relatively small amount of difference, whereas in others there is a relatively large amount of difference (Fig. 2).

Life-habit and morphology also influences the variation of the toes, mainly in the differences between phalangeal pad length and osteological phalanx length. The relative length, fleshiness, and even the presence or absence of phalangeal pads is largely dependent on which type of life habitat to which the bird belongs. Webbed- and lobed-footed birds often lack true phalangeal pads, maintaining instead a simple covering of scales with fold lines demarcating areas of movement (Fig. 8A, B). Wading birds and shorebirds have more clearly defined pads, but lack the fleshy bumps seen on the feet of ground birds and perching birds (Fig. 8C–E). Waders, shorebirds, and ground birds all have reduced phalangeal pads with expanded interphalangeal pads, whereas perching birds have expanded phalangeal pads and reduced or absent interphalangeal pads. Birds with expanded interphalangeal pads have no need to grasp branches—they are often awkward and ungainly when grasping branches (Falk et al., 2011, fig. 8). Expanded interphalangeal pads may increase the surface area of the toe, allowing for better weight distribution when moving across soft media. Perching birds, however, rely on the grasping ability of their feet more than do shorebirds and other ground-dwelling and water-margin birds; thus, freely flexing and tightly gripping toes are a necessity. A large pad between the phalanges, covering the joint, would greatly inhibit flexion and prevent grasping.

In general, the proximal phalangeal pads are the most significantly different from the phalanges (Appendix II). In two well-studied examples (*Calidris alba* and *Passer domesticus*) from two different life habitats (shorebird and perching bird, respectively) the p-values of the proximal pads were often <0.001 (Appendix II). The p-value tends to increase distally for *Passer*. The p-value in *Calidris* remains relatively the same, usually <0.02 . This indicates that in

perching birds the relative length of the pad tends to increase distally. The p-value for the distal most pad of toe IV is significant in *Turdus* and *Sitta* because the pad is significantly longer than the bony phalanx; in *Passer* this difference is not significant. Proximal pads are significantly shorter in perching birds for two reasons: 1) Some portion of the proximal phalanx is incorporated into the metatarsal pad, limiting the amount of space between the metatarsal pad and proximal joint that could be occupied by a pad, and 2) smaller proximal pads likely facilitate easier grasping, just as small or absent interphalangeal pads facilitate grasping.

The relative fleshiness of the pad also varies between life-habitat groups. Ground birds and perching birds have very fleshy pads, whereas waders and shorebirds tend to lack a fleshy protrusion. This could be a matter of surface tension response—the fleshy pad is more likely to punch through the surface of muddy sediment, which would result in the bird being more likely to sink. A more level surface, however, would result in a bird that would be less likely to break the surface layer of mud.

Sources of Error

The soft-tissue, and, to a lesser extent, the ethanol-preserved specimens used in this study were limited in number. This is due to two main issues: 1) the wet lab size bias and 2) subzero storage bias. The wet lab size bias refers to the fact that large birds do not fit in small jars. There is a limited amount of storage space in any wet lab, and fewer numbers of large-bodied birds (e.g., *Meleagris* and *Ardea*) are preserved. Subzero storage is limited by whatever birds have recently been collected, whether by active collection (e.g., hunting) or scavenge collecting (e.g., window kills). Birds are not actively stored in subzero storage in most institutions—rather it is temporary storage before the birds are prepared, either as osteological specimens or taxidermied

skin specimens. This small sample size may cause an overabundance of significantly different variables, however, the individuals in this study were mainly from the same geographic area, which would lessen the impact of body size variation.

The combination of these two biases often results in small sample size. A notable exception in this study is the European House Sparrow (*Passer domesticus*), which has been the focus of a large collection project at the University of Kansas (Johnson and Selander, 1973 and references therein). The issue of small sample size in most species in this study, however, suggests that not all significant variation seen across osteological, subzero, and ethanol specimens may be truly significant. Significant differences may, in some cases, be a result of body size variation across a species that is only apparent due to small sample size.

Some species show radical differences in certain measurements that are not reflected in other species, even in the same or similar life habitat. Two specific examples are *Meleagris gallopavo* and *Ardea alba*. Some measurements taken on *Meleagris* skin specimens, for example, show standard deviation and error bars far larger than recorded for any other specimen (Fig. 3, Appendix I). This could be due to sexual size dimorphism—male wild turkeys are significantly larger than females. Male and female osteological specimens were measured, however, and did not show the same amount of difference (Fig. 3), although overall the osteological measurements did show greater variation than many other species. The variation between soft-tissue specimens may also be indicative that one of the specimens measured was a juvenile and one was an adult. *Ardea* shows a similar situation; the majority of the measurements show skin as significantly smaller than bone, some by a large margin (Fig. 1–6). This is likely due to measuring a subadult specimen. Many subadult or first winter plumages of birds look similar to adult plumages or adult wintering or nonbreeding plumages (e.g., Sibley, 2000), which may make identifying

subadult specimens from adult specimens—without dissection or observation of osteological features (e.g., tarsometatarsal fusion)—difficult or impossible.

Sources of error also arise based on the type of foot morphology measured. One of the difficulties in measuring the width of webbed- and lobed-footed toes is determining where, exactly, the joint ends (Fig. 8). The demarcation of the lateral edges of the joint is not always clear, and when it is, there may be difficulty in performing accurate measurements. The webbing does not allow actual measurement of the joint at its widest point (the midpoint of the bone itself), which may influence the data collected. Difficulty in manipulation of the toes may also result in toe rotation or other sources of data error.

In some cases (e.g., *Sitta*) ethanol specimens are significantly different than skin specimens in regard to pad length which is contra to the majority of results shown. Many of these specimens predate the ethanol storage requirement and were originally preserved in formaldehyde. Studies describing the differences in wet lab tissue preservation have mostly focused on stable isotope or molecular studies (e.g., Sarakinos et al., 2002; Nagy, 2010). Kristoffersen and Salvanes (1998) examined ethanol and formaldehyde storage in fish and fish otoliths. They found that body weight loss was higher in ethanol, and ethanol tended to be slightly acidic, and could etch the surface of otoliths, however, length of either type of specimen did not significantly decrease (Kristoffersen and Salvanes, 1998). Specimens preserved in formaldehyde also lose flexibility in the feet, making accurate measurements difficult. Any significant variation between ethanol and soft tissue specimens may, therefore, be attributed to: 1) age of the specimen (i.e., how long it has been in wet lab storage); or 2) original type of preservation, whether it was formaldehyde or ethanol. If the flexibility of the foot is lost, the pad may lose its elasticity and remain compressed. A second possibility is that weight loss indicates

water loss, suggesting the flesh itself undergoes shrinkage; however, that is difficult to interpret, as there is no evidence of length change reported previously (Kristoffersen and Salvanes, 1998).

Retrodicting soft tissue and tracks of fossil birds: can it be done?

Certain trends can be observed within life habitat groups (Fig. 1—4), however, the trends are difficult or impossible to correlate across all life-habitat groups. This result indicates that the feet of birds are too widely variable to draw widespread conclusions in regards to soft-tissue reconstructions. Birds are strongly limited by the adaptations necessary for flight—one of the few relatively plastic body parts on a bird is, in fact, the feet. The feet, therefore, are one of the most highly variable structures across class Aves, although they are highly conserved within some groups (e.g., Passeriformes). Any soft-tissue reconstruction would first need to be narrowed down to a life habit group based on osteology, and perhaps whole-body anatomy, if necessary. After that, certain steps can be taken to retrodict the gross anatomy of the foot—e.g., fleshiness of pads, relative length of phalangeal and interphalangeal pads, etc.

Retrodicting trace fossils from body fossils is a difficult task that has rarely been performed (e.g., Fortey and Seilacher, 1997) and has only been performed once in avian traces (Li et al., 2011). The most common single-track measurements used in fossil bird track research are toe length, foot length, foot width, and angle of divarication. Toe length and foot length can both be derived from osteological specimens with relative consistency (Fig. 9) and can, therefore, be reconstructed. Foot width cannot be accurately reconstructed from osteology; however, angle of divarication can be retrodicted from the arc angle of the trochlea of the tarsometatarsus (Falk et al., 2011). This may allow for foot width to be reconstructed based on the estimated angle of divarication and toe length. Toe length can be retrodicted directly from osteology, as soft-tissue

toe lengths are often not significantly different (Table 1) and, therefore, any tracks produced by fossil birds can be retrodicted directly from the available anatomy. The width of toes from tracks has been collected (see Chapter 1, Appendix I), however, the media consistency (i.e., grain size and moisture content) can have a strong influence on the toe widths of a track (see Chapter 5). Soft-tissue reconstructions are not necessary in order to retrodict the tracks of fossil birds, based on the measurements important for track reconstruction (i.e., toe length and foot length).

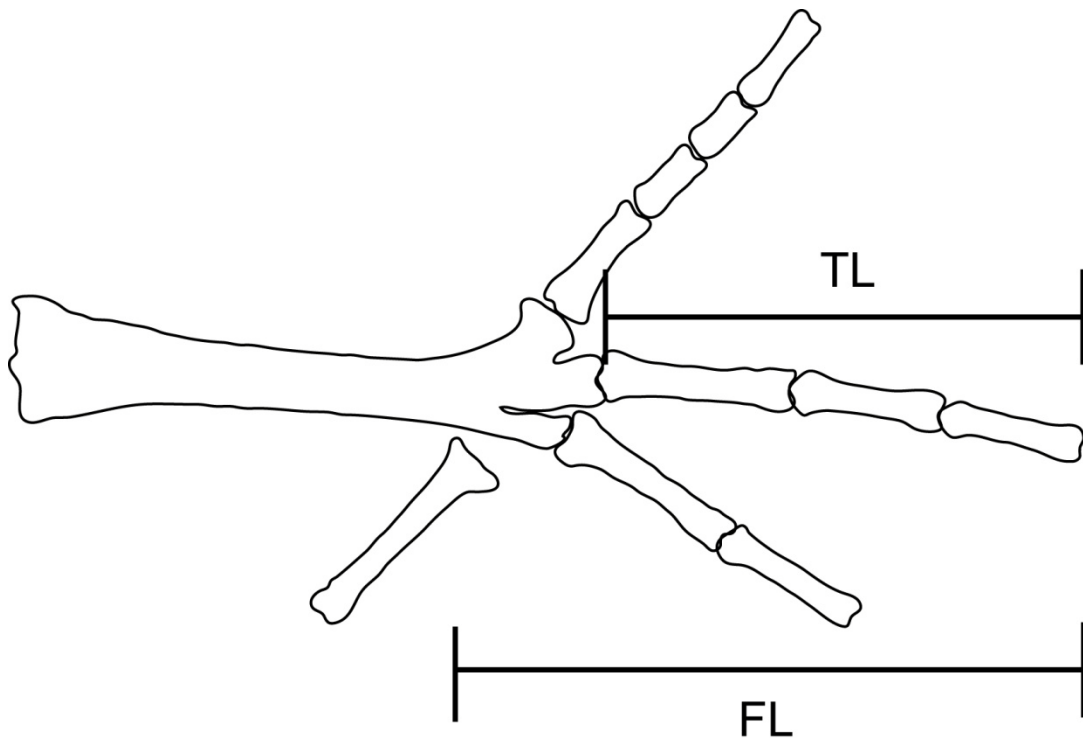


Fig. 9: How to measure toe length and foot length on modern bird osteological specimens. Note that this specimen was disarticulated and has been reconstructed.

CONCLUSIONS

This is the first study to compare the foot morphometrics among osteological, subzero, and ethanol-preserved avian specimens. Previous studies have examined shrinkage rates in museum skins, or various properties of ethanol and formaldehyde preservation, but never

combining all three into a integrated study. The length of the toes between osteological, subzero, and ethanol specimens was rarely significantly different, and significant differences may be due to comparing subadult soft-tissue and/or ethanol specimens to adult osteological specimens. The width of the joints, however, are significantly different in many species, especially the more proximal joints, and is likely due to tendons surrounding the joint surface. Webbing or lobing increases the likelihood of error during measuring and may also impact joint width. Phalanx length and phalangeal pad length are significantly different across most life-habitat groups, especially shorebirds, waders, ground birds, and perching birds. Shorebirds and waders tend to exhibit a decrease in the fleshiness of their phalangeal pads, and reduce the phalangeal pad itself while increasing the size of the interphalangeal pad. Perching birds, however, exhibit a strong reduction or elimination of the interphalangeal pad and an increased length of the phalangeal pad. Perching and ground birds tend to have fleshier pads than those of waders and shorebirds, which is likely an adaptation for walking across soft media. Osteology and soft tissue morphology can be related, but a broad, sweeping correlation across all life-habitat groups is difficult to establish. When attempting to reconstruct soft tissue in fossil birds, the best methodology is to determine which life-habitat group it belongs to based on osteology, and then begin the reconstruction based on the parameters for that particular group.

REFERENCES

- BEGON, M., TOWNSEND, C. R., AND HARPER, J. L., 2006, *Ecology: From Individuals to Ecosystems*, 4th Edition: Wiley-Blackwell, New Jersey, 752 pp.
- BERMAN, S. L., AND RAIKOW, R. J., 1982, The hindlimb musculature of mousebirds: *The Auk*, v. 99(1), p. 41-57.

- COHEN, A., LOCKLEY, M. G., HALFPENNY, J., MICHEL, A. E., 1991, Modern vertebrate track taphonomy at Lake Manyara, Tanzania: *Ichnos*, v. 6, p. 371-389.
- DUNNET, C. W., 1980, Pairwise Multiple Comparisons in the Homogeneous Variance, Unequal Sample Size Case: *Journal of the American Statistical Association*, v. 75(372), p. 789-795.
- EKDALE, A.A., BROMLEY, R.G., AND PEMBERTON, S.G., 1984. Ichnology: the use of trace fossils in sedimentology and stratigraphy: *SEPM Short Course 15*, 1-317.
- ELBROCH, M., AND MARKS, E., 2001, *Bird Tracks and Sign: A Guide to North American Species*: Stackpole Books, Mechanicsburg, Pennsylvania, 456 p.
- ENGELMOER, M., ROSELAAR, C. S., NIEBOER, E., AND BOERE, G. C., 1993, Biometrics in waders: *Wader Study Group Bulletin*, v. 69, p. 98-101.
- FALK, A. R., MARTIN, L.D., AND HASIOTIS, S. T., 2011, A morphologic criterion to distinguish bird tracks: *Journal of Ornithology*, v. 152, p. 701-716.
- FALKINGHAM, P. L., BATES, K. T., MARGETTS, L., AND MANNING, P. L., 2011, The 'Goldilocks' effect: preservation bias in vertebrate track assemblages: *Journal of the Royal Society Interface*, v. 8, p. 1142-1154.
- FORTEY, R. A, AND SEILACHER, A., 1997, The trace fossil *Cruziana semiplicata* and the trilobite that made it: *Lethaia*, v. 30, p. 105-112.
- FJELDSA, J., 1980, Post mortem changes in measurements of grebes: *Bulletin of the British Ornithologists' Club*, v. 100, p. 151-154.
- GREENWOOD, J. C., 1979, Post-mortem shrinkage of Dunlin *Calidris alpina* skins: *Bulletin of the British Ornithologists' Club*, v. 99(4), p. 143-145.

- HASIOTIS, S. T., AND MITCHELL, C. E., 1993, A comparison of crayfish burrow morphologies: Triassic and Holocene fossil, paleo- and neoichnological evidence, and the identification of their burrowing signatures: *Ichnos*, v. 2, p. 291-314.
- HUDSON, G. E., LANZILLOTTIE, P. J., AND EDWARDS, G. D., 1959, Muscles of the pelvic limb in Galliform birds: *American Midland Naturalist*, v. 61(1), p. 1-67.
- JOHNSON, R. F., AND SELANDER, R. K., 1973, Evolution in the House Sparrow: III: Variation in size and sexual dimorphism in Europe and North and South America: *The American Naturalist*, v. 107(955), p. 373-390.
- KRISTOFFERSEN, J. B., AND SALVANES, A. G. V., 1998, Effects of formaldehyde and ethanol preservation on body and otoliths of *Maurolicus muelleri* and *Benthoosema glaciale*: *Sarsia*, v. 82, p. 95-102.
- KUCZYNSKI, L., TRYJANOWSKI, P., ANTCZAK, M., SKORACKI, M., AND HROMADA, M., 2003, Repeatability of measurements and shrinkage after skinning: the case of the Great Grey Shrike *Lanius excubitor*: *Bonner zoologische Beiträge*, v. 51(2/3), p. 127-130.
- LI, J., BAI, Z., WEI, Q., 2011, The Dinosaur Tracks from the Lower Cretaceous of Otog Qi, Inner Mongolia (in Chinese). Geological Publishing House, Beijing, 109 pp.
- LOMAX, D. R., AND RACAY, C. A., 2012, A long mortichnial trackway of *Mesolimulus walchi* from the Upper Jurassic Solnhofen lithographic limestone near Wintershof, Germany: *Ichnos*, v. 19(3), p. 175-183.
- MARTIN, L. D., AND TATE, J., 1976, The skeleton of *Baptornis adventus* (Aves: Hesperornithiformes) in Olson, S., ed: *Collected papers in avian paleontology honoring the 90th birthday of Alexander Wetmore*, pp. 35-66. NAGY, Z. T., 2010, A hands-on

- overview of tissue preservation methods for molecular genetic analyses: *Organisms Diversity and Evolution*, v. 10, p. 91-105.
- MARTIN, R. E., 1999, *Taphonomy: A Process Approach*: Cambridge University Press, Cambridge, 508 pp.
- NIEDZWIEDZKI, G., SINGER, T., GIERLINSKI, G. D., AND LOCKLEY, M. G., 2012, A protoceratopsid skeleton with an associated track from the Upper Cretaceous of Mongolia: *Cretaceous Research*, v. 33, p. 7-10.
- O'CONNOR, J. K., SUN, C., XU, X., WANG, X., AND ZHOU, Z., 2012, A new species of *Jeholornis* with complete caudal integument: *Historical Biology*, v. 24(1), p. 29-41.
- SARAKINOS, H. C., JOHNSON, M. L., AND VANDER ZANDEN, M. J., 2002, A synthesis of tissue-preservation effects on carbon and nitrogen stable isotope signatures: *Canadian Journal of Zoology*, v. 80, p. 381-387.
- SIBLEY, D. A., 2000, *The Sibley Guide to Birds*, Alfred A. Knopf, New York, 554 p.
- VANDEN BERGE, J. C., AND ZWEERS, G. A., 1993, *Myologia*, in Baumel, J. J., King, A. S., Breazile, J. E., Evans, H. E., and Vanden Berge, J. C., eds: *Handbook of Avian Anatomy: Nomina Anatomica Avium* (2nd Ed.), Publications of the Nuttall Ornithological Club, Cambridge, Massachusetts, p. 189-247.
- WILSON, R. E., AND MCCRACKEN, K. G., 2008, Specimen shrinkage in Cinnamon Teal: *The Wilson Journal of Ornithology*, v. 120(2), p. 390-392.
- ZHANG, Y.-G., 2004, Morphological characteristics and function of raptorial tarsometatarsus: *Chinese Journal of Zoology* (in Chinese with English abstract), v. 39(6), p. 27-32.

ZEFFER, A., JOHANSSON, L. C., AND MARMEBRO, A., 2003, Functional correlation between habitat use and leg morphology in birds: *Biological journal of the Linnean Society*, v. 79, p. 461-484.

AN IN-DEPTH ANALYSIS OF THE FEET OF BIRDS FROM THE JEHOL BIOTA: BONES
REFLECTING TROPHIC SPECIALIZATIONS AND EVOLUTIONARY PATTERNS

ABSTRACT

Principal component analysis (PCA) has been used on fossil birds to help determine life habit trends and functional morphology. This study conducts three analyses of modern avian hindlimbs, and adds several fossil birds from the Early Cretaceous of China into the three analyses to compare and contrast modern and ancient avian limb morphology. The first PCA—*toe length*—indicates that *toe I* has a strong influence on foot morphology and, in modern birds, a robust *toe I* is a good indicator of arboreality. *Toe I* is also generally a good indicator of arboreality in fossil birds, however, a primitive foot morphotype makes interpretation more difficult. The second PCA—the hindlimb elements (*femur*, *tibiotarsus*, and *tarsometatarsus*)—indicates that many early fossil birds, with the exception of some primitive ornithurines, had a different posture and leg position than their modern relatives. The *femur* was not bound to the body wall with muscle, as in modern birds, and the relative proportions and influences of the hindlimb elements were different with respect to modern birds. The third PCA—*combined toe and hindlimb element lengths*—indicates that the majority of variation seen among fossil and modern birds is actually represented in feet, not in the elements of the hindlimb. Although the hindlimb positioning has clearly shifted through time, it has remained relatively more stable and with a smaller amount of relative variation compared to the toes. These results are supported by a NPMANOVA test, which shows that 21 morphotypes in the *toe length* analysis have *p*-values <0.01 in comparison to other morphotypes, whereas only 9 morphotypes in the hindlimb analysis have *p*-values <0.01, most of which are enantiornithines.

INTRODUCTION

The birds of the Lower Cretaceous Yixian and Jiufotang formations from northeastern China are among the most complete and spectacularly preserved fossils in the world. These specimens are often found with soft tissues preserved, including feathers and/or other soft tissues (e.g., Xu et al., 2003; Zhou et al., 2003). The excellent preservation of these fossils has given paleontologists a rare insight into the avian ecosystems of the Lower Cretaceous. Fossil birds are rarely well preserved and any remains found are often larger, exceptionally fragmentary long bones. This makes the study of whole-body morphology extremely difficult.

Preservation of the very small and delicate phalanges is even more rare. Often bird skeletons disarticulate, and although the tarsometatarsus is often preserved, the toes are very rare; notable non-Jehol Group exceptions are the German Upper Jurassic Solnhofen Limestone, the Upper Cretaceous Niobrara Chalk of the western U.S.A., the Eocene Messel Formation in Germany, the Eocene Green River Formation, U.S.A., and the Eocene–Oligocene Florissant Formation, U.S.A. (e.g., Martin and Tate, 1976; Chandler, 1999; Mayr, 2006; Wellnhofer, 2009).

The birds of the Jehol Group are very diverse. As of 2010 there are 13 orders, 14 families, 33 genera, and 39 species known (Zhou and Wang, 2010), with more new species and genera being found every year. The Jehol Group has also produced fossils of the four-winged glider *Microraptor*, an animal that has been argued as either a dinosaur or a bird (e.g., Xu et al., 2003, Gong et al., 2012). Regardless of phylogenetic placement, many scientists suggest that *Microraptor* was an arboreal animal that glided between trees, and only the interpretation of the configuration of the hindlimb varies between studies (e.g., Chatterjee and Templin, 2007; Alexander et al., 2010).

The diversity of the Jehol Group birds is reflected in the number of both enantiornithine and ornithurine birds. Enantiornithines Walker, 1981, are an entirely extinct subclass of birds that were first discovered in Europe (Walker, 1981). Enantiornithines were the dominant terrestrial birds in the Cretaceous (Zhang et al., 2004), and were generally small and arboreal in the Early Cretaceous, although exceptions do exist (Zhou et al., 2008). Enantiornithines differ from ornithurine (modern-type) birds by having a scapular boss on the coracoid that fits into a cup on the scapula; ornithurine birds have a scapular boss on the scapula that fits into a cup on the coracoid (Walker, 1981). The metatarsals of enantiornithines also fuse proximal-to-distal, the opposite of ornithurine birds (Martin, 1983).

The feet of birds often reflect their life habits. The tarsometatarsus influences the toes, causing the toes to either splay widely for walking on soft media, or narrowly for grasping and perching (Falk et al., 2011). Elongation of the terminal phalanx of each toe and shortening of the proximal phalanges indicates an arboreal lifestyle (Fisher, 1946; Zhou and Farlow, 2001). The degree of curvature of the keratinous sheath covering the claws can also indicate arboreality (Feduccia, 1993). Modifications to the trochlea of the tarsometatarsus can cause different toe positions, which are preserved in the fossil record; i.e., the protrusion of a *trochlea accessoria* on trochlea IV causes the fourth toe to rotate and face caudally, resulting in zygodactyly (Baumel and Whitmer, 1993).

Unlike many fossils, the birds of the Jehol Group are often preserved as articulated or nearly articulated skeletons, which allows for very precise identification of each phalanx. In many cases, especially that of toe IV where the phalanges are reduced and very short with little identifying characteristics, if the toes are disarticulated, reconstruction of the foot is almost

impossible. The birds of the Jehol Group, in many cases, also have multiple specimens of each species available for study.

The purpose of this paper is to examine the foot morphology of a wide range of the birds of the Jehol Group and compare them to the foot morphologies of modern birds. This includes those specimens currently described as theropod dinosaurs (i.e., *Microraptor*). In doing so a better understanding of the life habits of the Jehol Group birds and their ecological position will be attained. Results presented here can be used to eventually reconstruct the soft tissue anatomy of fossil birds.

INSTITUTIONAL ABBREVIATIONS

IVPP—Institute of Vertebrate Paleontology and Paleoanthropology; DNHM—Dalian Natural History Museum; PLOM—Paleontological Museum of Liaoning.

MATERIALS AND METHODS

Fossil materials used in this study are from the Lower Cretaceous Yixian and Jiufotang formations (~125 Mya) that comprise the bulk of the Jehol Group (Jiang and Sha, 2006), as well as from the Xiagou Formation in Gansu Province, northwest China. Other such fossils as *Anchiornis* and *Epidexipteryx* are from Upper Jurassic rocks (i.e., Tiaojishan Formation in Liaoning Province and Daohugou, Inner Mongolia, respectively). Only maniraptorans that closely resembled birds (e.g., dromaeosaurids) were chosen. The modern avian osteological data was collected from the University of Kansas ornithological collections. The complete dataset of modern and fossil birds is in Appendices II (modern birds) and IV (fossil birds).

A total of 48 measurements, 42 of which relate strictly to the feet and hindlimb bones, were performed on each fossil specimen when a complete hindlimb (i.e., femur, tibiotarsus, and tarsometatarsus + all four digits) was present (Table 1). A total of 38 measurements were taken on the hindlimb of modern bird specimens. There are four more measurements taken on fossil specimens—lengths of the unguis. This was not measured in modern birds due to disarticulation of the specimens. As is often the case, many of the fossil specimens were incomplete, lacking forelimbs, portions of hindlimbs, or lacked hindlimbs entirely. Some specimens, most notably those of *Gansus*, consisted only of feet and/or hindlimb elements. The data was log-adjusted to remove skew related to small body size in the majority of specimens (Fig. 1).

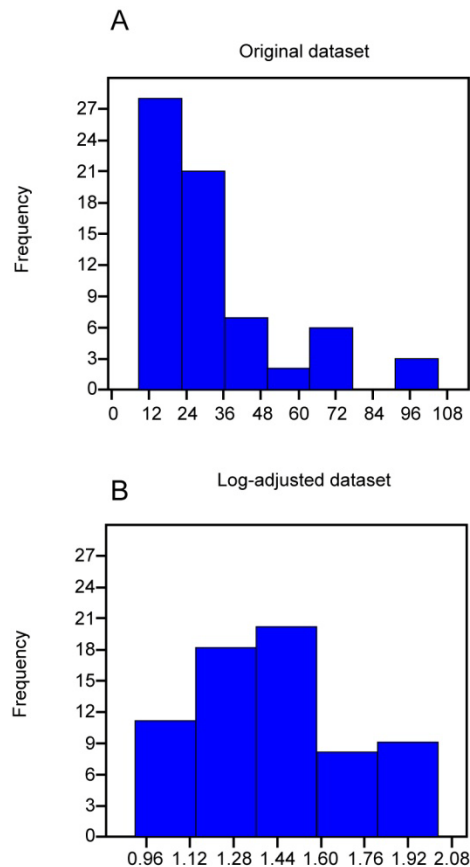


Figure 1: Histogram plotting toe III length of the combined modern+fossil bird dataset, illustrating skew in the original dataset and the more even distribution of the log-adjusted data. A.) Histogram of original dataset, with a strong skew towards smaller body size. B.) Normalized histogram after log-adjustment.

| Modern | Fossil |
|--------------|--------------|
| LoDI | LoDI |
| LoDII | LoDII |
| LoDIII | LoDIII |
| LoDIV | LoDIV |
| W@Pjoint II | W@Pjoint II |
| W@Pjoint III | W@Pjoint III |
| W@Pjoint IV | W@Pjoint IV |
| W@2joint III | W@2joint III |
| W@2joint IV | W@2joint IV |
| W@3joint IV | W@3joint IV |
| LoPhI,II | LoPhI, II |
| LoPhII,II | LoPhII, II |
| LoPhI,III | LoPhI, III |
| LoPhII,III | LoPhII, III |
| LoPhIII,III | LoPhIII, III |
| LoPhI,IV | LoPhI, IV |
| LoPhII,IV | LoPhII, IV |
| LoPhIII,IV | LoPhIII, IV |
| LoPhIV,IV | LoPhIV, IV |
| WoPhI,II | WoPhI, II |
| WoPhII,II | WoPhII, II |
| WoPhI,III | WoPhI, III |
| WoPhII,III | WoPhII, III |
| WoPhIII,III | WoPhIII, III |
| WoPhI,IV | WoPhI, IV |
| WoPhII,IV | WoPhII, IV |
| WoPhIII,IV | WoPhIII, IV |
| WoPhIV,IV | WoPhIV, IV |
| Foot Length | Foot length |
| Lotmt | Lotmt |
| Lott | Lott |
| LoFem | Lofem |
| Wotmt@prox | Wotmt@prox |
| Wotmt@cond | Wotmt@cond |
| Wott@prox | Wott@prox |
| Wott@mid | Wott@mid |
| Wott@cond | Wott@cond |
| Wofem@cond | Wofem@cond |
| Not measured | LoUngI |
| Not measured | LoUngII |
| Not measured | LoUngIII |
| Not measured | LoUngIV |

Table 1: A table of all measurements performed on modern and fossil bird skeletons. LoDI= Length of digit one. LoDII= Length of digit two. LoDIII= Length of digit three. LoDIV= Length of digit four. W@Pjoint II= Width at

the proximal joint of toe two. W@Pjoint III= Width at the proximal joint of toe three. W@Pjoint IV= Width at the proximal joint of toe four. W@2joint III= Width at the second joint of toe three W@2joint IV= Width at the proximal joint of toe four. W@3joint IV= Width at the third joint of toe four. LoPhI, II= Length of phalanx one, toe two. LoPhII, II= Length of phalanx two, toe two. LoPhI, III= Length of phalanx one, toe three. LoPhII, III= Length of phalanx two, toe three. LoPhIII, III= Length of phalanx three, toe three. LoPhI, IV= Length of phalanx one, toe four. LoPhII, IV= Length of phalanx two, toe four. LoPh III, IV= Length of phalanx four, toe four. Lotmt= Length of tarsometatarsus. Lott=Length of tibiotarsus. Lofem=Length of femur. Wotmt@prox= Width of the tarsometatarsus at the proximal end. Wotmt@cond= Width of the tarsometatarsus at the condyles (distal end). Wott@prox=Width of the tibiotarsus at the proximal end. Wott@cond=Width of the tibiotarsus at the condyles. Wofem@cond=Width of the femur at the condyles. LoUngI=Length of ungual 1. LoUngII=Length of ungual 2. LoUngIII=Length of ungual 3. LoUngIV=Length of ungual 4. These abbreviations remain the same throughout the manuscript.

The fossil specimens were compared to a range of modern specimens from the University of Kansas Ornithology collections. A Principal Component Analysis (PCA) was performed on the modern bird dataset using Palaeontological Statistics (PAST) in order to establish distinct life habits in a hypothetical morphospace; these groups were perching (arboreal), wading, ground foraging (gruiform–galliform and cloumbiform), aquatic palmate, aquatic totipalmate, foot-propelled diver, lobed, semipalmate, and shorebird. For some life habits (i.e., lobed and semipalmate) only one species from each morphotype was available. After these analyses were performed on modern birds, fossil birds were entered into the dataset. The PCA dataset sorted fossil birds into life habits based on the hypothetical morphospace generated from modern bird analyses. A separate PCA was also performed on the fossil birds alone to test for any variance in the components. The values generated by the PCA were tested using a non-parametric multiple analysis of variance (NPMANOVA) to test for significant variation between life-habit groups.

Jack-knifed rarefaction analyses were performed to better visualize variation between life-habit groups in the modern and ancient datasets.

RESULTS

Only seven measurements, divided into three distinct tests, proved significantly useful to define life-habit groups in all datasets. The first group of measurements was individual toe lengths (toes I–IV) and the second group was individual hindlimb elements. For both modern and fossil birds, these two analyses were combined to produce a third analysis that included toe lengths and hindlimb element lengths.

Four principal components (PC) resulted from the analysis on the toe length of modern birds. Principal component 1 (PC1) accounted for 68% of the variation in the data and had all positive loadings (Fig. 2A). PC2 accounted for 32% of the variation in the data and shows toe I had a strong negative loading, whereas toes II–IV had positive loadings of medium strength (Fig. 2B). PC3 accounted for 0.14% of the variation in the data and shows toe I had very weak negative loading, whereas toes II and III had strong positive loadings. Toe IV had very strong negative loading (Fig. 2C). PC4 accounted for 0.07% of the variation in the data and shows that toes I and IV did not have a strong influence (weakly negative and weakly positive, respectively), whereas toes II and III had very strong loadings. Toe II is very strongly negative, whereas toe III is very strongly positive (Fig. 2D).

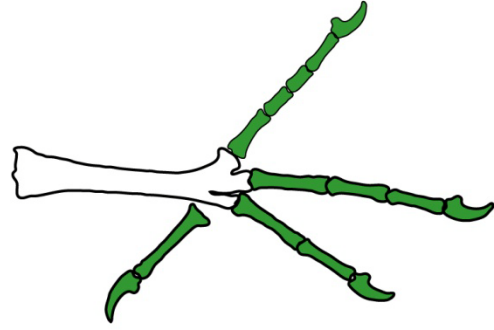
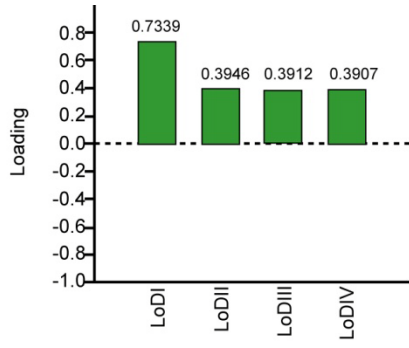
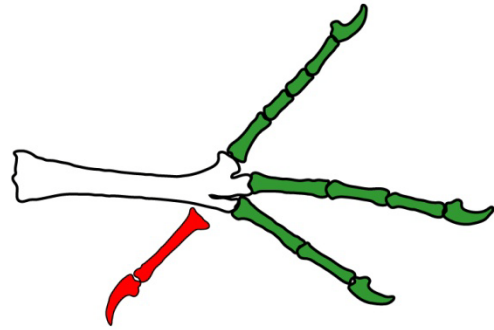
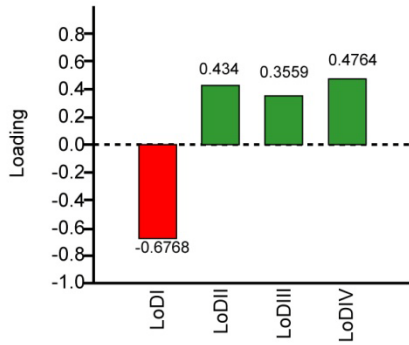
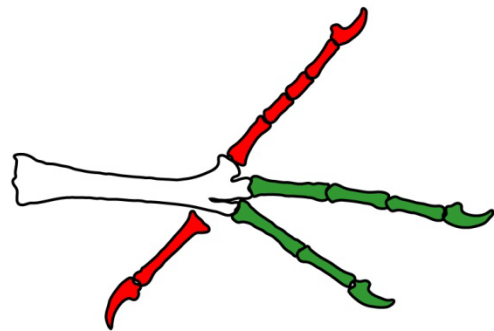
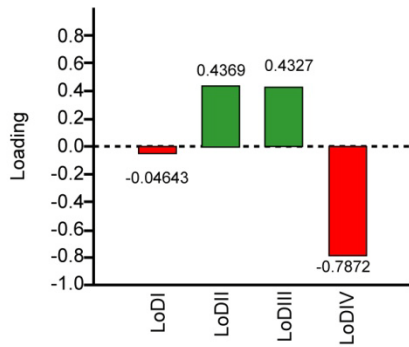
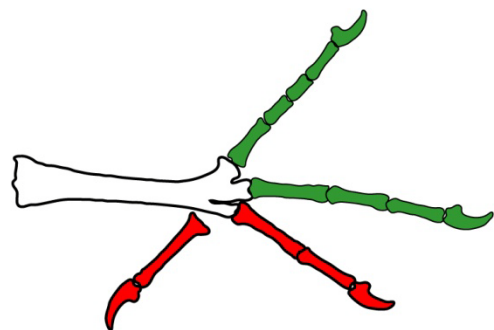
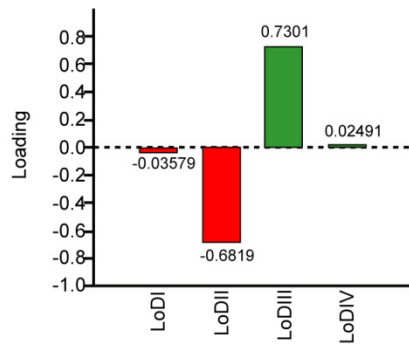
A**B****C****D**

Fig. 2: (Opposite page) Graphs of the loadings for PC1–4 for the modern-only toe length analysis. Each graph is accompanied by a line drawing of the hindlimb of a bird with the positive elements highlighted in green and the negative elements highlighted in red. A.) Loadings of PC1. B.) Loadings of PC2. C.) Loadings of PC3. D.) Loadings of PC4.

When the toe length PCA PC1 was graphed as a scatterplot in conjunction with PC2, PC1 drew the clusters towards the center axis (Fig. 3A). Due to log-adjusted normalization, other combinations of PCs for each subsequent analysis were also examined as well as the combination of PC1–PC2. The toe length PC2-PC3 scatterplot showed strong separation of webbed-footed birds (palmate birds and foot-propelled divers) into one cluster, a cluster of shorebirds, ground birds, and wading birds, and a more separate cluster of zygodactyl and perching birds (Fig. 3B). The results of the NPMANOVA generally seem to support these clustering of life-habit groups (Table 2).

| | Waders | Lobed-footed | Foot-propelled | Webbed-footed | Semipalmate | Ground | Zygodactyl | Perching | Dove |
|------------|--------|--------------|----------------|---------------|-------------|--------|------------|----------|--------|
| Waders | 0 | 0.3677 | 0.0952 | 0.514 | 0.0127 | 0.3081 | 0.0138 | 0.0003 | 0.0404 |
| Lobed-foot | 0.3677 | 0 | 0.606 | 0.3517 | 0.025 | 0.4024 | 0.0951 | 0.0231 | 0.3277 |
| Foot-prope | 0.0952 | 0.606 | 0 | 0.5532 | 0.0335 | 0.1481 | 0.0306 | 0.0014 | 0.0691 |
| Webbed-fc | 0.514 | 0.3517 | 0.5532 | 0 | 0.262 | 0.4228 | 0.4284 | 0.5314 | 0.3497 |
| Semipalmat | 0.0127 | 0.025 | 0.0335 | 0.262 | 0 | 0.016 | 0.0068 | 0.0306 | 0.0578 |
| Ground | 0.3081 | 0.4024 | 0.1481 | 0.4228 | 0.016 | 0 | 0.2083 | 0.0113 | 0.297 |
| Zygodactyl | 0.0138 | 0.0951 | 0.0306 | 0.4284 | 0.0068 | 0.2083 | 0 | 0.0823 | 0.6941 |
| Perching | 0.0003 | 0.0231 | 0.0014 | 0.5314 | 0.0306 | 0.0113 | 0.0823 | 0 | 0.2234 |
| Dove | 0.0404 | 0.3277 | 0.0691 | 0.3497 | 0.0578 | 0.297 | 0.6941 | 0.2234 | 0 |

Table 2: Results of the NPMANOVA for the modern-only toe length analysis. Significantly different values are highlighted in yellow.

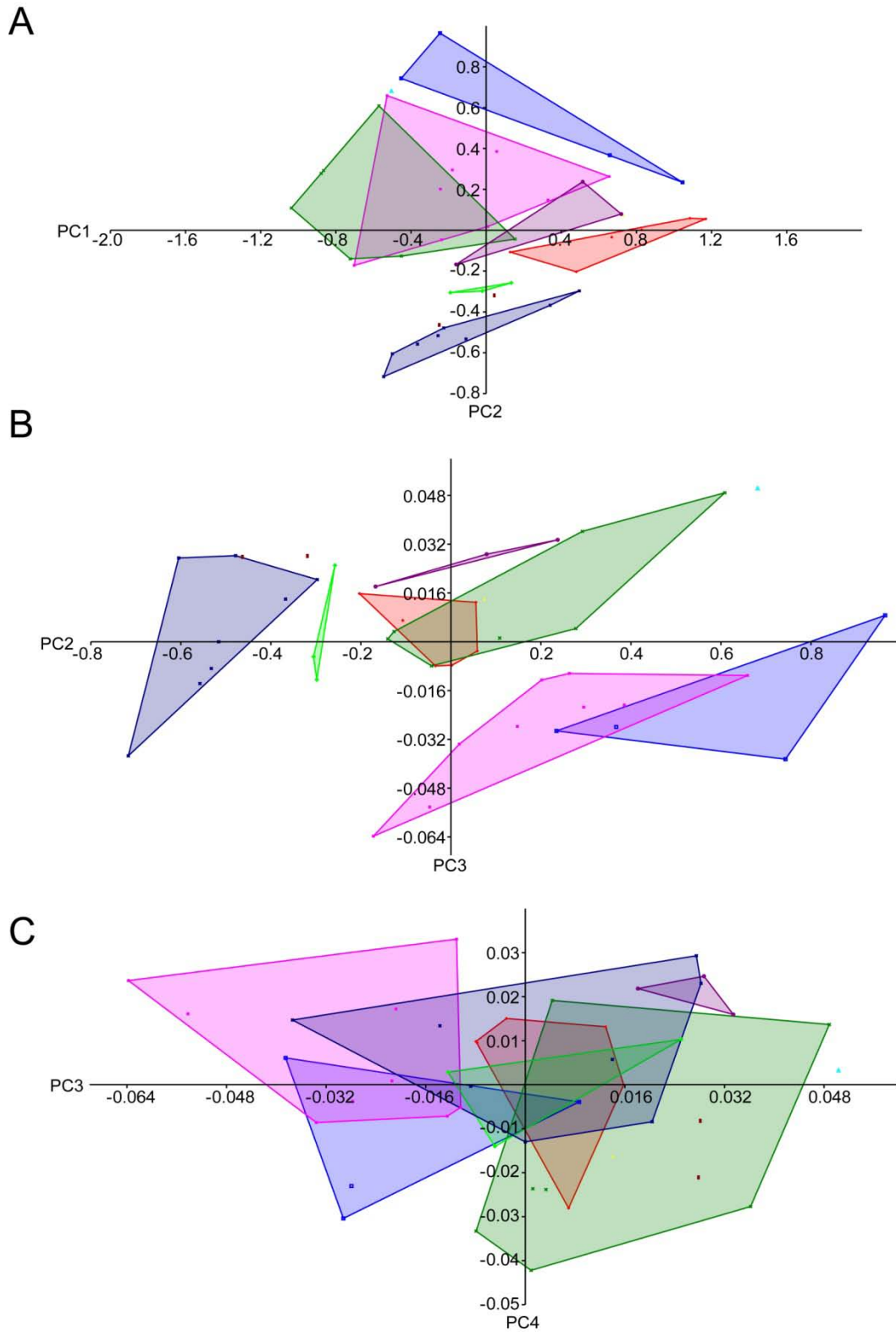


Fig. 3: PC1-PC2 and PC2-PC3 scatterplots of the modern-only toe length analysis. In all modern-only analyses, pink polygons represent webbed-footed birds, sky blue dots represents semipalmate birds, yellow dots represent lobed-

footed birds, light blue polygons represent foot-propelled divers, dark blue polygons represent perching birds, red polygons represent wading birds, burgundy rectangles represent doves, purple polygons represent ground birds, light green polygons represent zygodactyl birds, and dark green polygons represent shorebirds. A.) PC1-PC2 scatterplot.

B.) PC2-PC3 scatterplot.

The modern-only hindlimb-element-length analysis contained three PCs. PC1 again accounted for the majority of the variance (96%) and all variables had positive loadings. PC2 accounted for only 3.4% of the variance, and showed that the tarsometatarsus had strongly negative loading, whereas the femur had strongly positive loading. The loading for the tibiotarsus was very weakly negative (Fig. 4). PC3 accounted for a very small portion of the total variance (0.07%), and showed the tarsometatarsus and femur with somewhat strong positive loadings, and the tibiotarsus with strongly negative loading (Fig. 4C).

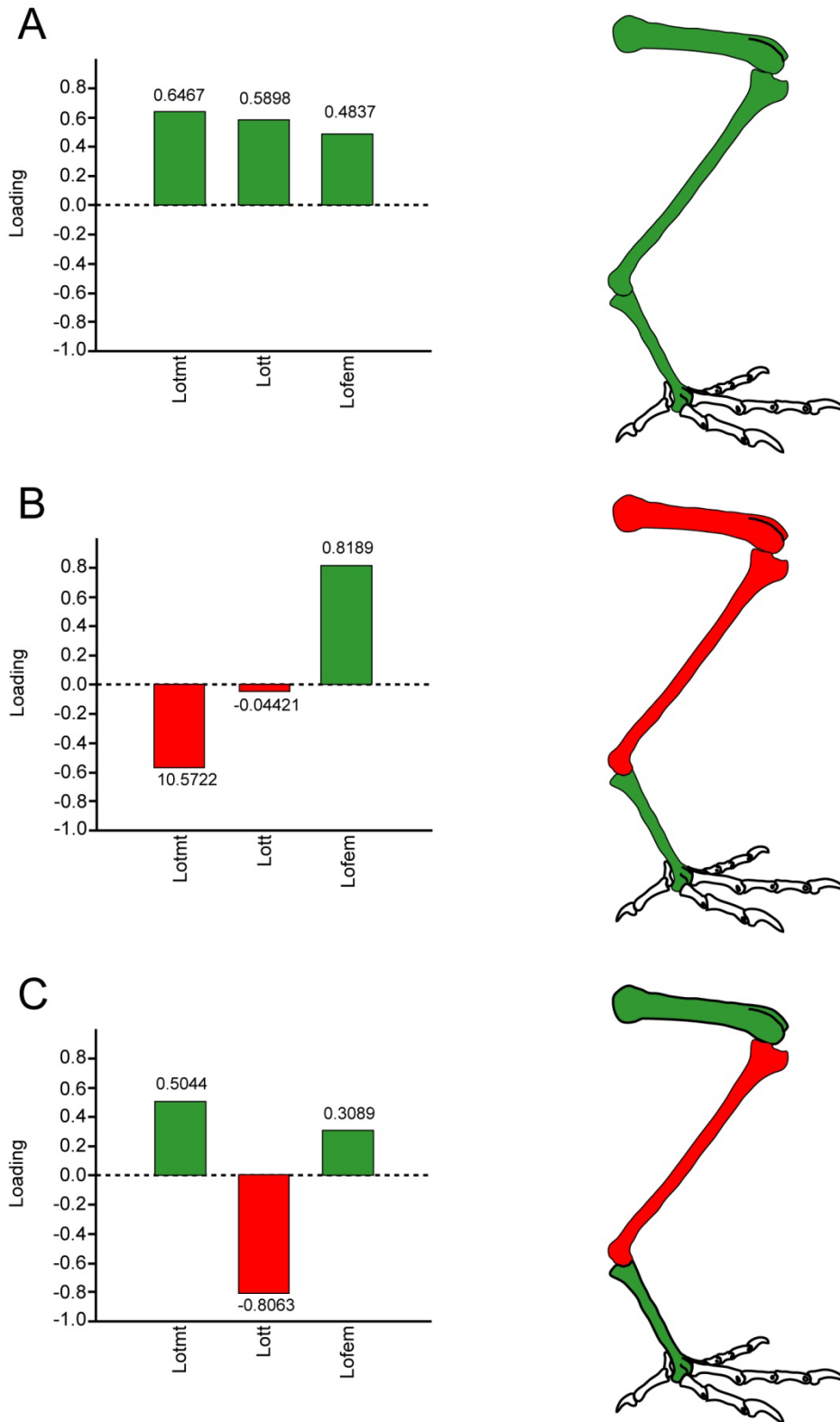


Fig. 4: Graph of the loadings of the modern-only hindlimb analysis. A.) Loadings of PC1 B.) Loadings of PC2 C.)

Loadings of PC3.

The PC1–PC2 scatterplot for the modern-only hindlimb-element-length analysis does not show any strong clustering. The more arboreal birds, however, trend towards the left side of the scatterplot (more negative PC1), whereas ground birds and waders trend towards the right side of the scatterplot (more positive PC1). Shorebirds cover a particularly large area on this scatterplot, and are mostly negative with regards to PC2 (Fig. 5A). On the PC2-PC3 scatterplot the clusters are somewhat better defined (Fig. 5B). There is still some overlap between ground birds (particularly *Colinus virginianus*) and perching birds along the PC2 axis, as well as waders and zygodactyl birds along the PC2 axis. Shorebirds still cover a relatively large area along the scatterplot. Along the PC3 axis there is more significant clustering, with webbed-footed birds and foot-propelled divers on the negative side of the axis, and other morphotypes on the positive side. The results of the NPMANOVA support the lack of distinct clustering, with only two instances of p-values <0.05 (Table 3).

| | Waders | Lobed-footed | Foot-propelled | Webbed-footed | Semipalmate | Ground | Zygodactyl | Perching | Dove |
|----------------|--------|--------------|----------------|---------------|-------------|--------|------------|----------|--------|
| Waders | 0 | 0.3909 | 0.9255 | 0.6057 | 0.6179 | 0.8061 | 0.4555 | 0.1787 | 0.1856 |
| Lobed-footed | 0.3909 | 0 | 0.864 | 0.4918 | 0.4198 | 0.7989 | 0.1989 | 0.0462 | 0.3304 |
| Foot-propelled | 0.9255 | 0.864 | 0 | 0.5304 | 0.4113 | 0.7708 | 0.6041 | 0.5607 | 0.737 |
| Webbed-footed | 0.6057 | 0.4918 | 0.5304 | 0 | 0.3971 | 0.6498 | 0.455 | 0.6575 | 0.4581 |
| Semipalmate | 0.6179 | 0.4198 | 0.4113 | 0.3971 | 0 | 0.9196 | 0.6066 | 0.7695 | 0.6712 |
| Ground | 0.8061 | 0.7989 | 0.7708 | 0.6498 | 0.9196 | 0 | 0.2056 | 0.8666 | 0.1033 |
| Zygodactyl | 0.4555 | 0.1989 | 0.6041 | 0.455 | 0.6066 | 0.2056 | 0 | 0.1241 | 0.202 |
| Perching | 0.1787 | 0.0462 | 0.5607 | 0.6575 | 0.7695 | 0.8666 | 0.1241 | 0 | 0.2911 |
| Dove | 0.1856 | 0.3304 | 0.737 | 0.4581 | 0.6712 | 0.1033 | 0.202 | 0.2911 | 0 |

Table 3: Results of the NPMANOVA for the modern-only hindlimb analysis. Significantly different values are highlighted in yellow.

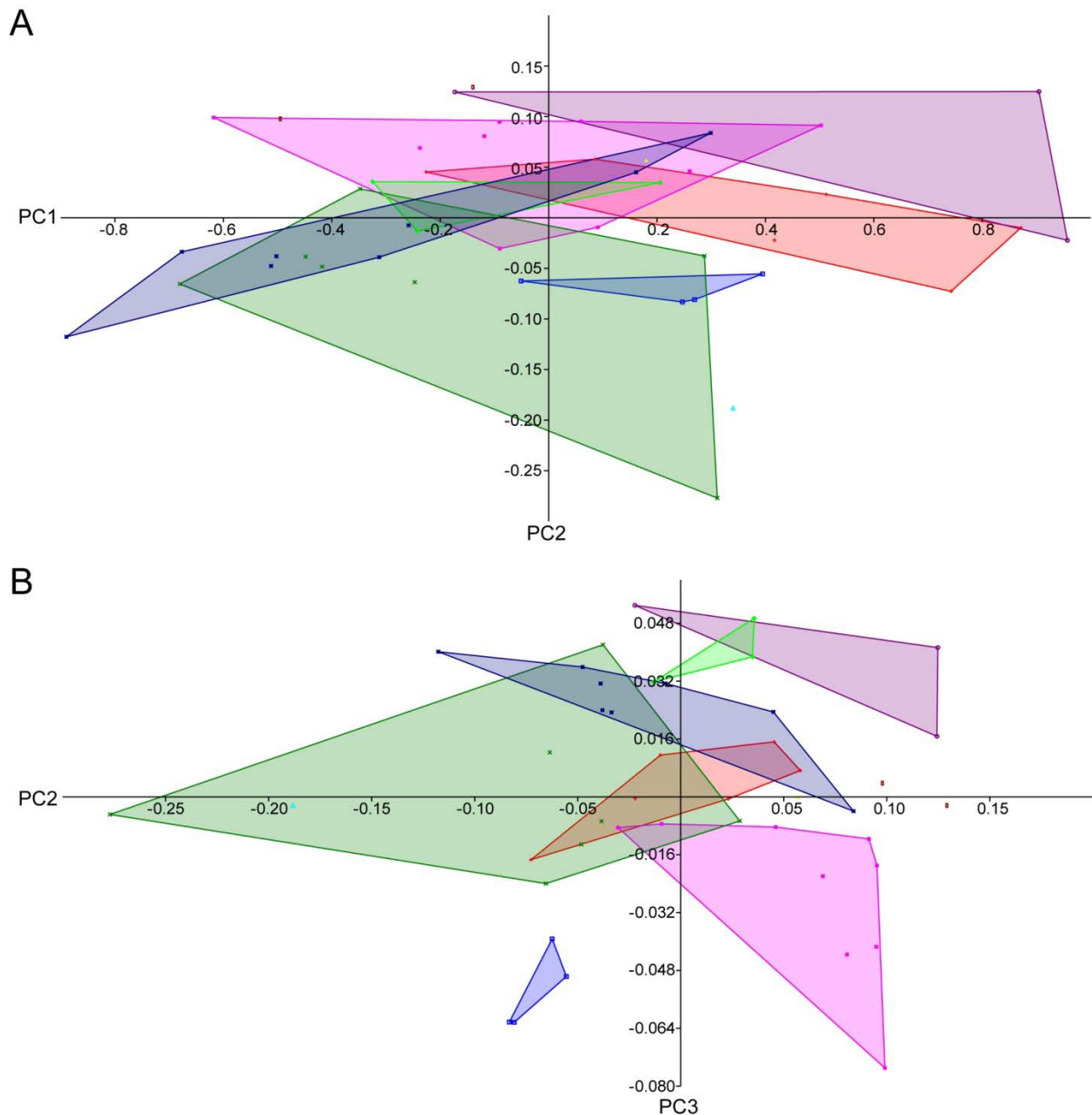


Fig. 5: Scatterplots of the modern-only hindlimb analysis. A.) PC1-PC2 scatterplot. B.) PC2-PC3 scatterplot.

Using the modern bird dataset, these two analyses were combined into one, the toe length+hindlimb analysis. The loadings for PC1 are all positive despite normalization. PC1 accounts for 69% of the variance of the data. PC2 accounts for 27% of the variance of the data, and shows toe I length is the dominant factor, with a very strongly negative loading, whereas the

other variables have strong to moderately strong positive loadings (Fig. 6). PC3 accounts for 3.2% of the variation in the data and shows the toe lengths with weak to strong negative loadings, and shows hindlimb element lengths with strong positive loadings (Fig. 6C). PC4–PC7 account for 1% of the variation in the data when combined, and show a varied mix of positive and negative loadings between toe length and hindlimb elements (Fig. 6D–F). The PC1-PC2 and PC2-PC3 scatterplots look similar to the scatterplots produced by the modern-only toe-length analysis (Fig. 7).

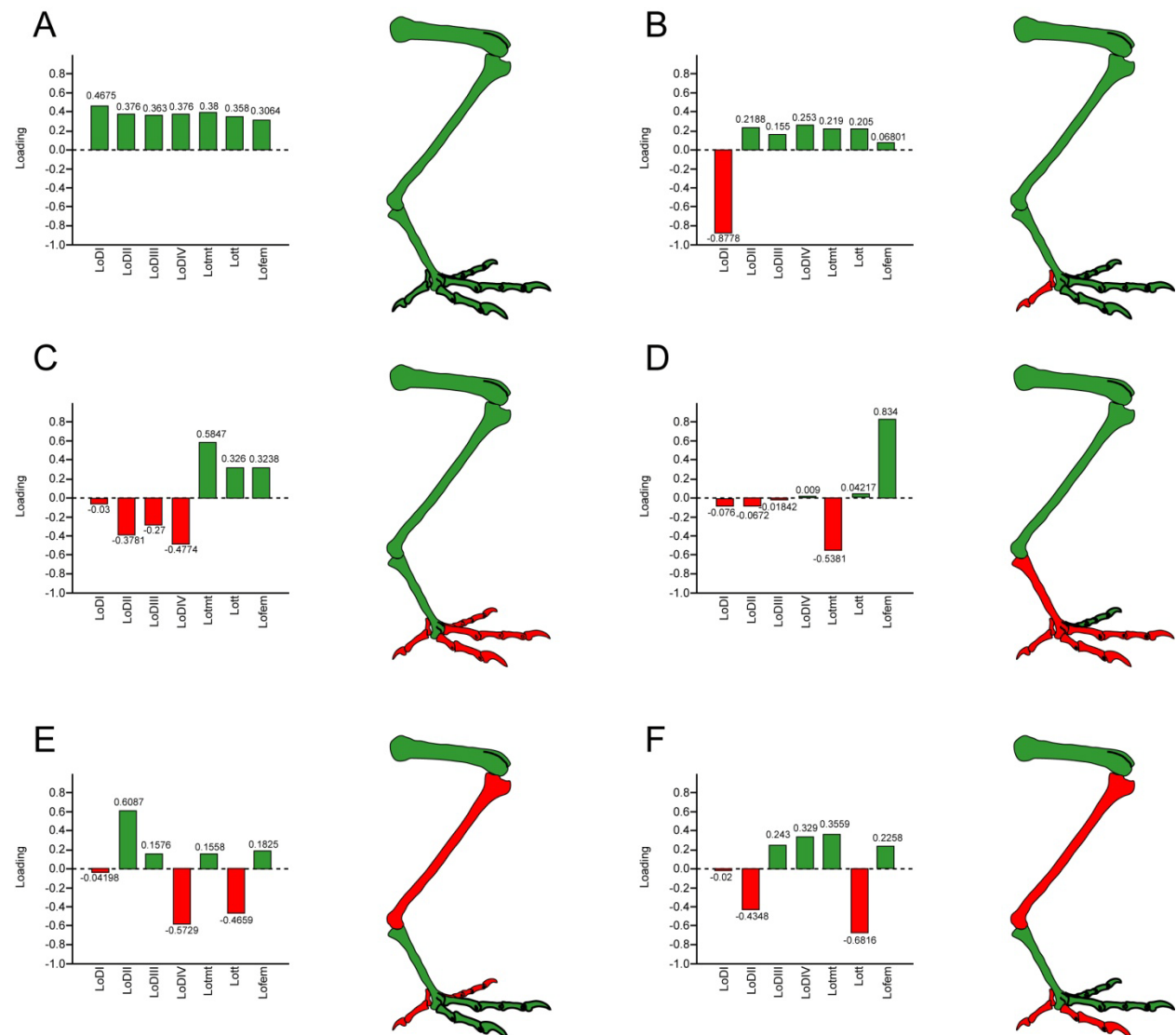


Fig 6: Graph of the loadings of the modern-only toe+hindlimb analysis. A.) Loadings of PC1 B.) Loadings of PC2 C.) Loadings of PC3 D.) Loadings of PC4 E.) Loadings of PC5 F.) Loadings of PC6.

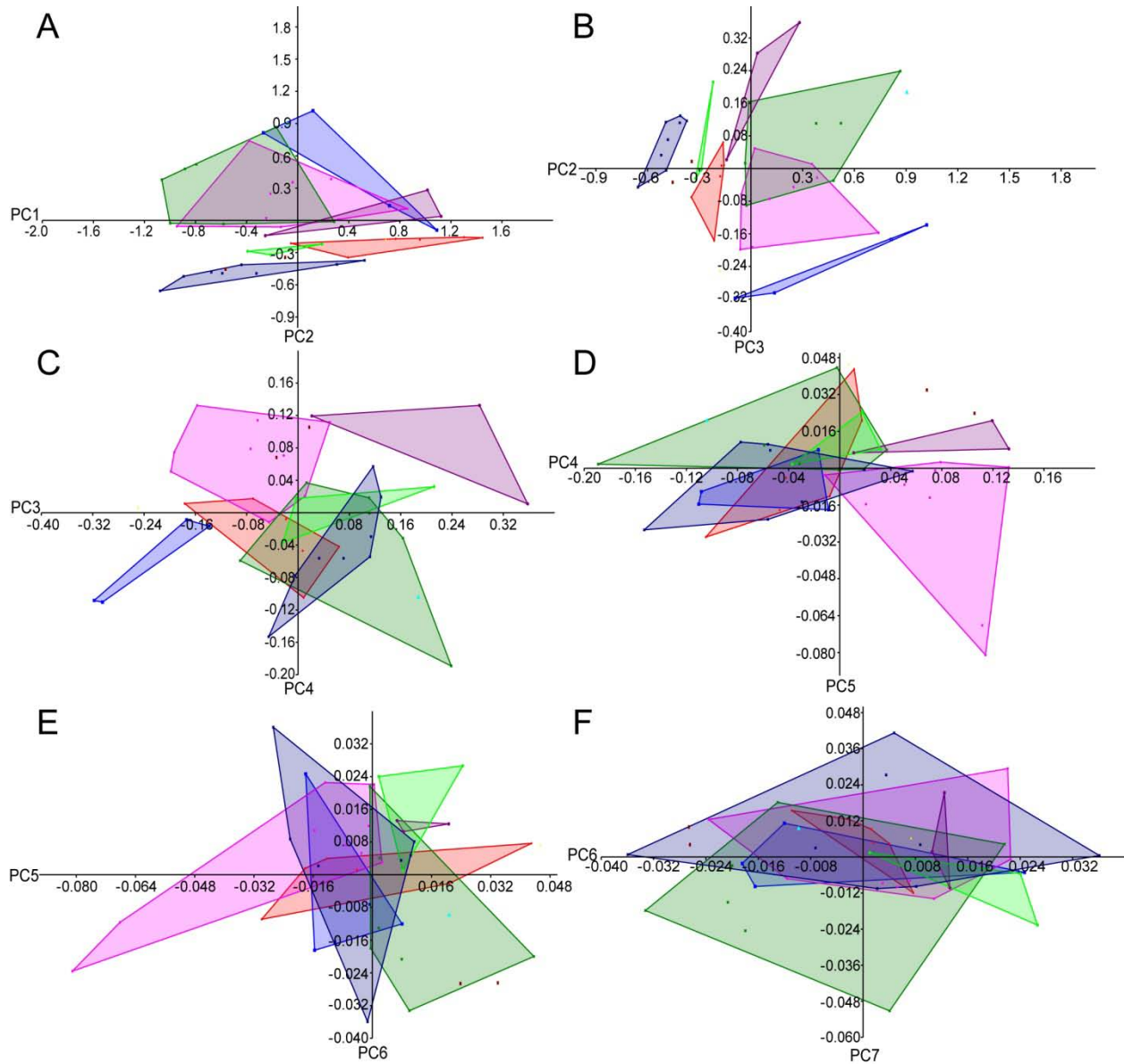


Fig. 7: Scatterplots of the modern-only toe+hindlimb analysis. A.) PC1-PC2 scatterplot. B.) PC2-PC3 scatterplot. C.) PC3-PC4 scatterplot D.) PC4-PC5 scatterplot E.) PC5-PC6 scatterplot F.) PC6-PC7 scatterplot.

After the modern-only analyses were performed, fossil data were added to the dataset and the analyses were redone. In the toe-length analysis, the loadings for PC1 were still all positive (Fig. 8A). PC1 accounted for 72% of the variance in the data. PC2 showed toe I with a very strongly negative loading, whereas toes II–IV had somewhat strongly positive loadings (Fig. 8B),

and accounted for 27% of the variance in the data. PC3 (Fig. 8C) accounted for 0.38% of the variance in the data and showed toe II with very strong negative loading, and toe I with very weak negative loading. Toes III and IV had strong positive loadings. PC4 (Fig. 8D) accounted for 0.2% of the variation in the data and showed toe III with a very strong positive loading, whereas toe IV had very strong negative loading. Toes I–II had very weak negative loadings.

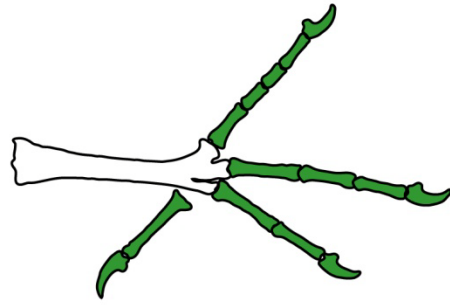
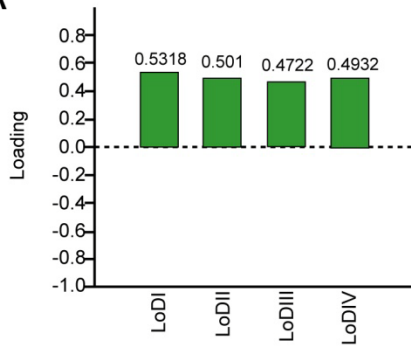
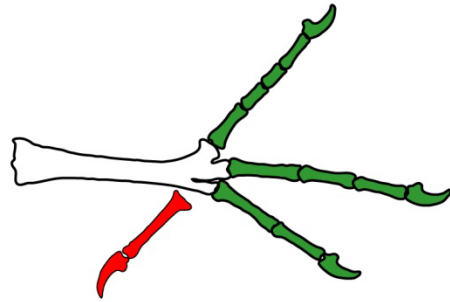
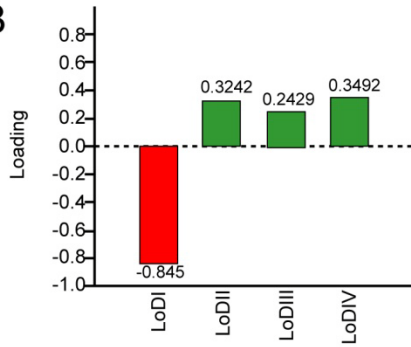
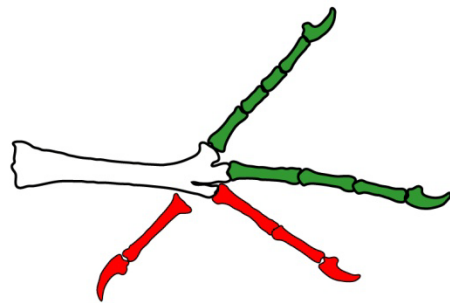
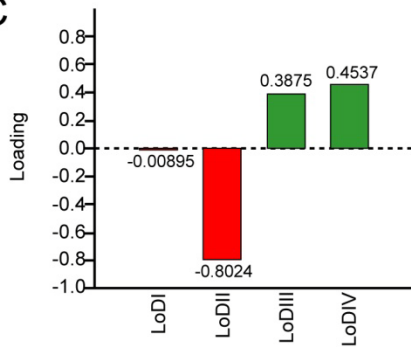
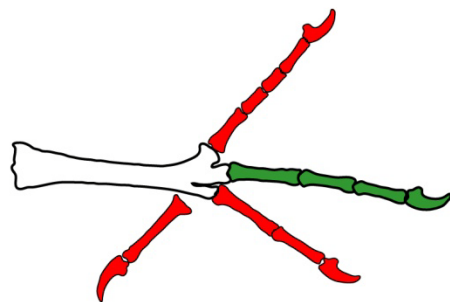
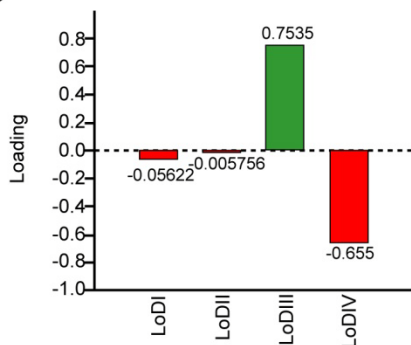
A**B****C****D**

Fig. 8: (Opposite page) Graphs of the loadings for PC1–4 for the modern+fossil toe length analysis. A.) Loadings of PC1. B.) Loadings of PC2. C.) Loadings of PC3. D.) Loadings of PC4.

The PC1-PC2 scatterplot for the toe-length analysis shows similar clustering to the modern-only analysis (Fig. 9). *Archaeopteryx* plots very close to the center of the intersection of both axes and groups with long-tailed birds+microraptorines, and primitive ornithurines. Enantiornithines form their own cluster. Primitive Cretaceous birds (e.g., *Sapeornis*) also form their own cluster, which overlaps slightly with zygodactyl birds, Confuciusornithids, and long-tailed birds+microraptorines (Fig. 9A). The PC2-PC3 scatterplot (Fig. 9B) has a similar result, however, the enantiornithines and wading birds overlap on the negative side of the PC2 axis. *Archaeopteryx* is again nested with long-tailed birds+microraptorines, which overlap with primitive ornithurines. Confuciusornithids slightly overlap with wading birds due to an outlier, *Jinzhourornis*. The PC3-PC4 scatterplot shows no strong separation of individual clusters at all. The results of the NPMANOVA support this mixed clustering amongst the scatterplots (Table 4).

| | Waders | Lobed-footed | Foot-propelled | Webbed-footed | Semipalmate | Ground | Zygodactyl | Perching | Dove | Primitive | Enantiornith | Long-tailed | Ornithurine | Confuciusornithid |
|-------------------|--------|--------------|----------------|---------------|-------------|--------|------------|----------|--------|-----------|--------------|-------------|-------------|-------------------|
| Waders | 0 | 0.3592 | 0.0443 | 0.5875 | 0.3887 | 0.6461 | 0.0725 | 0.0062 | 0.036 | 0.0507 | 0.0007 | 0.2869 | 0.4407 | 0.0108 |
| Lobed-footed | 0.3592 | 0 | 0.526 | 0.7975 | 0.9473 | 0.8985 | 0.8013 | 0.0472 | 0.3361 | 0.2986 | 0.0182 | 0.9525 | 0.932 | 0.0976 |
| Foot-propelled | 0.0443 | 0.526 | 0 | 0.8383 | 0.8868 | 0.3402 | 0.3667 | 0.1008 | 0.066 | 0.5734 | 0.0026 | 0.6534 | 0.9134 | 0.0302 |
| Webbed-footed | 0.5875 | 0.7975 | 0.8383 | 0 | 0.2126 | 0.5611 | 0.4439 | 0.11 | 0.342 | 0.1733 | 0.068 | 0.2445 | 0.2568 | 0.2143 |
| Semipalmate | 0.3887 | 0.9473 | 0.8868 | 0.2126 | 0 | 0.3231 | 0.0767 | 0.0199 | 0.3605 | 0.1245 | 0.4643 | 0.0587 | 0.3422 | 0.2667 |
| Ground | 0.6461 | 0.8985 | 0.3402 | 0.5611 | 0.3231 | 0 | 0.1984 | 0.05 | 0.1 | 0.1992 | 0.007 | 0.788 | 0.9737 | 0.103 |
| Zygodactyl | 0.0725 | 0.8013 | 0.3667 | 0.4439 | 0.0767 | 0.1984 | 0 | 0.1661 | 1 | 0.1998 | 0.0059 | 0.2122 | 0.1403 | 0.0942 |
| Perching | 0.0062 | 0.0472 | 0.1008 | 0.11 | 0.0199 | 0.05 | 0.1661 | 0 | 0.1819 | 0.0859 | 0.0099 | 0.0093 | 0.0776 | 0.0383 |
| Dove | 0.036 | 0.3361 | 0.066 | 0.342 | 0.3605 | 0.1 | 1 | 0.1819 | 0 | 0.8 | 0.0228 | 0.1357 | 0.1965 | 0.1023 |
| Primitive | 0.0507 | 0.2986 | 0.5734 | 0.1733 | 0.1245 | 0.1992 | 0.1998 | 0.0859 | 0.8 | 0 | 1 | 0.1781 | 0.1373 | 0.4925 |
| Enantiornithine | 0.0007 | 0.0182 | 0.0026 | 0.068 | 0.4643 | 0.007 | 0.0059 | 0.0099 | 0.0228 | 1 | 0 | 0.0009 | 0.0163 | 0.0063 |
| Long-tailed | 0.2869 | 0.9525 | 0.6534 | 0.2445 | 0.0587 | 0.788 | 0.2122 | 0.0093 | 0.1357 | 0.1781 | 0.0009 | 0 | 0.2512 | 0.0895 |
| Ornithurine | 0.4407 | 0.932 | 0.9134 | 0.2568 | 0.3422 | 0.9737 | 0.1403 | 0.0776 | 0.1965 | 0.1373 | 0.0163 | 0.2512 | 0 | 0.0847 |
| Confuciusornithid | 0.0108 | 0.0976 | 0.0302 | 0.2143 | 0.2667 | 0.103 | 0.0942 | 0.0383 | 0.1023 | 0.4925 | 0.0063 | 0.0895 | 0.0847 | 0 |

Table 4: Results of the NPMANOVA for the modern+fossil toe length analysis. Statistically different values are highlighted in yellow.

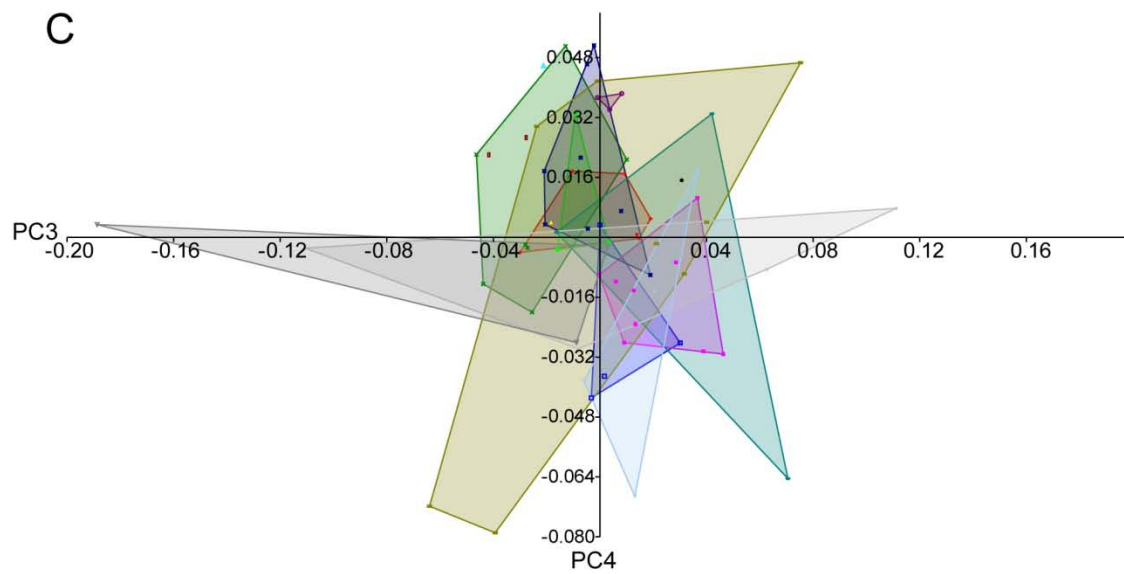
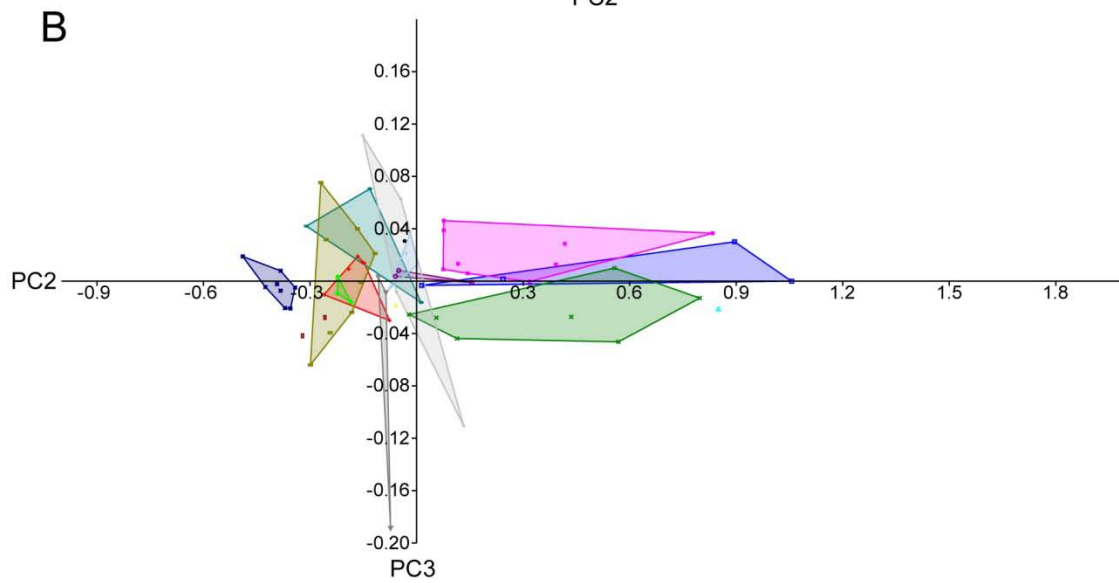
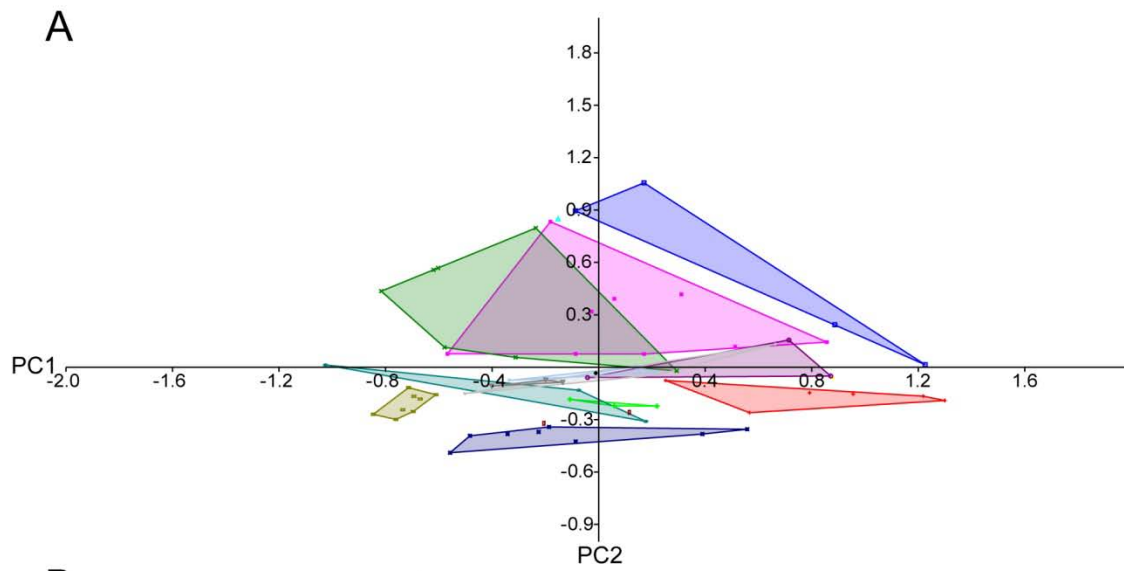


Fig. 9: (Opposite page) Scatterplots of the modern+fossil toe length analysis. In all modern+fossil analyses, pink polygons represent modern webbed-footed birds, sky blue dots represent modern semipalmate birds, yellow dots represent modern lobed-footed birds, light blue polygons represent modern foot-propelled divers, dark blue polygons represent modern perching birds, red polygons represent modern wading birds, burgundy rectangles represent modern doves, purple polygons represent modern ground birds, light green polygons represent modern zygodactyl birds, and dark green polygons represent modern shorebirds. Teal polygons represent primitive birds, gold polygons represent enantiornithines, maniraptorians and long-tailed birds are represented by silver polygons, pale blue polygons represent primitive ornithurines, slate grey polygons represent confuciusornithids, and *Archaeopteryx* is represented by a black dot. A.) PC1-PC2 scatterplot B.) PC2-PC3 scatterplot. C.) PC3-PC4 scatterplot.

The hindlimb analysis contained a slightly larger dataset, especially for enantiornithines. The loadings were, overall, very similar to the modern only analysis. PC1 accounted for 95% of the variance in the data and had all strongly positive loadings (Fig. 10A). PC2 accounted for 4.7% of the variance in the data and had strongly negative loading for the tarsometatarsus, very weakly negative loading for the tibiotarsus, and very strongly positive loading for the femur (Fig. 10B). PC3 only accounted for 0.4% of the variance in the data, and showed strongly positive loadings for the tarsometatarsus and femur, and very strongly negative loading for the tibiotarsus (Fig. 10C).

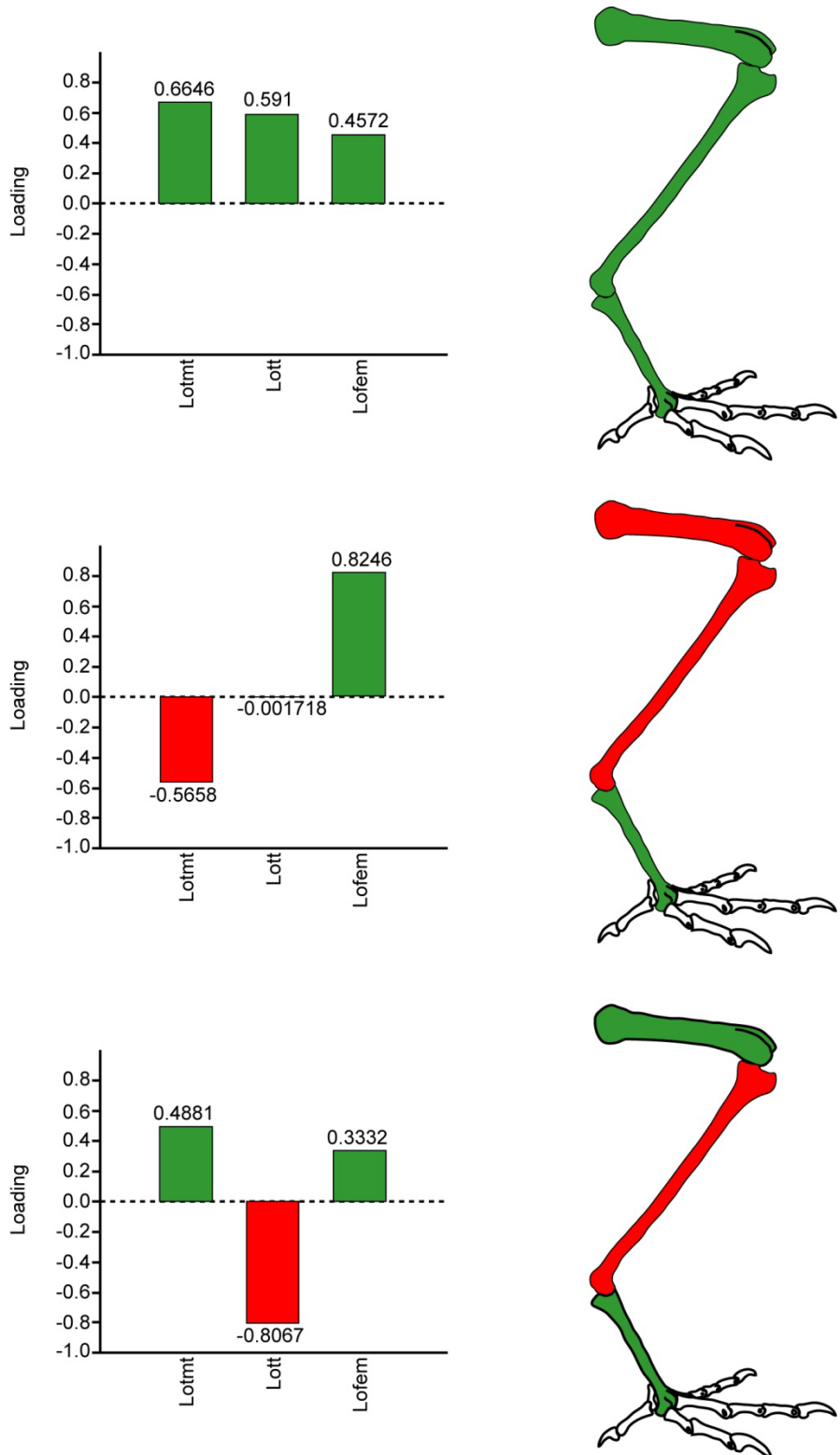


Fig. 10: Graph of the loadings of the modern+fossil hindlimb analysis. A.) Loadings of PC1 B.) Loadings of PC2 C.)

Loadings of PC3.

The PC1-PC2 scatterplot of the hindlimb analysis showed some separation of fossil birds from the modern groups, with the exception of the Cretaceous ornithurines, and with one exception of webbed-footed birds (*Sterna paradisea*) overlapping with the enantiornithine cluster (Fig. 11A). Most of this separation is along the PC2 axis. The PC2-PC3 scatterplot, however, has lost much of this clustering (Fig. 11B). Primitive birds, confuciusornithids, and long-tailed birds+microraptorines do tend towards the positive side of the PC2 axis, although there is some overlap with other modern bird groups. Enantiornithines cover a very wide range in the morphospace. The results of the NPMANOVA generally support this trend. Only enantiornithines have many comparisons with p-values <0.05 (Table 5).

| | Waders | Lobed-foot | Foot-propel | Webbed-fc | Semipalmat | Ground | Zygodactyl | Perching | Dove | Primitive | Enantiornith | Long-tailed | Ornithurine | Confuciuso |
|-------------------|--------|------------|-------------|-----------|------------|--------|------------|----------|--------|-----------|--------------|-------------|-------------|------------|
| Waders | 0 | 0.9267 | 0.5641 | 0.8569 | 0.7609 | 0.7865 | 0.5116 | 0.5429 | 0.4562 | 0.2181 | 0.3933 | 0.5494 | 0.5338 | 0.2056 |
| Lobed-footed | 0.9267 | 0 | 0.4792 | 0.3131 | 0.8107 | 0.6032 | 0.5904 | 0.4024 | 0.3352 | 0.3326 | 0.007 | 0.4268 | 0.268 | 0.0999 |
| Foot-propelled | 0.5641 | 0.4792 | 0 | 0.3834 | 0.6765 | 0.0582 | 0.0843 | 0.1382 | 0.0656 | 0.2634 | 0.0002 | 0.0043 | 0.1158 | 0.0263 |
| Webbed-footed | 0.8569 | 0.3131 | 0.3834 | 0 | 0.935 | 0.796 | 0.671 | 0.7549 | 0.7871 | 0.4063 | 0.0015 | 0.2138 | 0.2864 | 0.1921 |
| Semipalmate | 0.7609 | 0.8107 | 0.6765 | 0.935 | 0 | 0.8528 | 0.8446 | 0.8567 | 0.8298 | 0.7969 | 0.9668 | 0.7438 | 0.8113 | 0.86 |
| Ground | 0.7865 | 0.6032 | 0.0582 | 0.796 | 0.8528 | 0 | 0.2071 | 0.882 | 0.4024 | 0.8024 | 0.0009 | 0.032 | 0.7667 | 0.195 |
| Zygodactyl | 0.5116 | 0.5904 | 0.0843 | 0.671 | 0.8446 | 0.2071 | 0 | 0.3293 | 0.502 | 0.2046 | 0.0014 | 0.0227 | 0.1463 | 0.5005 |
| Perching | 0.5429 | 0.4024 | 0.1382 | 0.7549 | 0.8567 | 0.882 | 0.3293 | 0 | 0.7945 | 0.5662 | 0.1565 | 0.3458 | 0.8306 | 0.884 |
| Dove | 0.4562 | 0.3352 | 0.0656 | 0.7871 | 0.8298 | 0.4024 | 0.502 | 0.7945 | 0 | 0.3391 | 0.0113 | 0.0317 | 0.7357 | 0.4071 |
| Primitive | 0.2181 | 0.3326 | 0.2634 | 0.4063 | 0.7969 | 0.8024 | 0.2046 | 0.5662 | 0.3391 | 0 | 0.0006 | 0.883 | 0.2824 | 0.4577 |
| Enantiornithine | 0.3933 | 0.007 | 0.0002 | 0.0015 | 0.9668 | 0.0009 | 0.0014 | 0.1565 | 0.0113 | 0.0006 | 0 | 0.0001 | 0.5525 | 0.0011 |
| Long-tailed | 0.5494 | 0.4268 | 0.0043 | 0.2138 | 0.7438 | 0.032 | 0.0227 | 0.3458 | 0.0317 | 0.883 | 0.0001 | 0 | 0.0977 | 0.0123 |
| Ornithurine | 0.5338 | 0.268 | 0.1158 | 0.2864 | 0.8113 | 0.7667 | 0.1463 | 0.8306 | 0.7357 | 0.2824 | 0.5525 | 0.0977 | 0 | 0.1995 |
| Confuciusornithic | 0.2056 | 0.0999 | 0.0263 | 0.1921 | 0.86 | 0.195 | 0.5005 | 0.884 | 0.4071 | 0.4577 | 0.0011 | 0.0123 | 0.1995 | 0 |

Table 5: Results of the NPMANOVA for the modern+fossil hindlimb analysis. Significantly different values are highlighted in yellow.

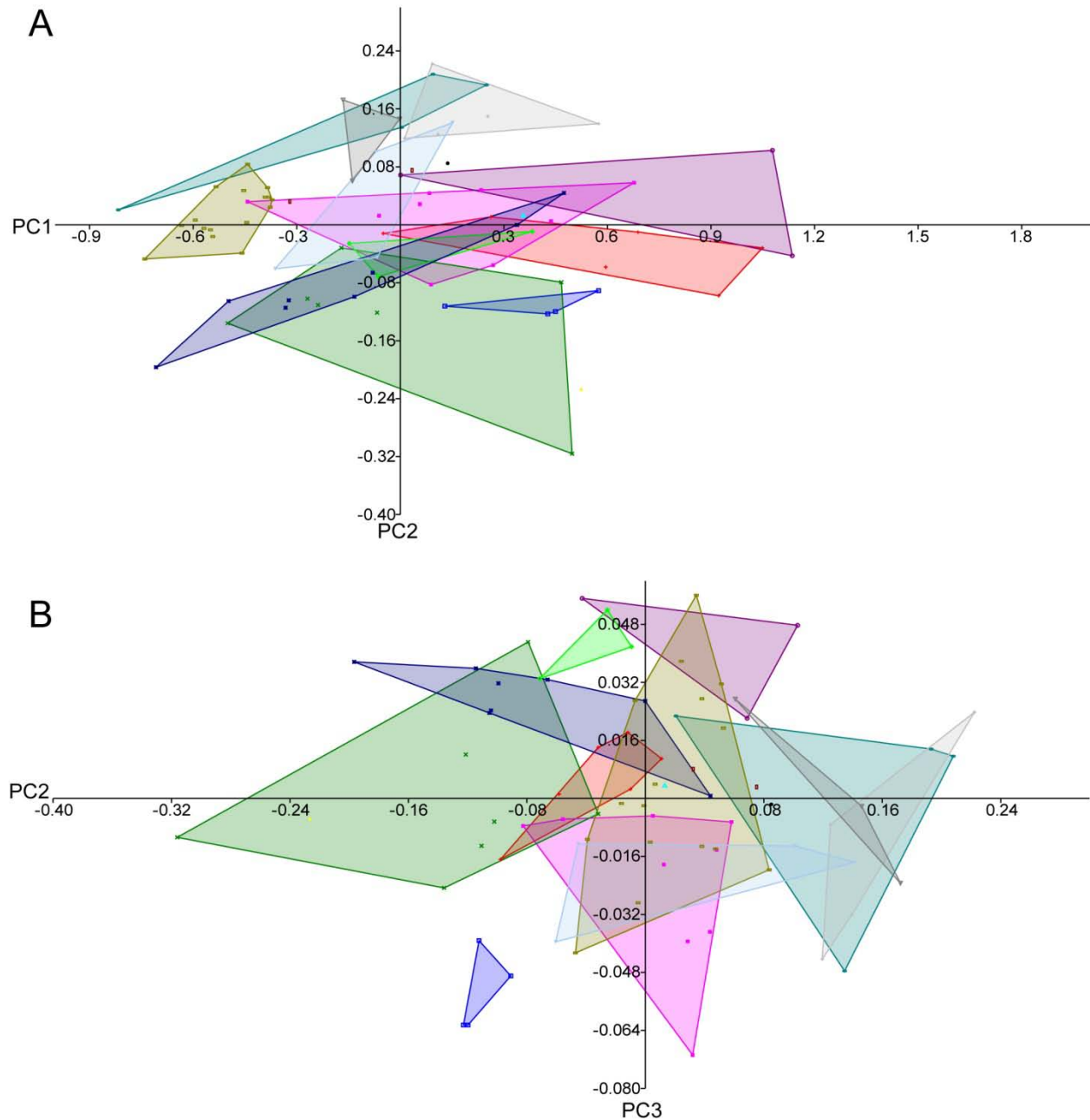


Fig. 11: Scatterplots of the modern+fossil hindlimb analysis. A.) PC1-PC2 scatterplot. B.) PC2-PC3 scatterplot.

When the toe length and hindlimb modern+fossil analyses are combined into a single analysis, the loadings do not change much in value, however, some are flipped—those that were positive in the modern-only analysis are negative, and vice versa. The loadings for PC1, however, remain positive (Fig. 12A). PC1 accounts for 76% of the variation in the data. PC2 accounts for

20% of the variation in the data and shows toe I with very strong positive loading. All other measurements have moderately strong negative loadings, except for the femur, which has very weakly positive loading (Fig. 12B). PC3 is very similar to the modern-only analysis and accounts for 3% of the variation in the data, and shows the toe length measurements with weak to strong negative loadings, and the hindlimb element measurements with strong positive loadings (Fig. 12C). PC4-PC7 account for 1.7% of the variation in the data, and show a mix of negative and positive loadings between the various measurements (Fig. 12D-F).

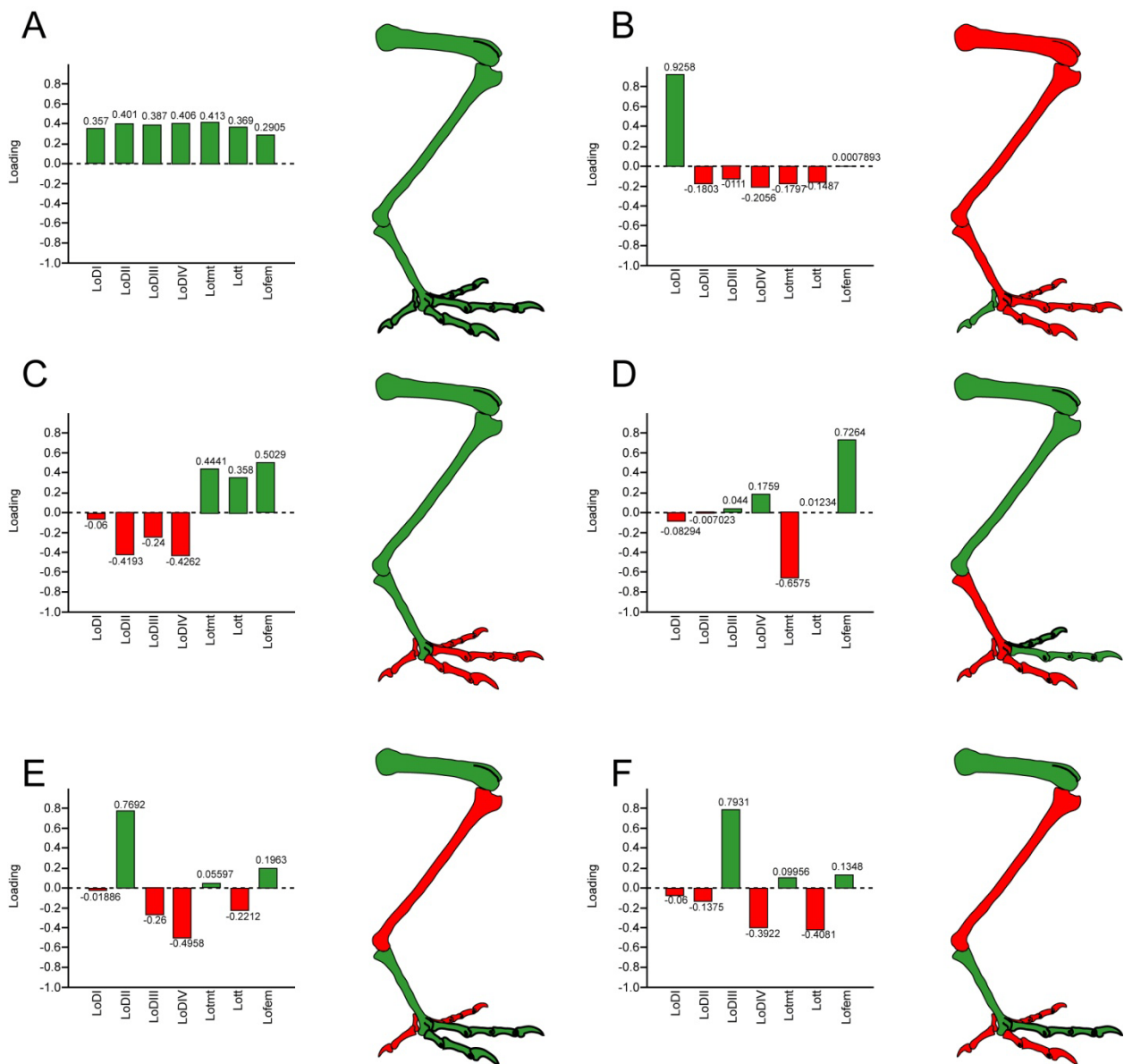


Fig. 12: (Opposite page) Graph of the loadings of the modern+fossil toe+hindlimb analysis. A.) Loadings of PC1 B.) Loadings of PC2 C.) Loadings of PC3 D.) Loadings of PC4 E.) Loadings of PC5 F.) Loadings of PC6.

The PC1-PC2 scatterplot for the toe+hindlimb analysis shows some clustering, especially those of perching birds, enantiornithines, and primitive birds. *Archaeopteryx* falls very close to the center of the morphospace (Fig. 13A). The PC2-PC3 scatterplot shows a strong separation between the arboreal birds (perching birds, zygodactyl birds, and enantiornithines) and terrestrial birds—the sole exception to this rule are the wading birds, which plot very close to perching birds (Fig. 13B). A PC2-PC4 scatterplot shows similar clustering to PC2-PC3, but strongly narrows the morphospace occupied by ground birds (Fig. 13C). Clustering begins to break down in the PC3-PC4 scatterplot with only long-tailed birds+domaeosaurs completely isolated from modern birds (Fig. 13D). Primitive birds and confuciusornithids also begin to cluster with the long-tailed birds+domaeosaurs, however, they both overlap with webbed-footed birds (Fig. 13D). The higher PC numbers result in a breakdown of clustering reflected in the results of the NPMANOVA (Fig. 14, Table 6).

| | Waders | Lobed-footed | Foot-propelled | Webbed-footed | Semipalmate | Ground | Zygodactyl | Perching | Dove | Primitive | Enantiornithine | Long-tailed | Ornithurine | Confuciuso |
|-------------------|--------|--------------|----------------|---------------|-------------|--------|------------|----------|--------|-----------|-----------------|-------------|-------------|------------|
| Waders | 0 | 0.2194 | 0.5095 | 0.2101 | 0.0218 | 0.1172 | 0.9434 | 0.1531 | 0.1096 | 0.2047 | 0.0009 | 0.0054 | 0.8871 | 0.9284 |
| Lobed-footed | 0.2194 | 0 | 0.2674 | 0.3581 | 0.0595 | 0.1003 | 0.7016 | 0.3564 | 0.3357 | 0.391 | 0.0237 | 0.0676 | 0.7376 | 0.7013 |
| Foot-propelled | 0.5095 | 0.2674 | 0 | 0.9423 | 0.0366 | 0.6968 | 0.9441 | 0.1666 | 0.3311 | 0.3414 | 0.0064 | 0.1706 | 0.7127 | 0.9431 |
| Webbed-footed | 0.2101 | 0.3581 | 0.9423 | 0 | 0.0157 | 0.3159 | 0.1731 | 0.0026 | 0.0365 | 0.3039 | 0.0003 | 0.0165 | 0.3357 | 0.4415 |
| Semipalmate | 0.0218 | 0.0595 | 0.0366 | 0.0157 | 0 | 0.5839 | 0.8939 | 0.0268 | 0.1635 | 0.0962 | 0.0001 | 0.0246 | 0.8688 | 0.9506 |
| Ground | 0.1172 | 0.1003 | 0.6968 | 0.3159 | 0.5839 | 0 | 0.8026 | 0.1259 | 0.393 | 0.5954 | 0.0056 | 0.1392 | 0.4199 | 0.7026 |
| Zygodactyl | 0.9434 | 0.7016 | 0.9441 | 0.1731 | 0.8939 | 0.8026 | 0 | 0.9085 | 0.8011 | 0.8977 | 0.1527 | 0.4883 | 1 | 0.5038 |
| Perching | 0.1531 | 0.3564 | 0.1666 | 0.0026 | 0.0268 | 0.1259 | 0.9085 | 0 | 0.1804 | 0.1363 | 0.3067 | 0.0102 | 0.1749 | 0.938 |
| Dove | 0.1096 | 0.3357 | 0.3311 | 0.0365 | 0.1635 | 0.393 | 0.8011 | 0.1804 | 0 | 0.8005 | 0.0222 | 0.1294 | 0.7356 | 0.6956 |
| Primitive | 0.2047 | 0.391 | 0.3414 | 0.3039 | 0.0962 | 0.5954 | 0.8977 | 0.1363 | 0.8005 | 0 | 0.3977 | 0.9164 | 0.7089 | 1 |
| Enantiornithine | 0.0009 | 0.0237 | 0.0064 | 0.0003 | 0.0001 | 0.0056 | 0.1527 | 0.3067 | 0.0222 | 0.3977 | 0 | 0.0015 | 0.4778 | 0.9484 |
| Long-tailed | 0.0054 | 0.0676 | 0.1706 | 0.0165 | 0.0246 | 0.1392 | 0.4883 | 0.0102 | 0.1294 | 0.9164 | 0.0015 | 0 | 0.4566 | 0.4707 |
| Ornithurine | 0.8871 | 0.7376 | 0.7127 | 0.3357 | 0.8688 | 0.4199 | 1 | 0.1749 | 0.7356 | 0.7089 | 0.4778 | 0.4566 | 0 | 0.5755 |
| Confuciusornithid | 0.9284 | 0.7013 | 0.9431 | 0.4415 | 0.9506 | 0.7026 | 0.5038 | 0.938 | 0.6956 | 1 | 0.9484 | 0.4707 | 0.5755 | 0 |

Table 6: Results of the NPMANOVA for the modern+fossil toe+hindlimb analysis. Significantly different values are highlighted in yellow.

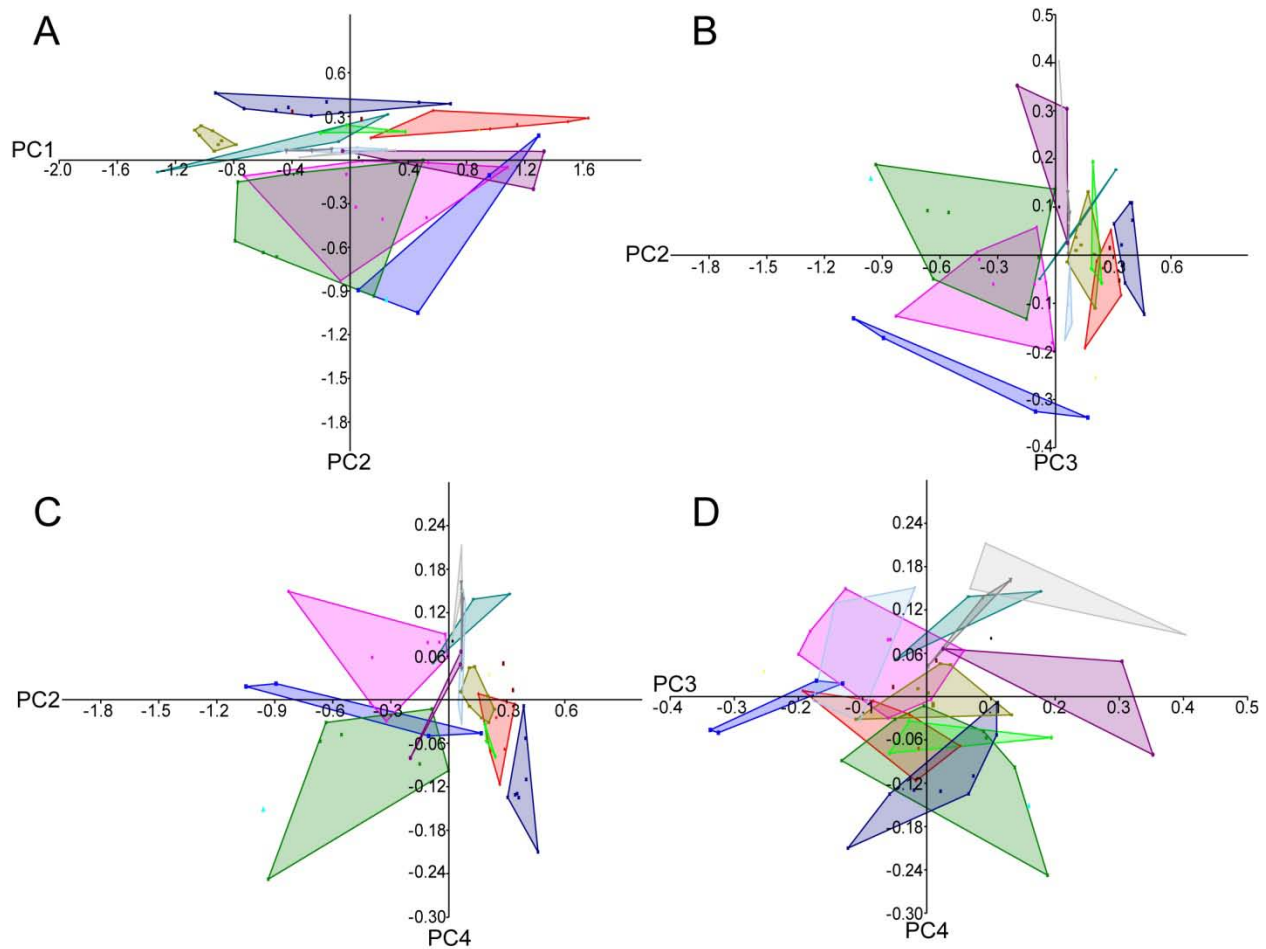


Fig. 13: Scatterplots of the fossil+modern toe+hindlimb analysis. A.) PC1-PC2 scatterplot B.) PC2-PC3 scatterplot C.) PC2-PC4 scatterplot D.) PC3-PC4 scatterplot

The results of the jackknifed rarefaction tests show that those taxa that are generally inferred as arboreal (e.g., enantiornithines and perching birds) tend to have relatively low means (Fig. 15). The variance of each life-habit group, however, overlaps in almost all cases. In the toe length analysis, enantiornithines do not overlap with semipalmate birds, foot-propelled divers, primitive birds, and long-tailed birds+microraptorines (Fig. 15A). In the hindlimb analysis, enantiornithines overlap with every other group (Fig. 15B). In the toe+hindlimb analysis, enantiornithines do not overlap with semipalmate birds and primitive birds (Fig. 15C). General trends in variance between life-habit groups remain constant between the modern-only and the

modern and fossil analyses; therefore, the inclusion of fossil groups does not dramatically change or destabilize the pattern shown using modern taxa.

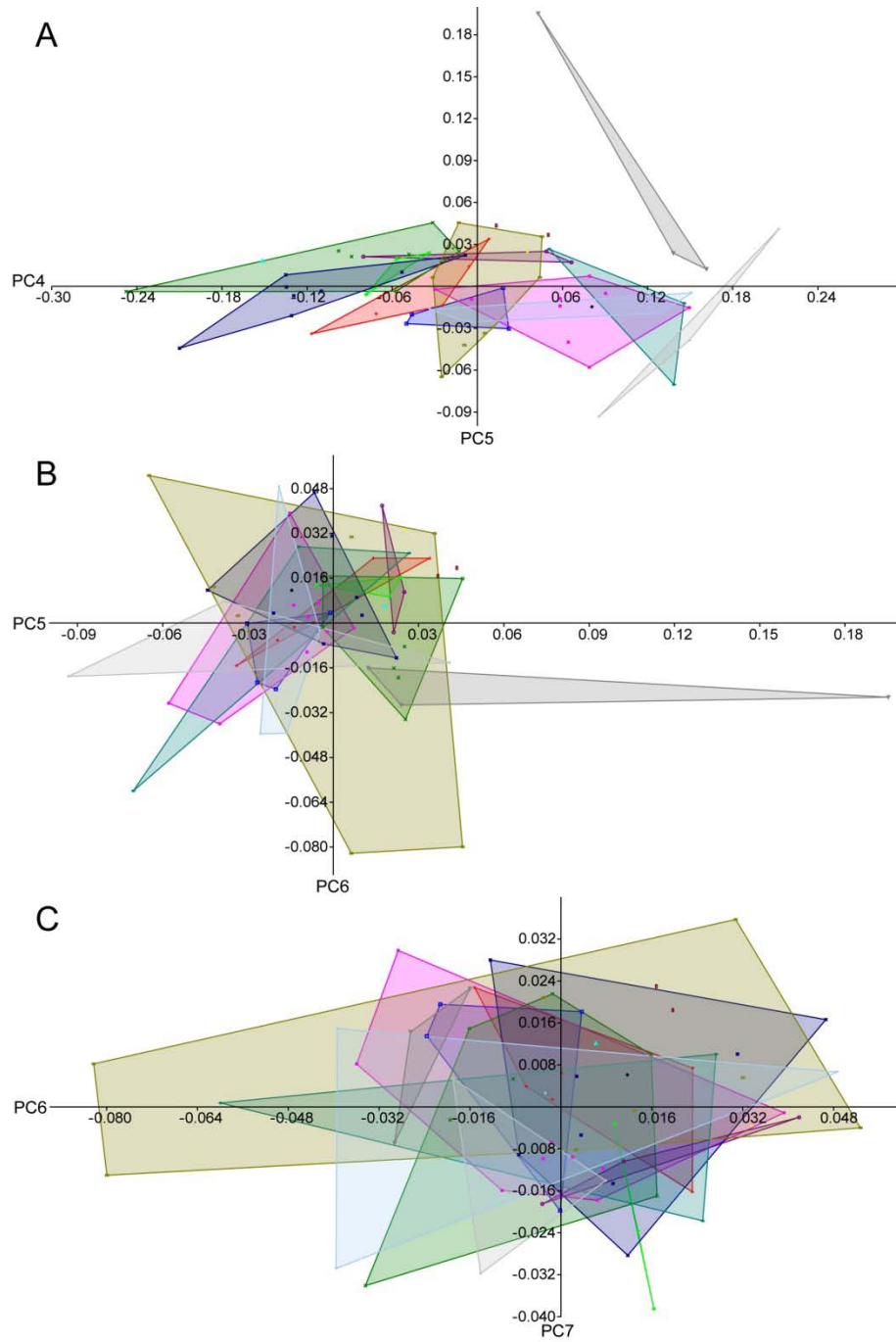


Fig. 14: Scatterplots of the fossil+modern toe+hindlimb analysis, continued. A.) PC4-PC5 scatterplot B.) PC5-PC6 scatterplot C.) PC6-PC7 scatterplot.

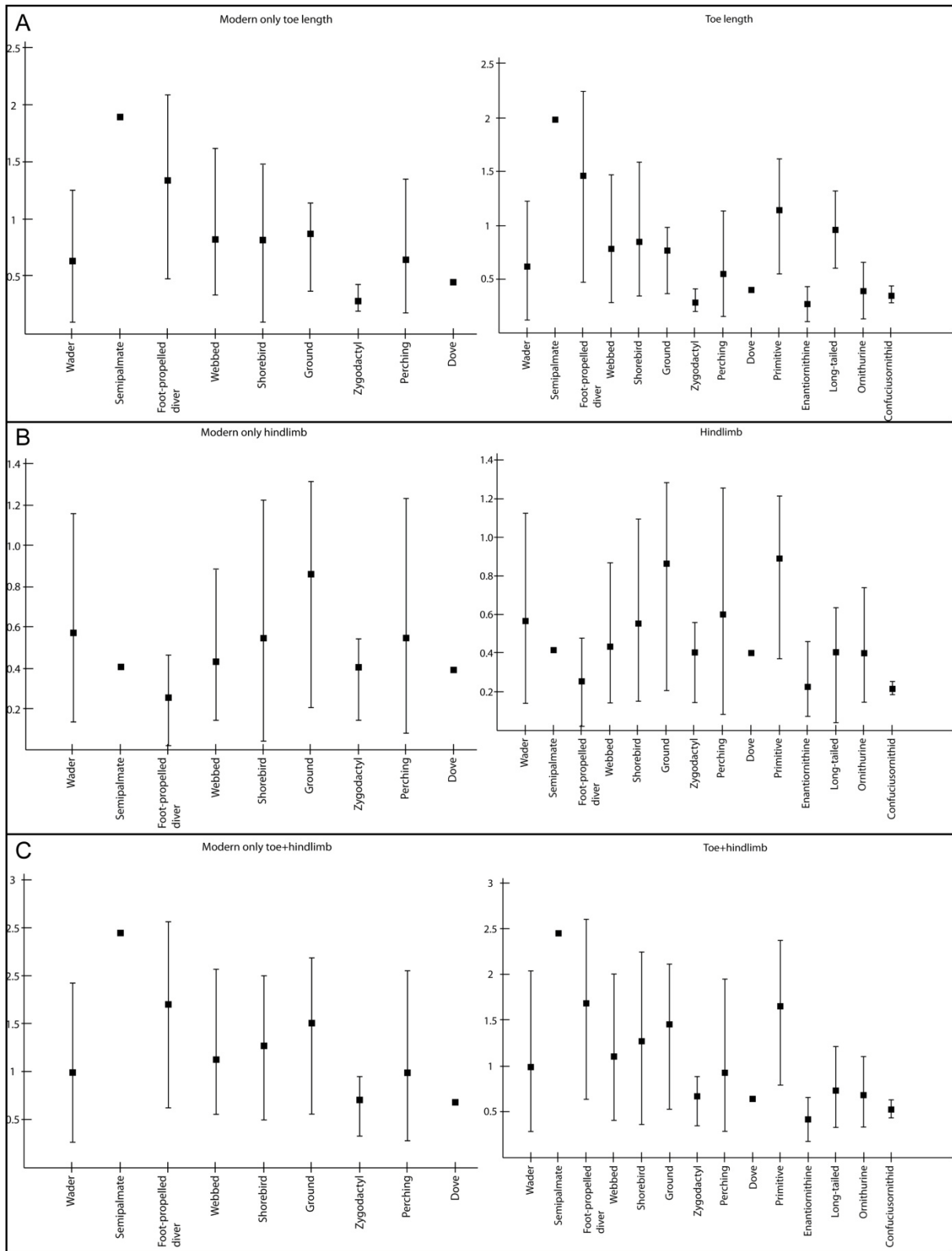


Fig. 15: Box charts with standard deviation bars representing the results of the rarefaction analysis performed on the modern-only and modern+fossil dataset. A.) Toe length B.) Hindlimb C.) Toe+hindlimb.

DISCUSSION

The use of PCA to create a hypothetical morphospace using modern and fossil birds has been previously used in avian paleontology (e.g., Livezey, 1989; Bell and Chiappe, 2011; Wang et al., 2011; Benson and Choiniere, 2013). Each study, however, looked at varying parts of the bird anatomy for their analysis. Our study focuses only on the bird hindlimb, whereas Livezey (1989) examined many different measurements beyond the limbs, Bell and Chiappe (2011) examined both fore- and hindlimbs, Wang et al. (2011) focused on the forelimb and primary feather length, and Benson and Choiniere (2013) examined the three forelimb and three hindlimb elements but did not examine the feet. Neither Livezey (1989) nor Bell and Chiappe (2011) separated out their analysis into separate body part analyses (e.g., Bell and Chiappe 2011, generated a combined fore- and hindlimb analysis but did not perform a forelimb analysis and a hindlimb analysis); rather they combined everything into one single analysis and interpreted that dataset. Benson and Choiniere (2013) did perform two separate analyses of fore- and hindlimb data, but then did not combine them. Although Benson and Choiniere (2013) presented a ternary diagram illustrating a comparison of modern bird hindlimbs to fossil bird and theropod dinosaur hindlimbs, the modern bird dataset is not included in either the PCA dataset or the resulting scatterplot. In Bell and Chiappe (2011) a modern-only dataset was developed, and then fossil taxa were superimposed onto that dataset. Wang et al. (2011) used a similar method Bell and Chiappe (2011) in their analyses for the forelimbs of modern and fossil birds.

The modern-only analysis

The analysis of the toe lengths of modern birds indicates that the length of toe I is an important factor in avian morphology. PC1, despite the log adjustment, likely represents body size, which, due to the normalization of the log-adjusted data, resulted in the data being more centralized in the scatterplot (this is true for the PC1 of all analyses), and accounts for 72% of the variability in the data. PC2—the toe I-dominated principal component—accounts for 27% of the variability in the data. In other published studies, the percent variation of PC2 is < 10% (e.g., Bell and Chiappe, 2011: 5%). This result suggests that toe I potentially correlates with life habit. An examination of the PC2-PC3 scatterplot does seem to support this interpretation (see Fig. 3B). Birds with webbed feet (webbed-footed birds and foot-propelled divers), clustered on the right (positive) side of the scatterplot, indicate that their toe I length had less influence on the overall foot morphology relative to the length of toes II–IV. Several shorebirds are also on the more positive side of the scatterplot, and many have elevated and reduced or absent hallux toes. Some shorebirds and wading birds occupy a more centralized area on the PC2 axis, along with ground birds (see Fig. 3B). This suggests that the influence of toe I and toes II–IV are approximately equal. The position of Zygodactyl birds is more negative, and perching birds even more so, indicating that toe I strongly influences foot morphology more than the other toes. PC3 has a somewhat similar pattern—toe IV is the dominant influence, and so those birds that have a long toe IV relative to toes I–III are more negative, whereas those with a relatively shorter toe IV are more positive (Fig. 3B).

The clusters seen in the toe length PC2-PC3 scatterplot clearly reflect the overall foot morphology of the bird (Fig. 3B). Interestingly, webbed-footed birds and foot-propelled divers tend to form their own cluster in the PC2-PC3 scatterplot, whereas webbed-footed birds and shorebirds showed a great deal of overlap in the PC1-PC2 scatterplot (Fig. 3A). This change is

likely due to the removal of the normalized body size component (PC1) and the addition of the toe IV-dominated component (PC3). Waders, ground birds, and shorebirds all form a cluster as well, reflecting a more ground-based life habit. Perching birds, which are primarily arboreal, and zygodactyl birds form their own clusters as well (Fig. 3A). Interestingly, those perching birds with the most positive positions on the PC2 axis (*Corvus brachyrhynchos* and *C. corvax*) spend time on the ground foraging.

The hindlimb analysis shows surprisingly little variation in modern birds (Fig. 5). In the PC2-PC3 scatterplot there is some trend towards isolation of the webbed-footed birds and foot-propelled divers (Fig. 5B). Both of these bird types use their hindlimbs primarily for swimming. The two webbed-footed birds that overlap with the shorebird polygon are species of gulls, which are in the same order (Charadriiformes). The general lack of clustering of the majority of bird groups, however, indicates that the hindlimb elements for most birds do not vary much with respect to each other.

In the combined hindlimb and toe length analysis, the clustering in PC1-PC2 is generally similar to the clustering seen in the toe length PC1-PC2 analysis (Fig. 7A). This indicates that toe I dominates any other source of variation, especially that of the hindlimb. The PC2-PC3 scatterplot also reflects this dominant toe I component, as well as a difference between birds with hindlimb-dominated variation and foot-dominated variation (PC3) (Fig. 7B). For example, foot-propelled divers plot most negative on the PC3 axis, indicating the foot is the most important component because the toes are relatively long whereas the hindlimb elements are relatively short. In later scatterplots (Fig. 7C–F) the clustering breaks down, indicating that the amount that each component contributes to the overall variation is miniscule ($\ll 1\%$) and are not suggestive of general morphologic or evolutionary trends.

Modern + fossil analyses

The toe length analysis combining fossil and modern data shows some interesting trends in the fossil data. *Archaeopteryx* plots very near the intersection of the PC1 and PC2 axes (Fig. 9A). Long-tailed birds+microraptorines as well as primitive ornithurines are also clustered there. Confuciusornithids are also close to the center of the morphospace. This suggests that the center of the morphospace on the PC1-PC2 scatterplot represents primitive morphology characterized by a toe I length that is approximately equal in its influence on the foot morphology to the other toes. This mid PC space of morphologic influence is likely a primitive condition. The hallux toe in *Confuciusornis*, long-tailed birds+microraptorines, and primitive ornithurine birds is not exceptionally long as in passeriform birds, waders, or zygodactyl birds, nor is it strongly reduced like that of many shorebirds, webbed-footed birds, and some ground birds (Fig. 9A). In the modern+fossil analysis, waders plot nearer to arboreal morphotypes (e.g., perching birds) based on the length of toe I, regardless of the hindlimb length. Enantiornithines also form a tight cluster, and do not overlap with any other morphogroup on the PC1-PC2 scatterplot.

Clustering in the PC1-PC2 scatterplot begins to break down on the PC2-PC3 scatterplot, where enantiornithines and waders overlap, indicating that enantiornithines have a stronger toe I influence than other primitive birds, including primitive ornithurines (Fig. 9B). The reason for the overlap in enantiornithines and waders is likely due to PC3, which is the relative relationship of toe II to toes III–IV (toe I has very weak loading and, therefore, little influence). The more negative the datapoint, the stronger the influence of toe II. There are two outliers where toe II has a very strong influence, *Jinzhourornis* and, to a lesser extent, *Sinornithosaurus*. There is also an outlier for a weak toe II influence, *Microraptor zhaoianus*. Enantiornithines have a relatively

large spread along the PC3 axis, larger than any modern bird morphogroup (Fig. 9B).

Jinzhouornis does have a long and robust toe II (Fig. 16A), and the toe of *Microraptor zhaoianus* is poorly preserved, although the second digit does appear to be much shorter than the other two digits (Fig. 16B).



Fig. 16: Photographs of *Jinzhouornis* and *Microraptor zhaoianus* feet showing size and preservation of the toes. A.) *Jinzhouornis*. Note the relative robustness of toe II, and the relative fragility of toe IV. B.) *Microraptor zhaoianus*.

Toe II, with its large pedal claw, is overlying toes III and IV. Preservation quality is relatively poor.

The PC1-PC2 scatterplot for the hindlimb analysis shows minimal clustering. Overall, Mesozoic birds appear to cluster on the positive side of the PC2 axis, with the exceptions of enantiornithines and primitive ornithurines (Fig. 11A). This indicates that the femur of primitive birds had more of an influence on the hindlimb than did the tarsometatarsus, contrary to what is seen in most extant birds. Note that, enantiornithines overlap with modern birds on the PC2 axis, however, enantiornithines mostly form their own cluster on the PC1-PC2 scatterplot. Since the enantiornithines overlap with modern birds on the PC2 axis, the PC2-PC3 scatterplot has an almost complete breakdown of clustering (Fig. 11B). Note that most primitive birds still cluster on the positive side of the PC2 axis, away from most modern bird groups. They have a large spread along the PC3 axis, however. Enantiornithines have an even larger spread (~ -0.043 – ~ 0.05), which is comparable to almost all of the modern bird radiation, with the exception of the foot-propelled divers and some of the webbed-footed birds. The primitive ornithurine birds mainly overlap with webbed-footed birds on the PC2-PC3 scatterplot.

Similar to the modern-only combined toe length and hindlimb analysis, in the modern and fossil combined analysis toe I dominates the influence for PC2 (Fig. 12B). *Archaeopteryx* plots near the center of the morphospace, along with long-tailed birds+microraptorines, confuciusornithids, and primitive ornithurines (Fig. 13A). Enantiornithines are clustered alone in the PC1-PC2 analysis. In the combined analysis there is less overlap between enantiornithines and waders in the PC2-PC3 scatterplot (Fig. 13B), however, the overlap still occurs, likely due to the similar influence of toe I compared to toes II–IV. Primitive ornithurines plot strongly negative along the PC3 axis, indicating that the toe lengths more strongly influenced their morphology than the hindlimb. This places them closer to webbed-footed birds and foot-propelled divers, whose hindlimb has a much stronger influence than the toe lengths (Fig. 13B).

Microraptor zhaoianus is the most positive fossil outlier on the positive side of the PC3 axis, indicating that the hindlimb elements had a much stronger influence on the overall hindlimb morphology.

Long-tailed birds+microraptorines and primitive birds both have very strongly restricted wedges of morphospace in the PC2-PC3 scatterplot of the combined analysis. Primitive ornithurines and confuciusornithids are also more restricted in their morphospace than most other groups of birds (Fig. 13B). Primitive birds, however, cover a wider amount of morphospace along the PC3 axis. This indicates that the influence of the toe lengths and hindlimb with respect to each other was variable within these groups, whereas the long-tailed birds+microraptorines, primitive ornithurines, and confuciusornithids were more strongly restricted with respect to the influence of toe length and hindlimb.

Rarefaction analysis

The results of the rarefaction analyses (Fig. 15) indicate that there is significant overlap between most major life-habit groups, a result reflected in the NPMANOVA results (Table 2–6). When the toe length rarefaction analysis is examined, those birds considered arboreal tend to have means that are lower on average (generally <0.8). Interestingly, primitive birds (e.g., *Sapeornis*) and long-tailed birds (e.g., *Jeholornis*), both of which are likely arboreal based on claw morphology (Fig. 17), have very high means in the rarefaction analysis. The combined toe length and hindlimb analysis closely reflects the toe length analysis (Fig. 14A, C), which is also reflected in the scatterplots and loadings from both PCAs.




Fig 17: (Opposite page) Claws of aboreal primitive birds. A.) *Confuciusornis*. Pedal claw II. Bony claw core is dark brown, keratinous sheath is white. The keratinous sheath of II is partially overlapped by the keratinous sheath of III. B.) *Jeholornis*. The feet of this specimen (IVPP V 13294) are completely disarticulated, so there is no way to link claw to toe. C.) *Sapeornis*.

The hindlimb rarefaction analysis shows a different pattern than the toe length and combined rarefaction analyses. The position of the modern bird datapoints do not change, which is consistent with the other analyses, however, there seems to be no correlation between life-habit and mean (Fig. 14B). With the exception of primitive birds, Mesozoic taxa have relatively low means (0.4 or less), however, semipalmate, webbed-footed, and zygodactyl birds as well as doves also have means that are ~0.4. The PC1-PC2 scatterplot indicates separation between primitive birds and other groups with some slight overlap between enantiornithines and webbed-footed birds, and primitive ornithurine birds with other life-habit groups. This pattern, however, is not reflected in either the NPMANOVA (Table 2–6) or the rarefaction analyses (Fig. 14) because: 1) PC1 accounts for >90% of the variation and is normalized body size; and 2) the NPMANOVA and rarefaction analyses include all three principal components, and PC3 does not show strong clustering (e.g., Fig. 11B).

Scatterplot discussion

In all three combined (fossil and modern taxa) analyses, enantiornithines formed their own cluster in the PC1-PC2 scatterplots (Figs. 9A, 11A, 13A), and only in the hindlimb analysis (Figs. 11A) did it overlap with any modern taxa—a single webbed-footed bird, *Sterna paradisea*. No other fossil group is so strongly isolated in each analysis. Furthermore, in the hindlimb PC2-PC3 scatterplot, enantiornithines cover a very large morphospace, especially along the PC3 axis

(Figs. 11B). The variables influencing PC3 are the tibiotarsus (negative) and the femur+tarsometatarsus (positive) (Fig. 10C). This wide area of morphospace indicates that enantiornithines had a variable tarsometatarsus to femur+tarsometatarsus influence. Although the PC2-PC3 scatterplot of the toe length analysis also shows a wider range of variation along the PC3 axis (Fig. 9B), enantiornithines still form a relatively discrete cluster, overlapping only with webbed-footed and zygodactyl birds. In the toe length PC3-PC4 analysis, enantiornithines cover the largest range of morphospace of any other group (Fig. 9C). In the PC2-PC4 scatterplot of the combined analysis, enantiornithines still form a very discrete cluster (Fig. 13C). The PC3-PC4 scatterplot of the combined analysis, enantiornithines overlap webbed-footed birds, waders, and shorebirds, and occupy the approximate center of the morphospace (Fig. 13D). Enantiornithines are, however, still a relatively small cluster. They have simultaneously a very constrained, yet highly variable hindlimb.

Enantiornithines are unique in the amount of their variation. This, perhaps, is not surprising, given that enantiornithines represent an entire subclass of birds (Walker, 1981). The fact that their foot morphology is so very constrained is surprising. This constraint to a relatively stable foot morphotype suggests that enantiornithines, in general, had similar life habits and similar foot functions (i.e., perching or trunk climbing as in modern passeriform birds). The amount of variation in the hindlimb is less easily explained, however, evidence suggests enantiornithine hindlimb and foot anatomy is different than that of ornithurine birds.

In most modern birds, the femur has a less significant influence in the hindlimb—which is not surprising as the femur is bound to the body wall by muscle and does not contribute much to the stride (Rubenson et al., 2007). In enantiornithines, the influence of the tarsometatarsus is similar to that seen in some passeriform, several webbed-footed, ground, and some wading birds

(Fig. 11). Advanced enantiornithines, at least, possess an antitrochanter—a poorly understood articular surface on the avian pelvis—where the neck of the femur (or *facies articularis antitrochanterica*) abuts the pelvis (Hertel and Campbell, 2007 and references therein). The avian antitrochanter is different in morphology and function than the dinosaurian antitrochanter. The presence of an antitrochanter in fossil birds indicates that the femur was bound to the body wall by muscle, as in modern birds, and that some enantiornithines had a femur with limited function—i.e., knee-driven locomotion, as in modern birds. The amount of variance about the PC3 axis in the PC2-PC3 scatterplot (Fig. 11B) is approximately the same amount of variation seen in the entirety of modern (ornithurine) birds—webbed-footed birds and foot-propelled divers do have significantly more negative values than enantiornithines, but they are the only strong outliers. Enantiornithine hindlimb morphology, therefore, was approximately as varied as the hindlimb morphology of modern birds.

Enantiornithine foot morphology, on the other hand, is strongly constrained, and does not cover a large amount of morphospace in either the PC1-PC2 or the PC2-PC3 scatterplots (Fig. 9). Enantiornithines are largely constrained to terrestrial habitats (especially the arboreal realm), which may explain why they, in general, have a more confined morphospace. The PC1-PC2 scatterplot (Fig. 9A) places them in a relatively unoccupied morphospace, near Sapeornithids, Confuciusornithids, and other primitive birds. Enantiornithines do not, however, overlap any of these groups, likely due to the unusual relative proportions of the toes. In enantiornithines, the toe II is generally larger and more robust, whereas the toe IV is slender and reduced (Fig 18, see Chiappe and Walker, 2002 for examples). The PC2-PC3 scatterplot (Fig. 9B) places them near perching birds, and overlapping with zygodactyl birds and wading birds (e.g., herons) due to the presence of a relatively robust hallux, which all three groups possess.

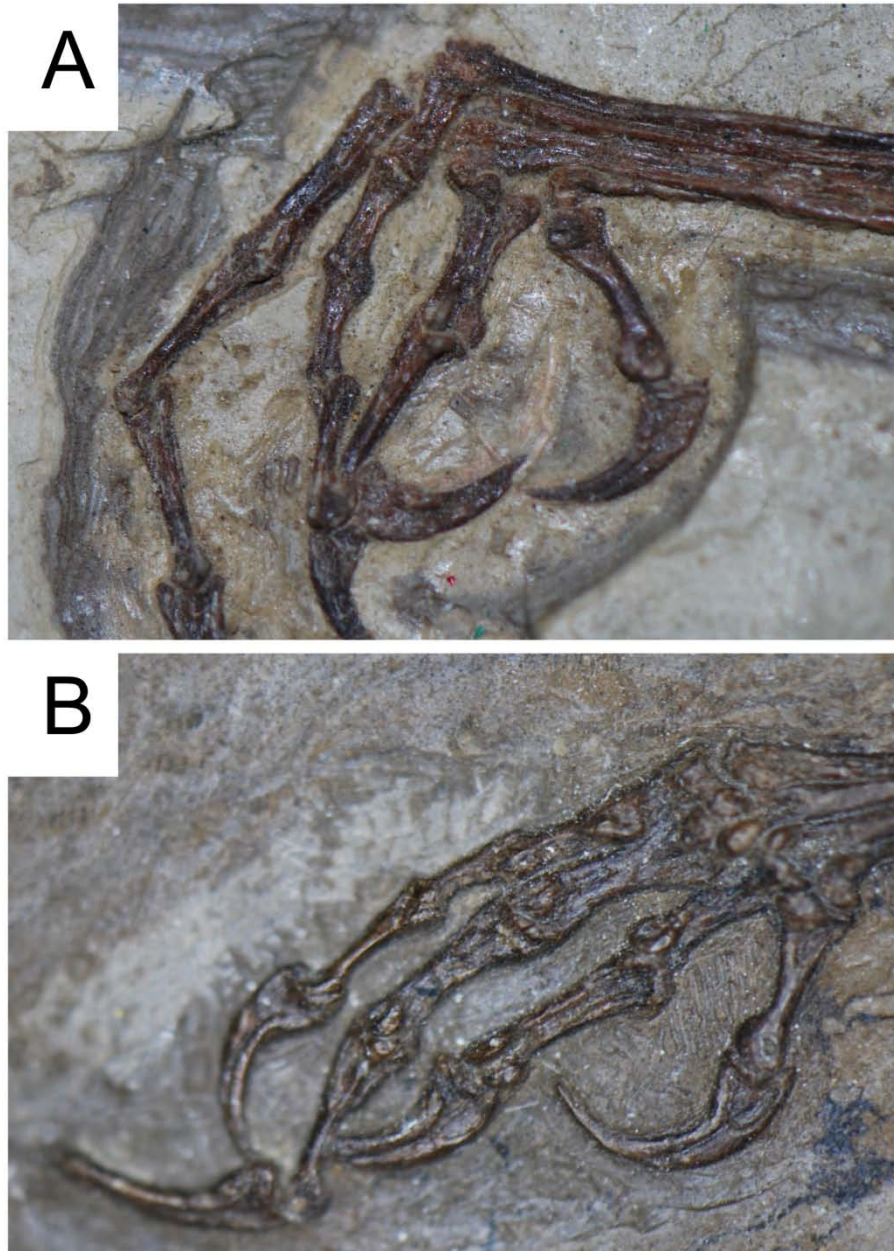


Fig. 18: Photos of some enantiornithine feet, showing slender toe IV. A.) PMOL AB00041B, an undescribed enantiornithine from the Yixian Formation, western Liaoning, China. B.) *Dapingfengornis*, PMOL AB00017.

In general, the loadings of the modern-only and modern+fossil hindlimb analyses do not vary greatly (Figs. 3, 5, 7, 9, 11, 13 and 14), suggesting that hindlimb proportions have remained relatively stable since the Early Cretaceous. The PC1-PC2 and PC2-PC3 scatterplots of the

modern+fossil hindlimb analysis (Fig. 13A, B) show a significant isolation of primitive fossil birds (and microraptorines) from modern birds, primitive ornithurines (with a few exceptions), and enantiornithines. This may be a result of the different posture in early birds—early birds did not have an antitrochanter and, therefore, may have used more hip-driven locomotion than knee-driven locomotion (Hertel and Campbell, 2007). *Archaeopteryx* has been reconstructed with a fully upright posture, with the femur nearly vertical (Martin et al., 1998); the femur was clearly not bound to the body wall with muscle. Some primitive ornithurines, such as *Gansus* and *Hongshanornis*, plot well within modern ornithurines in the PC1-PC2 scatterplot (Fig. 11A), whereas *Yanornis* and *Yixianornis* plot with the more primitive birds. *Gansus* and *Hongshanornis* had a more advanced posture, whereas *Yixianornis* and *Yanornis* retained a more primitive posture with a femur that may have contributed more to locomotion than the femur of modern birds.

Although the PC1-PC2 and PC2-PC3 scatterplots of toe length and the hindlimb analyses are unique (Figs. 9, 11, respectively), when combined into a toe+hindlimb analysis the PC1-PC2 scatterplot is very similar to the PC1-PC2 scatterplot of the toe length analysis, except that the negative and positive values are flipped (Fig. 13). The loadings are also similar in that toe I has the strongest overall loading (Figs. 8A, 12A). This analysis suggests that the avian hindlimb is relatively stable in its proportions when compared to the foot. This is also reflected in the scatterplot of the hindlimb analyses (Figs. 5, 11), which generally shows greater overlap and less significant clustering than the toe length and toe+hindlimb analyses (Figs. 8, 12). This is also reflected in the NPMANOVA results (Table 2–6).

CONCLUSIONS

The foot and hindlimb of birds has been considered highly variable in morphology, and the birds of the Lower Cretaceous Jehol Group show a wide range of diversity. The use of PCA helps to illustrate variation between avian morphotypes. The results of the PCA confirm that primitive birds, enantiornithines, and microraptorines have a different hindlimb posture than primitive ornithurine and modern birds. Modern birds, primitive ornithurines, and some more advanced enantiornithines have an antitrochanter that is indicative of a femur bound to the body wall with muscle, which results in knee-driven locomotion. More primitive birds, early enantiornithines (e.g., those found in the Jehol Group), and dromaeosaurs lack an antitrochanter and, therefore, probably had a femur that was free to contribute to hip-driven locomotion. Enantiornithines show relatively restricted foot morphology, however, the hindlimb morphology is relatively variable.

One of the main tenants in ornithology is that the hindlimb is one of two relatively variable parts of a bird (the other being the bill), due to the constraints that flight places on a body form. The PCA results in this study, however, suggests that the foot itself is more evolutionarily plastic than the hindlimb. The hindlimb of birds is still variable, and the overall lengths of its three elements do vary with respect to each other, however, the variation is not as significant as the variation of the toe lengths.

REFERENCES

ALEXANDER, D. E., GONG, E., MARTIN, L. D., BURNHAM, D. A., AND FALK, A. R., 2010, Model tests of gliding with different hindwing configurations in the four-winged dromaeosaurid *Microraptor gui*: Proceedings of the National Academy of Science, v. 107(7), p. 2972-2976.

- BAUMEL, J. J., AND WHITMER, L. M., 1993, Osteologia in Baumel, J. J., King, A. S., Breazile, J. E., Evans, H. E., and Vanden Berge, J. C., eds: Handbook of Avian Anatomy: Nomina Anatomica Avium (2nd Ed.), Publications of the Nuttall Ornithological Club, Cambridge, Massachusetts, p. 189-247.
- BELL, A., AND CHIAPPE, L. M., 2011, Statistical approach for inferring ecology of Mesozoic birds: *Journal of Systematic Paleontology*, v. 9(1), p. 119-133.
- BENSON, R. B. J., AND CHOINIERE, J. N., 2013, Rates of dinosaur limb evolution provide evidence of exceptional radiation in Mesozoic birds: *Proceedings of the Royal Society of London B*, v. 280, doi 20131780.
- CHANDLER, R. M., 1999, Fossil birds of Florissant in Santucci, V. L., and McClelland, L. eds: *National Park Service Paleontological Research*, pp. 49-53.
- CHATTERJEE, S., TEMPLIN, R. J., 2007, Biplane wing platform and flight performance of the feathered dinosaur *Microraptor gui*: *Proceedings of the National Academy of Science*, v. 104, p. 1576-1580.
- CHIAPPE, L. M., AND WALKER, C. A., 2002, Skeletal morphology and systematics of the Cretaceous Euenantiornithies (Ornithothoraces: Enantiornithes) in Chiappe, L. M., and Witmer, L. M., eds: *Mesozoic Birds: Above the heads of dinosaurs*, University of California Press, Berkeley, pp. 240-267.
- FALK, A. R., MARTIN, L.D., AND HASIOTIS, S. T., 2011, A morphologic criterion to distinguish bird tracks: *Journal of Ornithology*, v. 152, p. 701-716.
- FEDUCCIA, A., 1993, Evidence from claw geometry indicating arboreal habits of *Archaeopteryx*: *Science*, v. 259(5096), p. 790-793.

- FISHER, H. I., 1946, Adaptations and comparative anatomy of the locomotor apparatus of New World Vultures: *American Midland Naturalist*, v. 35(3), p. 545-727.
- GONG, E., MARTIN, L. D., BURNHAM, D. A., FALK, A. R., AND HOU, L. H., 2012, A new species of Microraptor from the Jehol Biota of northeastern China: *Palaeoworld*, v. 21(2), p. 81-91.
- HERTEL, F., AND CAMPBELL, K. E., 2007, The antitrochanter of birds: form and function in balance: *The Auk*, v. 124(3), p. 789-805.
- LIVEZEY, B. C., 1989, Morphometric patterns in Recent and fossil penguins (Aves: Sphenisciformes): *Journal of Zoology*, v. 219(2), p. 269-307.
- MARTIN, L. D., 1983, The origin and early radiation of birds in Brush, A. H., Clark, G. A. Jr eds: *Perspectives in ornithology: essays presented for the Centennial of the American Ornithologists' Union*, Cambridge University Press, Cambridge, pp. 291-338
- MARTIN, L. D., ZHOU, Z., HOU, L., AND FEDUCCIA, A., 1998, *Confuciusornis sanctus* compared to *Archaeopteryx lithographica*: *Naturwissenschaften*, v. 85, p. 286-289.
- MARTIN, L. D., AND TATE, J., 1976, The skeleton of *Baptornis adventus* (Aves: Hesperornithiformes) in Olson, S., ed: *Collected papers in avian paleontology honoring the 90th birthday of Alexander Wetmore*, pp. 35-66.
- MAYR, G., 2006, A new raptorial bird from the Middle Eocene of Messel, Germany: *Historical Biology*, v. 18(2), p. 95-102.
- RUBENSON, J., LLOYD, D. G., BESIER, T. F., DENHAM, B. H., AND FOURNIER, P. A., 2007, Running in ostriches (*Struthio camelus*): three-dimensional joint axes alignment and joint kinematics: *The Journal of Experimental Biology*, v. 210, p. 2548-2562.
- WALKER, C. A., 1981, New subclass of birds from the Cretaceous of South America: *Nature*, v. 292, p. 51-53.

- WANG, X., MCGOWAN, A. J., AND DYKE, G. J., 2011, Avian wing proportions and flight styles: first step towards predicting the flight modes of Mesozoic birds: Plos One, v. 6(12), e28672. doi:10.1371/journal.pone.0028672.
- WELLNHOFER, P., 2009, Archaeopteryx: The icon of evolution (English edition): Verlag Dr. Freidrich Pfeil, Munich, 208 p.
- XU, X., ZHOU, Z., WANG, X., KUANG, X., ZHANG, F., AND DU, X., 2003, Four-winged dinosaurs from China: Nature, v. 421, p. 335-340.
- ZHANG, F., ERICSON, P. G. P., AND ZHOU, Z., 2004, Description of a new enantiornithine bird from the Early Cretaceous of Hebei, northern China: Canadian Journal of Earth Sciences, v. 41, p. 1097-1107.
- ZHOU, Z., BARRETT, P. M., AND HILTON, J., 2003, An exceptionally preserved Lower Cretaceous ecosystem: Nature, v. 421, p. 807-814.
- ZHOU, Z., CLARKE, J., AND ZHANG, F., 2008, Insight into diversity, body size, and morphological evolution from the largest Early Cretaceous enantiornithine bird: Journal of Anatomy, v. 212, p. 565-577.
- ZHOU, Z., AND FARLOW, J., 2001, Flight capability and habits of *Confuciusornis* in Gauthier, J. and Gall, L. F., eds: New perspectives on the origin and early evolution of birds: proceedings of the International Symposium in honor of John H. Ostrom, February 13-14, pp. 237-254.
- ZHOU, Z., AND WANG, Y., 2010, Vertebrate diversity of the Jehol Biota as compared with other lagerstätten: Science China Earth Sciences, v. 53(12), p.1894-1907.

THE PLUMAGE AND SOFT TISSUES OF *CONFUCIUSORNIS*

ABSTRACT

Previous interpretations of the plumage of *Confuciusornis* suggested that the primary feather rachises were weak and could not support flight, and that the long primary feathers relative to the ulna indicated a narrow, long wing similar to that of swifts. Data presented herein suggest that the rachises of the primary feathers of *Confuciusornis* were robust and comparable to modern birds, and that its wing shape was much wider and broader. The 10th (outermost) primary feather is very short, less than half the length of the 9th primary. The 7th and 8th primaries are the longest. The secondaries are also comparatively long, contrary to that seen in modern fast-flying birds, and resulted in a broader wing. Use of laser fluorescence highlights soft tissue, including scales and skin and muscle complexes, allows for a complete soft-tissue reconstruction of *Confuciusornis*, and a complete and accurate description and interpretation of its enigmatic paired tail feathers. *Confuciusornis* had reticulate scales on the feet and large, expanded phalangeal pads, similar to the morphology in modern perching birds. The proximal tibiotarsal muscle complex (*m. gastrocnemius*) is relatively small, which is another indicator of arboreality. The propatagium of birds is the primary lift-generating feature between the wrist and body wall, and it is robust in *Confuciusornis*. The sternal keel may also extend further cranially than previously interpreted. These features suggest that *Confuciusornis* was a powered flyer. The paired tail feathers of *Confuciusornis* and other primitive birds were rachis dominated, and may represent a primitive type of tail feather.

INTRODUCTION

Confuciusornis sanctus was described originally by Hou et al. (1995) from a partial skeleton consisting of a complete crushed skull, elements of the axial skeleton, and a mix complete and partial limbs. The initial argument with regards to *Confuciusornis* was mainly over the preservation of the skull and whether it was preserved in a dorsal or lateral view, and in early specimens the skull was difficult to visualize (Martin et al., 1998). Evidence of feathers was also present on the slab (Chiappe et al., 1999). Initially described as Late Jurassic in age (Hou et al., 1995; Chiappe et al., 1999), recent studies indicate that *Confuciusornis* is Early Cretaceous (Barremian) (Chang et al., 2009). *Confuciusornis* remains, however, the most primitive beaked bird based on its morphology and phylogenetic placement (Marugán-Lobón et al., 2011 and references therein).

Confuciusornis has several unique osteological characteristics among both ancient and modern birds (Chiappe et al., 1999). It possesses an unusually large and robust deltopectoral crest, often with a clearly defined foramen. Toe II is large and robust, whereas toes III and IV are smaller and slimmer. The postorbital is large and robust and the skull is clearly diapsid (Hou et al., 1999). When the horny beak is preserved, it is upturned—a unique feature amongst Mesozoic birds (Hou et al., 1999).

Soft tissues, other than feathers and the keratinized sheath of the beak (Hou et al., 1999), have not been previously reported for *Confuciusornis*. The pattern of scaling on the foot (e.g., scutillate, scutillate-reticulate, etc.) is unknown. Similarly, the extent of the pre- and postpatagium is also unknown in *Confuciusornis*.

There are now thousands of *Confuciusornis* specimens in repositories around the world, mostly in China. Some of these specimens display exceptionally preserved plumages. To date,

however, there has been no detailed description of that plumage. Many studies discuss the elongate tail plumes found on some specimens, their morphology, and whether or not they represent sexual dimorphism (e.g., Martin et al., 1998; Peters and Peters, 2009; O'Connor et al., 2012). Nudds and Dyke (2010) examined the primary feathers of *Confuciusornis* in a study on the rachises and the robustness of the feathers and flight ability. The primary feather lengths of *Confuciusornis* are exceptionally long, with a primary feather:total-arm-length ratio that compares favorably to modern fast-flapping birds (Wang et al., 2011). These studies, however, have focused solely on the primaries of *Confuciusornis* and not the plumage as a whole. The preservational mode of the feathers of *Confuciusornis* is also poorly understood. The purpose of this study is to reconstruct the plumage and soft tissue of *Confuciusornis* from exceptionally preserved specimens housed in institutions in China.

Christiansen and Bonde (2004) examined in detail the body plumage of *Archaeopteryx* (Berlin specimen), which suggests that an extensive study of fossilized plumage is possible on any specimens with exceptional preservation. Longrich (2007) redescribed the hind limb plumage of *Archaeopteryx* from the counterslab of the Berlin specimen, and also performed a complete plumage reconstruction that included flight ability. The feathers of most *Archaeopteryx* specimens are preserved as impressions, left after the original soft tissue decayed (Christiansen and Bonde, 2004). The isolated feather attributed to *Archaeopteryx*, however, is not preserved as an impression, and this feather has been the recent focus of studies regarding the coloration of *Archaeopteryx* (Carney et al., 2012; Manning et al., 2013).

The feathers of a bird wing consist of three major and a varying number of minor types of feathers (Fig. 1). The three major types of feathers are the primaries, secondaries and, when present, the tertials. Also present on the wing are greater primary coverts and greater secondary

coverts; lesser primary and secondary coverts may also be present. Many birds possess an alula, a bastard wing that aids in maneuvering (Proctor and Lynch, 1993).

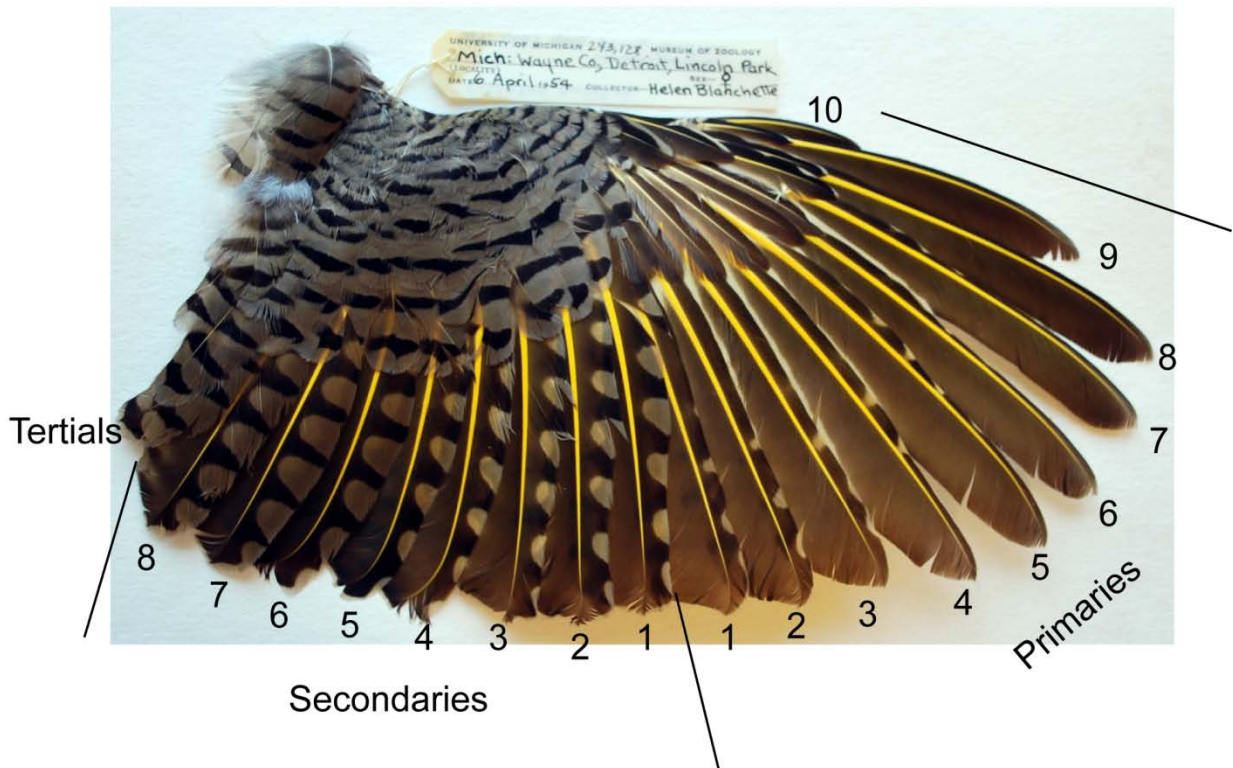


Fig. 1: Photograph depicting the different types of feathers on a bird wing. The feathers that insert on the hand are the primary feathers, the feathers that insert on the ulna are the secondary feathers. These feathers are covered by the greater primary and secondary covert feathers.

Many studies discuss the elongate tail retricies (or plumes) found only on some specimens of *Confuciusornis*. Specimens with and without elongate tail feathers have been found on the same rock slab. Hypotheses have been proposed for these plumes—the most common being sexual dimorphism (Martin et al., 1998; Hou et al., 1999; contra to Chiappe et al., 1999, 2008, 2010; Peters and Peters, 2009, 201), which are based on body size, not tail plumes. These studies, however, do not discuss the morphology of the tail feathers. Recent studies have attempted to discern the accurate morphology of the *Confuciusornis* tail feathers. Originally

described as featureless and ribbonlike (Chiappe et al., 1999), more recent studies suggest that these types of feathers are either rachis dominated (Chuong et al., 2003), or undifferentiated flattened sheets of keratin flanking a rachis (O'Connor et al., 2012, and references therein).

Confuciusornis tail feathers consist of a long portion, previously described as relatively featureless, and only the distal portion possesses barbs identical to those found on modern feathers (Chiappe et al., 1999). This feather morphology is unique with respect to all feathers due to its combination of a so-called featureless portion, with some portion of the feather still containing barbs. Extant birds with featureless, ribbonlike feathers (i.e., some Birds of Paradise [Paradisaeidae]) do not possess barbs on any portion of the feather (Fig. 2A). Several groups of extant birds have feathers with barbs restricted to the distal portion of the feather. For example, some members of the Motmotidae (Mot-mots) and Caprimulgidae (Nighthawks and Nightjars) do not have an enlarged rachis and, when the feather originally develops, the barbs are present along the entire shaft. These barbs have special, weakened bases so that they break off when the bird preens, leaving barbs present only in the distal area of the feather (Fig. 2B). Birds with rachis-dominated feathers have barbs present along the entirety of the feather length (e.g., Indian peafowl *Pavo*, Fig. 2C).

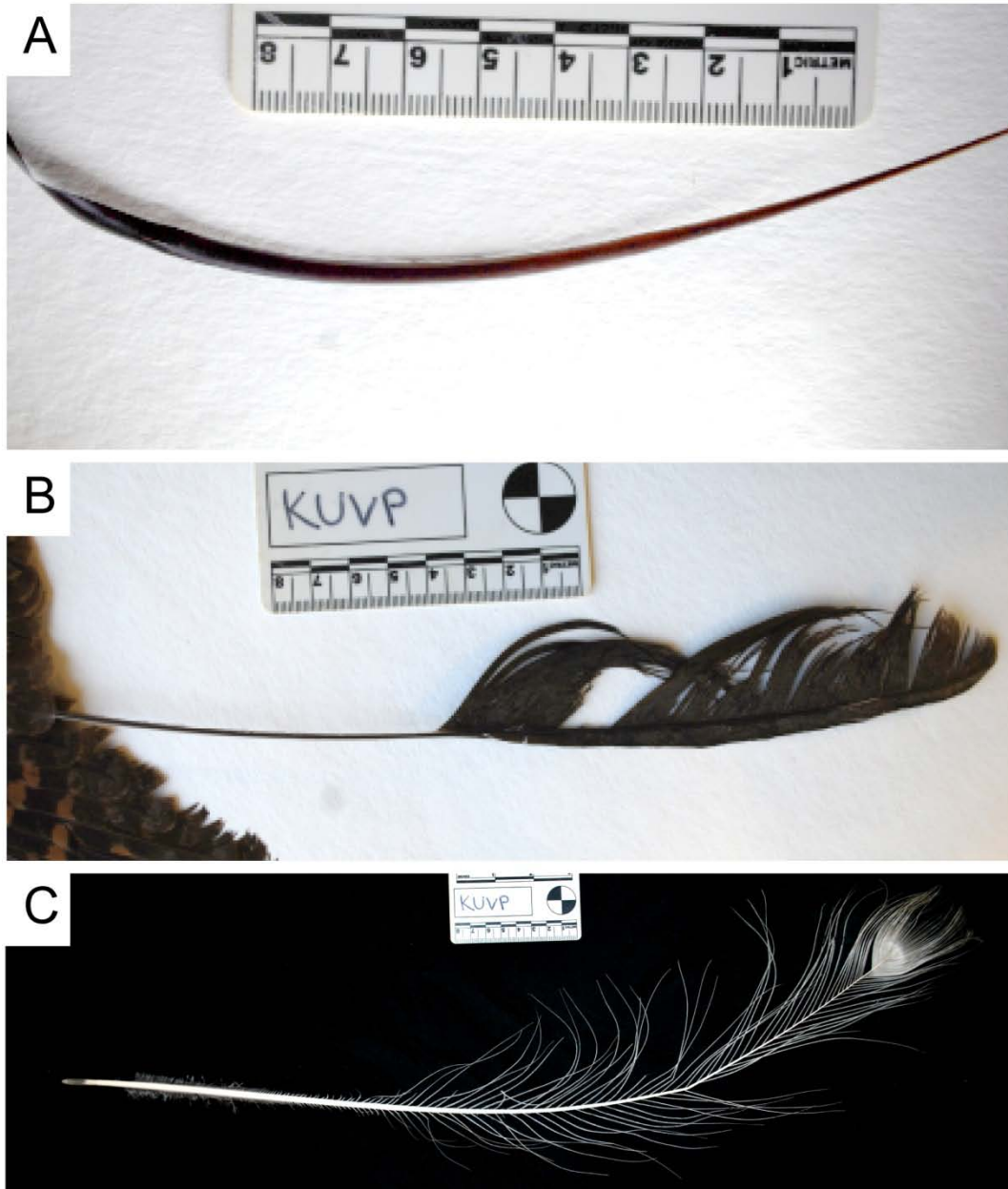


Fig. 2: Photographs of examples of modified feathers in modern birds. A.) Birds of paradise—note the flattened sheet of keratin without any barbs. B.) Standard-winged Nightjar. C.) Indian peafowl (white). Note the diminished barbs that are present on the proximal portion of the rachis.

The feather evolution model by Prum (1999) proposed that feathers began as simple, hollow, filamentous tubes. In this model, down is a primitive type of feather. Modern studies of

feather regeneration, however, indicate it is a complex process (Lucas and Stettenheim, 1972; Maderson et al., 2009) and, therefore, the model of Prum (1999) may be oversimplified. Feathers comprise a central rachis, with branching barbs and barbules, which grow within a hollow tube called a feather sheath; this creates a tube-within-a-tube—not a simple hollow filament. As the feather grows, the barbs are curled inside the feather sheath. As the feather matures, the sheath splits and the barbs uncurl, resulting in a feather that appears featureless proximally due to the covering sheath, but with barbs uncurling at the distal end. Clues to feather evolution may be found in *Confuciusornis* tail feathers, depending on their structure and function.

GEOLOGIC SETTING AND TAPHONOMY

All specimens of *Confuciusornis* are from the Lower Cretaceous Jehol Group in Northeastern China (Fig. 3). The majority are found in the Yixian Formation, the lowermost formation in the Jehol Group, which is comprised primarily of volcanic breccia, tuffaceous sandstone and conglomerate, and shale (Jiang and Sha, 2006). The volcanoclastic sediments were deposited in a (or several) lake basin(s) that resulted from active tectonic processes in the area. Many of the volcanoclastic beds have been interpreted as debris and density flows or suspension loads and turbidity currents (Jiang et al., 2011). Unfortunately, provenience data is unknown for many specimens of *Confuciusornis*, including the ones used in this study.

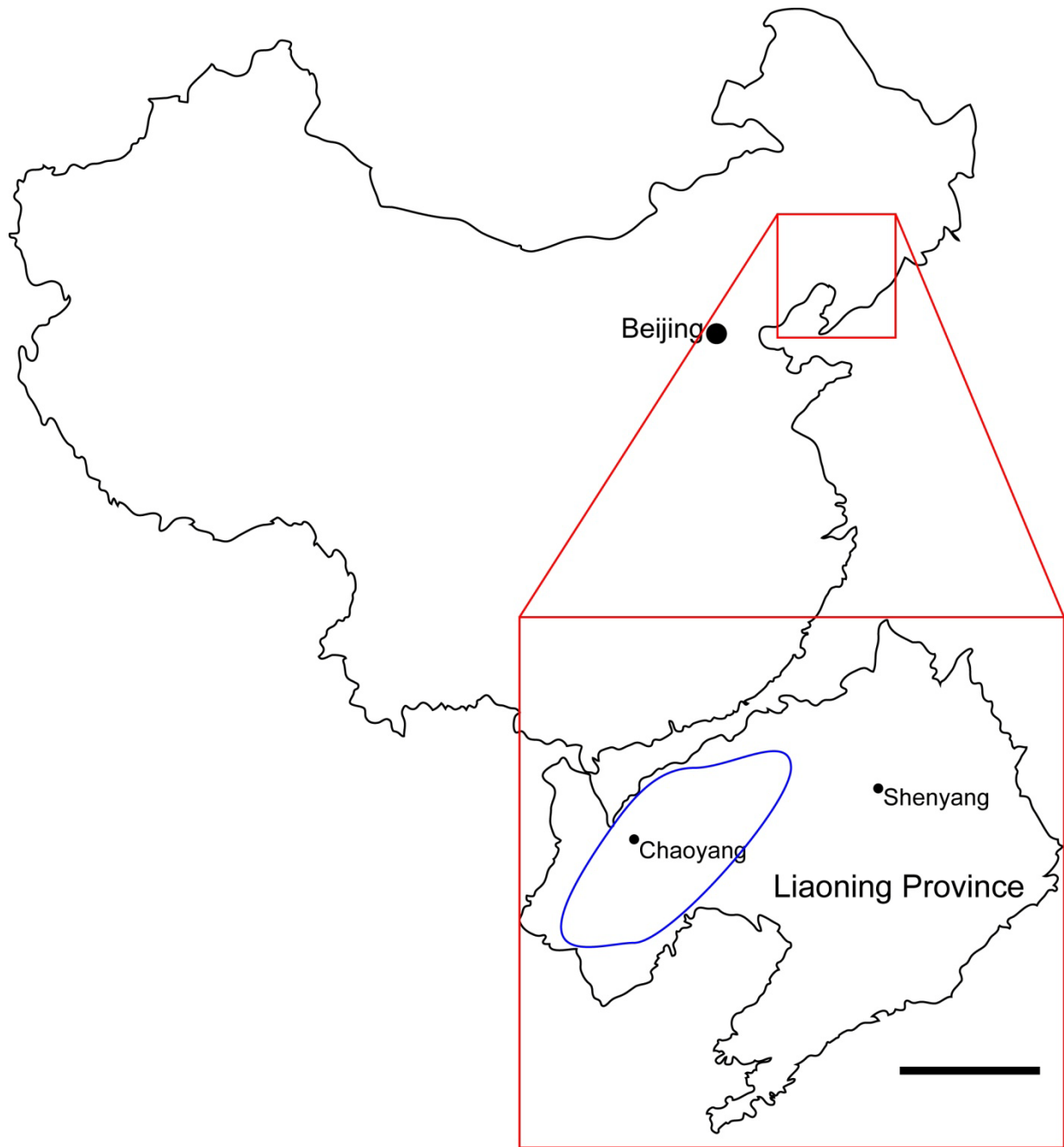


Figure 3: Map showing the general location of the Jehol Group in Northeastern China, western Liaoning province. Scale bar for Liaoning Province=155 km. Blue oval indicates the general area within which Jehol Group outcrops are located. For basin distribution and outcrop area see Jiang and Sha, 2006, Jiang et al., 2011, and Jiang et al., 2014.

The lacustrine beds of the Jehol Group are famous for their fossils, and multiple interpretations of the depositional environment have been made (Jiang et al., 2011 and references

therein). The environment has been interpreted as warm and arid, warm and humid, or semi-arid, but was most likely a lush, gymnosperm-dominated environment with large, deep lakes (Burnham, 2008). There has been no firm consensus on the preservation style of the fossils, especially the soft tissues, however, a recent study has suggested that at least some portion of the soft tissues found in Jehol Group specimens are composed of carbon (Jiang et al., 2014). They state, however, that these tissues could not have undergone the carbonization method of fossilization, and instead suggested that these tissues were charred by pyroclastic flows. They also stated that there is no evidence for mineral replacement in the soft tissues. There are mass mortality events of *Confuciusornis* resulting in beds with more than a thousand individuals in a single layer, and the most parsimonious explanation for this is a sudden, rapid, and catastrophic eruption event. Early Cretaceous volcanism, therefore, played a crucial role in the preservation of the Jehol Biota (Jiang et al., 2014).

INSTITUTIONAL ABBREVIATIONS

IVPP = Institute of Vertebrate Paleontology and Paleoanthropology, Beijing, China. STM = Shandong Tianyu Museum, Pingyi, Shandong, China. PMOL = Paleontological Museum of Liaoning, Shenyang Normal University, Shenyang, Liaoning, China.

MATERIALS AND METHODS

Fossil material was examined mainly at the Institute for Vertebrate Paleontology and Paleoanthropology in Beijing, China. Other specimens at the Tianyu Museum in Pingyi, China, and the Paleontological Museum of Liaoning in Shenyang, China, were also used. Specimens

used are IVPP V13156, IVPP V 13168, PMOL AB00150, STM13-33, STM13-39, STM13-124, and STM13-45. IVPP V 13156 and STM13-45 were primarily used for plumage reconstruction.

The specimens were photographed using a laser fluorescence methodology being developed by Tom Kay from the Burke Museum of History and Culture in Seattle, Washington, USA. A 447nm 300mw blue laser or a 447nm 400mW blue laser pointer, in conjunction with a 50° diffraction diffuser, was used to illuminate the specimens (Fig. 4). When used in conjunction with either a yellow longpass filter (LP-470, Midwest Optical) or an orange longpass filter (YA2, Promaster), the fossil will fluoresce. The surrounding matrix will also glow, especially with the use of the orange longpass filter, which can backlight carbonized structures, such as feathers (Fig. 5). This type of laser fluorescence must be accomplished in a darkroom with little or no natural light input—a complete lack of natural light is preferred. The specimens were also photographed with UV light and a UV camera lens filter (Hoya NXT HMC UV) to compare the two types of fluorescence. Specimens were photographed using a Nikon D60 with an 18-55 mm standard lens and an 85 mm macro lens.




Fig. 4: Photograph of the laser photography setup. Note that this uses the lab laser—the laser pointer is a handheld unit where only the camera is affixed to a tripod. Photographs courtesy of Zhang Shaoguang. A.) Photograph of setup including camera and 447nm 300 mW lab laser. B.) Close up of 447nm 300 mW lab laser.

The primaries and folded secondaries on the wing of IVPP V13156 were measured to reconstruct the wing shape. This reconstruction was then compared to full spread-wing specimens of modern birds to elucidate the flight ability of *Confuciusornis*. Specimens at the Tianyu Museum were also examined and photographed to record the number of secondaries present, however, these specimens were not measured. Specimens from the Tianyu Museum and the Paleontological Museum of Liaoning were also used to reconstruct the insertion of primary and secondary feathers on the hand and ulna. Primaries are numbered from the inside (proximal)

to the outside (distal), following standard ornithological practices (Proctor and Lynch, 1993). Only specimens from the IVPP were photographed using laser fluorescence due to the lack of dark room availability at other locations.




Fig. 5: (Opposite page) Photographs of the long, paired tail feathers. A.) Feather under white light. B.) Feather under laser light. C.) Close up of distal portion under laser fluorescence. Scale bar 6 mm. D.) Close up of feather shaft wall (courtesy of T. Kaye). Yellow arrows indicate shaft wall. Scale bar 6 mm. E.) Frayed section of feather wall, indicated by arrow. Scale bar 6 mm.

Photos were processed using ThumbsPlus ® to increase contrast and add additional filtering to further highlight structures. An approximate cross section of the tail feathers was also performed by translating line density using astronomy software (ImageLab, Aragon Systems, Sweden). The image of the tail feather was rotated until the shaft was vertical, then the image was compressed to 200 pixels. This was done in order to average all of the pixels along the vertical axis. A blur filter was added to remove noise, and the image was inverted to aid in clarity of further processing. Using the astronomy software, a small box was drawn to highlight the area for cross sectioning; this box averaged the vertical pixel rows and generated an intensity plot that represents the cross section through the feather. Note that this is not a true cross-section. Cross sections were taken in the barbless region of the tail feather and in the proximal barbed region of the tail feather, where the barbs first begin to appear (Fig. 6).

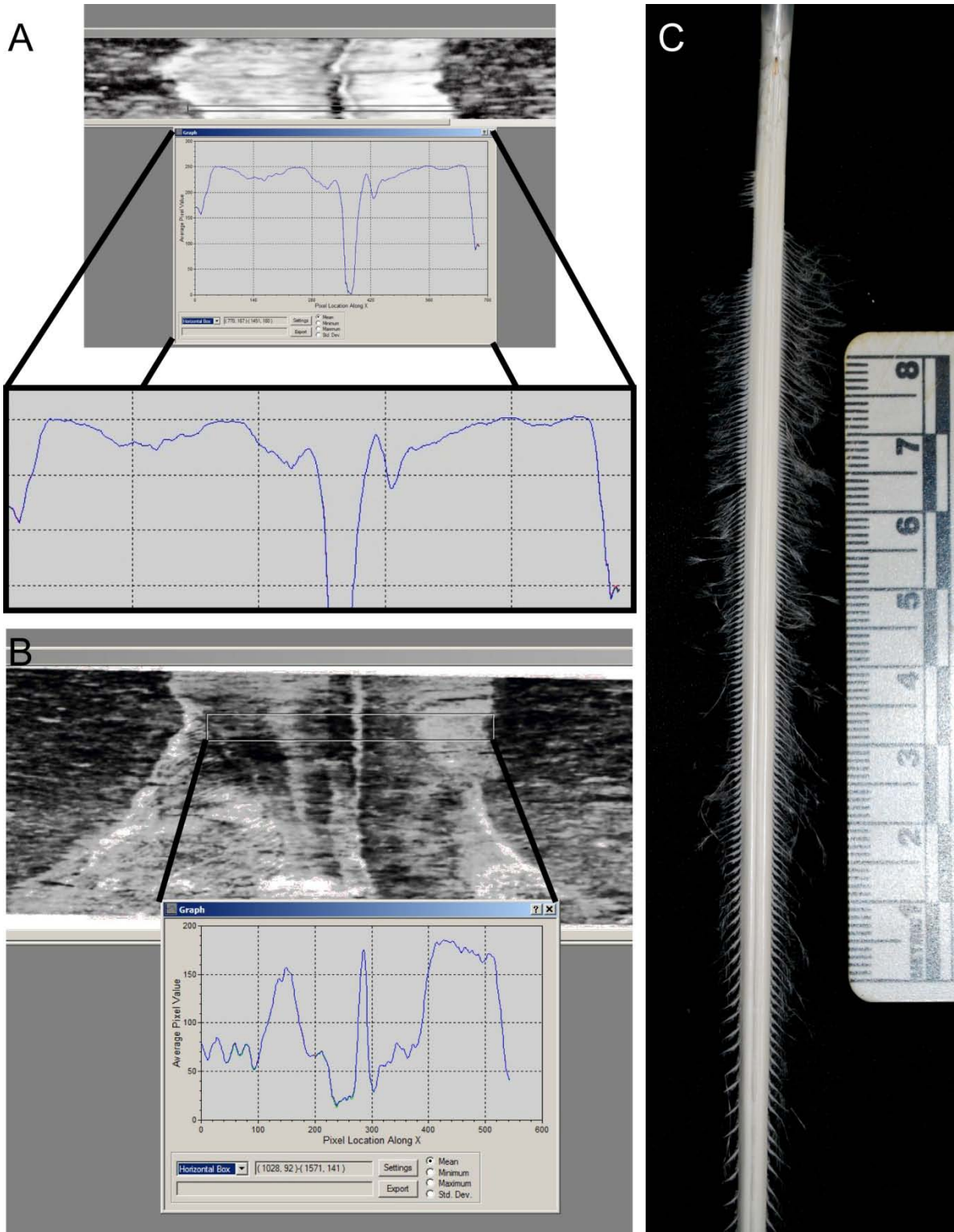


Fig. 6: Best-guess cross-sections of tail feathers created using astronomy software. Note that this cross-section is "upside down" and cannot be rotated due to the readout presented by the software. A.) Distal proximal portion of

feather. B.) Distal portion of feather containing barbs. C.) Rachis of a tail feather from male peafowl (*Pavo*) for comparison. Note the groove at the midline of the rachis. This is the same feather from Fig. 5.

RESULTS

The soft tissue preservation of specimen IVPP V 13156 is especially excellent. The specimen is preserved dorsal-side up, with the right wing partially outstretched and the left wing folded closer to the body (Fig. 7). On the right wing, 10 primaries are preserved (Table 1) (Fig. 7). Primary coverts are also preserved, evidenced by the overlapping rachises and barbs present on the proximal portion of the wing. The 10th and outermost primary is significantly shorter (97.61 mm) than the 9th (186.7 mm). The rachises of the primary feathers are strong and robust, varying from 0.9 mm to 1.9 mm (Table 2). The lower values are due to the covering of the proximal rachis by barbs or other feathers, therefore, a more distal portion of the rachis was measured (Fig. 7B). PMOL AB00150 illustrates the primary feather rachises inserting on the hand, as does STM13-39 (Fig. 8). Secondary feathers are also present on IVPP 13156, although they are folded and overlapping the proximal first primaries (1–5). There is strong evidence for greater secondary coverts based on the presence of overlapping barbs and rachises. There is no evidence of tertial feathers. *Confuciusornis* has at least 10 secondaries based on feather count (STM13-33, STM13-39, STM13-124), however, there are ulnar quill knobs on STM13-39, which dictate how many secondary feathers are present. Ulnar quill knobs are a phenomenon previously not reported in *Confuciusornis* (Fig. 8C). STM13-39 possesses only 8–9 ulnar quill knobs (Fig. 8C), as one quill knob proximal to the ulna is missing, and the distal ulna has been heavily weathered. STM13-39 shows the insertion of secondaries on the ulna within the postpatagium, unfortunately the proximal ~1–1.5 cm has been prepared away (Fig. 8B). The insertion of the feathers into the postpatagium does seem to match the general location of the

ulnar quill knobs. There may be another 2–3 secondaries that insert on the distal ulna (Fig. 8C). STM13-124 has the highest number of secondaries, however, several overlap and several appear much shorter than the others (~half the length), which may indicate these are either secondary coverts or growing feathers. The exact topography of the wing of *Confuciusornis* is difficult to determine, as the exact direction of overlap may be impossible to distinguish based on the fossils. The dorsal and ventral coverts are approximately the same length based on IVPP V 13156, which is preserved dorsal-side up, and STM-13-45, which is preserved ventral-side up (Fig. 9).

| Specimen # | IVPP V13156 |
|--------------|-------------|
| 10th primary | 97.61 |
| 9th primary | 186.7 |
| 8th primary | 202.37 |
| 7th primary | 265.62 |
| 6th primary | 258.5 |
| 5th primary | 249.26 |
| 4th primary | 217.05 |
| 3rd primary | 167.79 |
| 2nd primary | 171.04 |
| 1st primary | 153.64 |

Table 1: Primary feather lengths of IVPP V 13156. Measurements in mm.

| Specimen # | IVPP V13156 | Notes: |
|--------------|-------------|---------------------------------|
| 10th primary | N/A | |
| 9th primary | 1.18 | ~107 mm from the metacarpus |
| 8th primary | 1.64 | ~107 mm from the metacarpus |
| 7th primary | 1.9 | ~107 mm from the metacarpus |
| 6th primary | 1.84 | Taken more proximally |
| 5th primary | 1.33 | Much more distal due to overlap |
| 4th primary | 0.9 | Much more distal due to overlap |
| 3rd primary | <0.5 | |
| 2nd primary | <0.5 | |
| 1st primary | <0.5 | |

Table 2: Primary feather rachis widths of IVPP V 13156. Measurements in mm.




Fig. 7: Photograph of IVPP V 13156. A.) Full specimen B.) Close up of right wing.




Fig. 8: Photographs showing primary calami inserting on the hand and secondary calami inserting on the ulna as well as quill knobs of *Confuciusornis*. A.) PMOL AB00150 B.) STM13-39. Arrows indicate primary and secondary calami within the postpatagium. C.) Ulna of STM13-39 showing quill knobs, indicated by arrows.

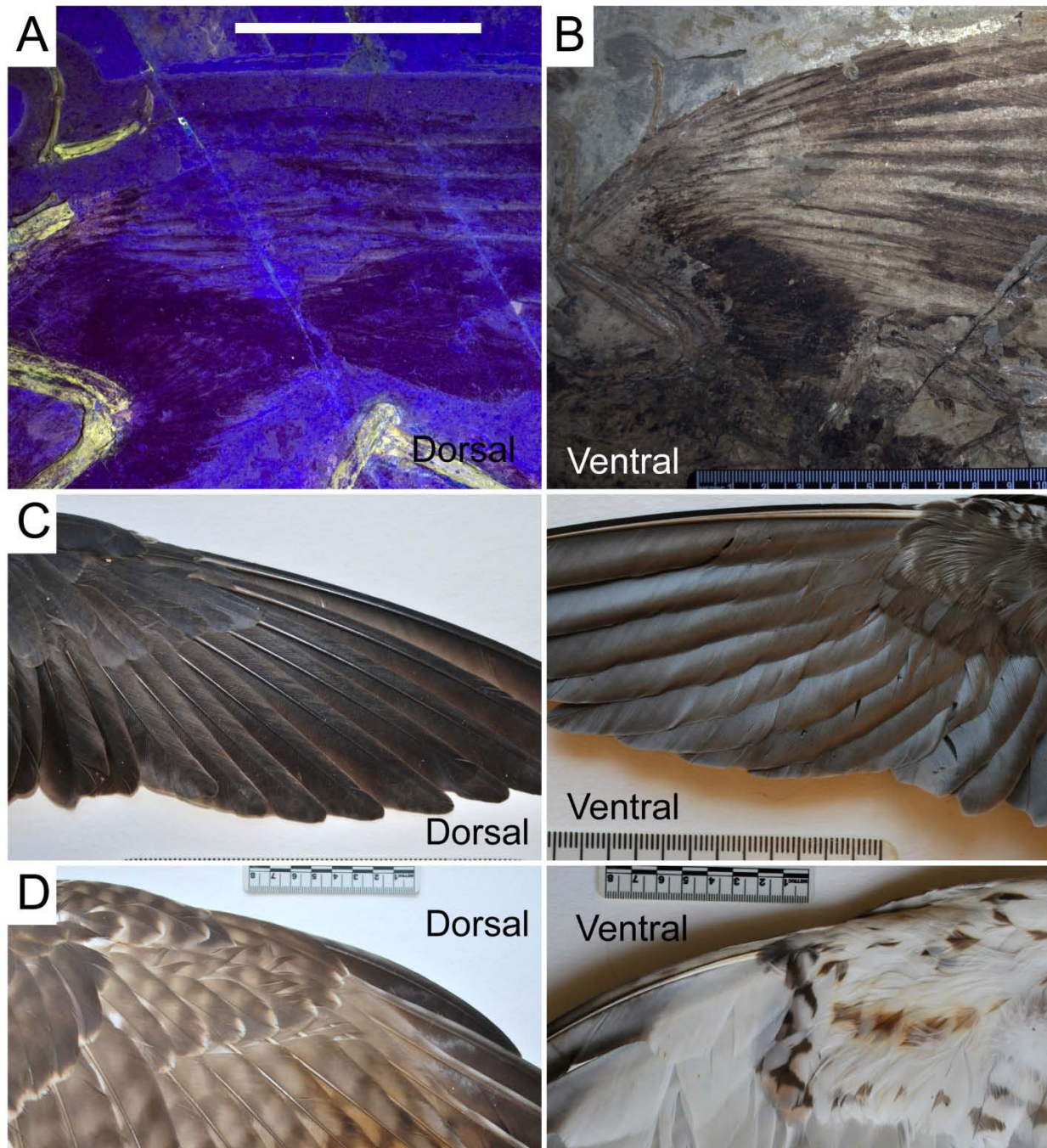


Fig. 9: Photographs showing dorsal and ventral primary and secondary coverts in *Confuciusornis* and select modern examples. A.) IVPP V 13156, under laser fluorescence. Scale bar=7 cm B.) STM13-45. C.) Purple martin from University of Michigan Natural History Museum. D.) Red-tailed hawk from University of Michigan Natural History Museum.

IVPP V 13156 also has paired elongate tail plumes found in many other *Confuciusornis* specimens in this study. Unlike most other *Confuciusornis* specimens, the tail feathers of IVPP V 13156 possess clear anatomical detail (Fig. 5). The total length of the tail feather is ~253 mm. The barbless portion of the tail is ~188 mm long, and the portion of the tail feather that possesses barbs is ~65 mm long. Using laser fluorescence, fine detail can be observed (Fig. 5B).

The tail feathers of *Confuciusornis* have two distinct vertical components and at least four distinct horizontal components in the barbless region (Fig. 5C). The innermost is a dark line at the very center of the shaft, which is surrounded by a white or pale area. Outside the white area is broader dark area that may or may not be subdivided into smaller components (Fig. 5C). The final horizontal component is the shaft wall (Fig. 5D, E). These components are not always visible, even on the same feather. There are other small details that are preserved on the tail feathers of IVPP V 13156 that are not common on less well-preserved specimens. The barbs on the tail are asymmetrical (Fig. 5A, B). There appears to be an outer wall on the barbless region of the feather (Fig. 5D) that is ~1 mm thick. This outer wall is not always visible. One portion of the more proximal tail feather shaft appears frayed or contains multiple branching parts (Fig. 5E). This is the only area of the proximal, barbless area of the tail feather where this morphology is found.

Two cross sections of the tail feathers created with astronomy software highlight a few key morphologic structures. The first is a deep central groove (Fig. 6). On either side of the groove there are slight elevations, analogous to natural levees on meandering rivers. Moving away from the center, the feather seems to plateau, however, there are some changes in relative density that may correlate to a wavy surface (Fig. 6). The distal cross section shows more

complexity than the proximal cross section (Fig. 6). The central groove—represented here as a peak—is still present but there is more topography than in the proximal cross section.

Several key morphologic landmarks are also visible on the tail retricies. There is a clearly defined outer wall and inner groove, which appears as a dark line in the center of the shaft (Fig. 6). Surrounding the inner groove are two paler lines, which may represents raised areas surrounding the ventral groove (Fig. 6). Moving out from the center, there are alternating vertical stripes of light and dark, representing areas where the rachis is filled with spongy material. These vertical stripes are more visible distally, especially where the rachis tapers sharply and the barbs appear. This pattern of alternating light-and-dark vertical stripes with a dark groove in the center is identical to the rachis-dominated tail feathers found in male peafowl (commonly: peacock, genus *Pavo*) (Fig. 6C).

The body (i.e., contour) feathers of *Confuciusornis* are rarely well preserved. Most often, the body feathers are preserved as little more than a carbon film, with no morphologic detail present, and only the positioning on the body allows for their interpretation as body or contour feathers. In some specimens, however, there is evidence for a thick layer of feathers, at least in the cervical region (STM13-51, STM13-7) (Fig. 10). Some specimens, especially those that also possess the long, paired tail feathers, also have elongated feathers on the head, indicating a crest (Fig. 11), which may indicate sexual dimorphism in terms of plumage as originally suggested by Martin et al (1998). STM13-7 (Fig. 8B) does not have evidence of elongated feathers, however, the matrix around the skull appears to have been prepared away, which would have obliterated any evidence of crest feathers. STM13-51, another specimen with well-preserved cervical plumage, does not have evidence of a crest, and also lacks the paired tail feathers (Fig. 10A).




Fig. 10: Specimens of *Confuciusornis* with thick neck feathers. A.) STM13-51. B.) STM13-7.

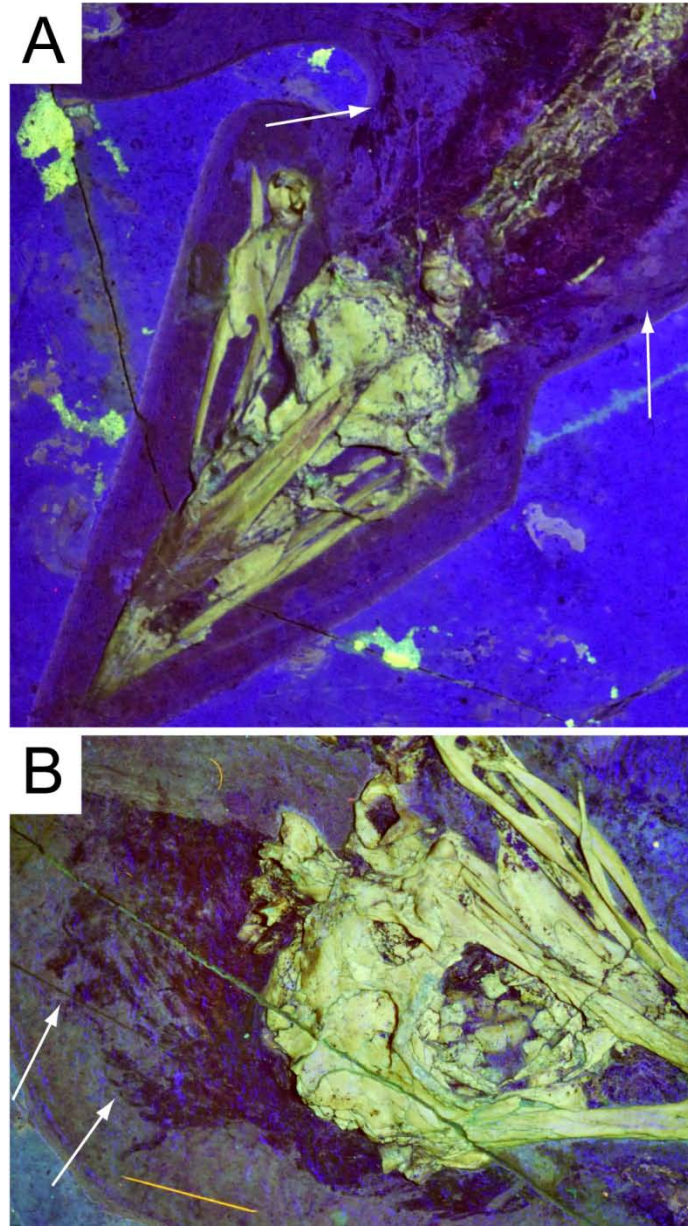


Fig. 11: Specimens of *Confuciusornis* with evidence of a crest. A.) IVPP V 13186. B.) IVPP V 13156.

Further caudally, *Confuciusornis* lacks the typical tail fan seen in modern birds, primitive ornithurines, and potentially one enantiornithine (O'Connor et al., 2009). On well-preserved specimens of *Confuciusornis*, however, there is some evidence for tail feathers other than the elongate, paired plumes (Fig. 12). These other types of feathers, identical in morphology to contour features and possessing clear barbs and central rachises, form a structure termed herein

as a tail puff. This tail puff is morphologically different than the upper tail coverts and undertail coverts seen in modern birds, mainly by their increased length, and are also located not only at the base of the tail (i.e., the pelvis and free caudals) but also appear to be located along the pygostyle. STM13-33 has the best-preserved evidence of a tail puff. The feathers of the puff range in length from 2 cm to 4 cm long near the elongate tail plumes. STM13-45, which lacks the paired tail plumes, does have some evidence of a tail puff, with the centermost feathers up to 4 cm long (Fig. 12B). The tail puff of STM13-45, however, is generally smaller than that of STM13-33.




Fig. 12: The tail puff of *Confuciusornis*; py=pygostyle. Arrows indicate tail puff feathers. A.) STM13-33. B.) STM13-45. Scale bar approximately 4 cm. C.) IVPP V 13156. Scale bar approximately 3 cm.

The exact coloration of *Confuciusornis* is still unknown, although Wogelius et al (2011) reported using trace metal analyses to determine color patterns in *Confuciusornis*. In rare cases, avian fossils can preserve color patterns, however, the exact color is not preserved. One specimen of *Confuciusornis* (STM13-33) preserves the coloration pattern in the dorsal secondary coverts (Fig. 13). The primaries and secondaries appear to be monochromatic, however, only portions of the flight feathers are preserved. The covert feathers appear lighter towards the base of the feather and gradually become darker distally, and each covert feather is tipped in dark color, perhaps black (Fig. 13).




Fig. 13: Color pattern in the wing of *Confuciusornis* (STM13-33). Arrows point to coloration patterns on the secondary covert feathers. R=radius, U=ulna. A.) Photograph of the wing of STM13-33. B.) Close up of secondary coverts.

IVPP V 13156 also contains different kinds of preserved soft tissue. Scales, patagium (skin), and muscle are all revealed under laser fluorescence on IVPP V 13156. These soft tissues are normally invisible under natural light (Fig. 14). Laser fluorescence reveals pinkish halos surrounding areas on the right and left tibiotarsi, which also appear under UV light as tan halos (Fig. 14B). Skin and muscle tissue appears as a pinkish halo, whereas scales are yellow, violet, and blue (Fig. 14C). All of these colors are visible only with the yellow longpass filter. Scales and soft tissues are also visible using the orange longpass filter (Fig. 14D), however, as brighter areas of fluorescence in the matrix, not variations in color.

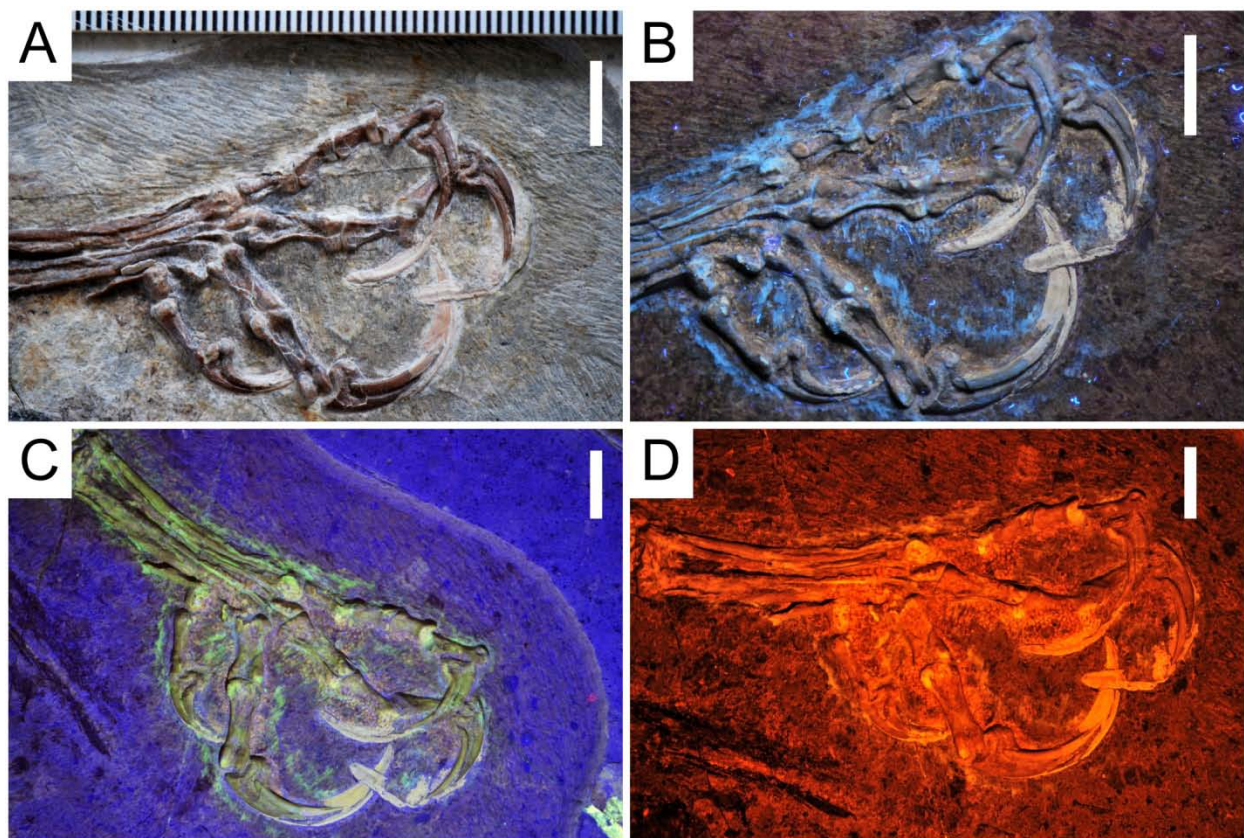


Fig. 14: Comparison of feet of IVPP V 13156 under white light, UV light, and laser fluorescence. All scale bars 8 mm. A.) White light. B.) UV light. C.) Yellow longpass. D.) Orange longpass.

There are scales and pads preserved on the feet (Fig. 15), which are preserved ventral-side up. Scales are preserved both on the matrix, and on the bone of the phalanxes and the tarsometatarsus. The scales of *Confuciusornis* appear to be entirely reticulate. The feet, however, are preserved ventral-side up, which may obscure any scutate scales as they are usually found on the dorsal side of the toes and tarsometatarsus. The scales are relatively spread out away from the phalanxes on the right foot of IVPP V 13156, however, on the left foot the scales are preserved mostly *in situ*. Pads can be distinguished on both left and right feet (Fig. 15), and this evidence suggests that *Confuciusornis* had large phalangeal pads and small interphalangeal pads (Fig. 15C). Many of the pads are compressed and spread out from the foot. Although the pads on the left foot are compressed laterally, they also appear to align roughly with the phalanxes (Fig. 15C). There is no sign of interphalangeal pads. There is also evidence of a large, fleshy metatarsal pad (Fig. 15D). The pad on the left foot is preserved *in situ* and directly on the phalanx (Fig. 15D).

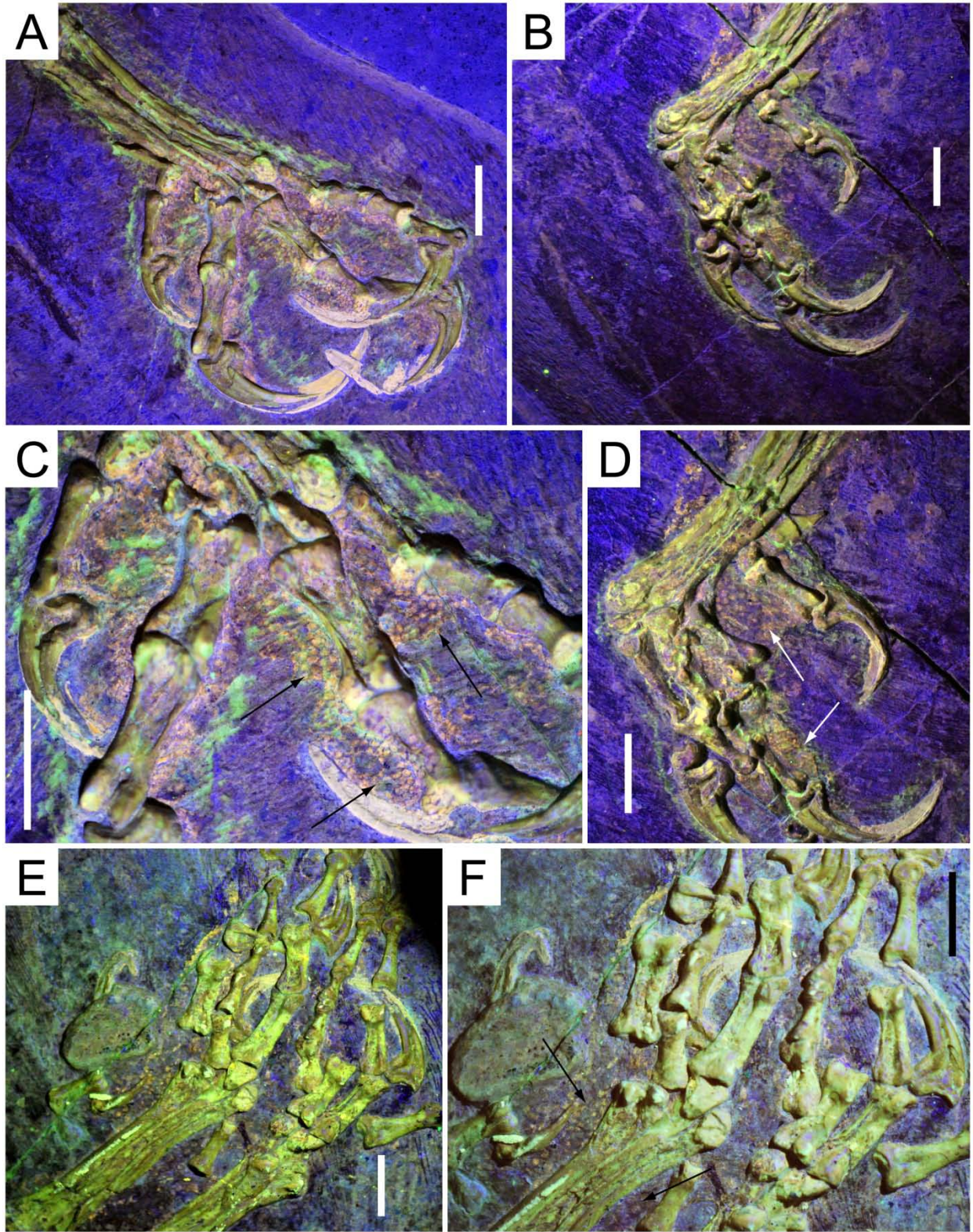


Fig. 15: Photographs of the feet of IVPP V 13156 and IVPP V 13168. A.) Right foot, yellow longpass. Scale bar 7 mm B.) Left foot, yellow longpass. Scale bar 7 mm C.) Close up of right foot, yellow longpass. Scale bar 7 mm.

Arrows indicates areas of soft tissue preservation. D.) Close up of left foot, yellow longpass. Scale bar 7 mm. Arrows indicates metatarsal pad and phalangeal pad preserved *in situ*. E.) IVPP V 13168, yellow longpass. Scale bar 5 mm F.) Close up of IVPP V 13168, yellow longpass. Scale bar 5 mm. Arrows indicate areas of disarticulated reticulate scales.

Under laser fluorescence, there are several areas of soft tissue preserved that are not visible under natural light on IVPP V 13156. These areas appear as pinkish halos in unprocessed laser fluorescence photos (Fig. 16). There is a significant pinkish halo around the tibiotarsus (Fig. 16A). The halo is widened proximally and thins distally down to the joint. The pinkish halo has been prepared away from the tibiotarsus proximally. The halo is wider laterally than medially on the right tibiotarsus, and subequal on the left (Fig. 16A). There is a similar pinkish halo around the distal end of the long, blade-like pygostyle (Fig. 16B). A similarly shaped dark area is also present (under white light) around the distal portion of the pygostyle of STM13-39 (Fig. 17). Another pinkish halo is present on the wings, especially visible on the hand (Fig. 16C), and where the proptagium would be expected (Fig. 16D). The postpatagium of STM13-39 is ~7 mm deep on the ulna and at least 15mm deep on the fingers (Fig. 8). The postpatagium on the ulna of IVPP V13156 is more difficult to measure, however, the postpatagium on the hand is ~13 mm deep.

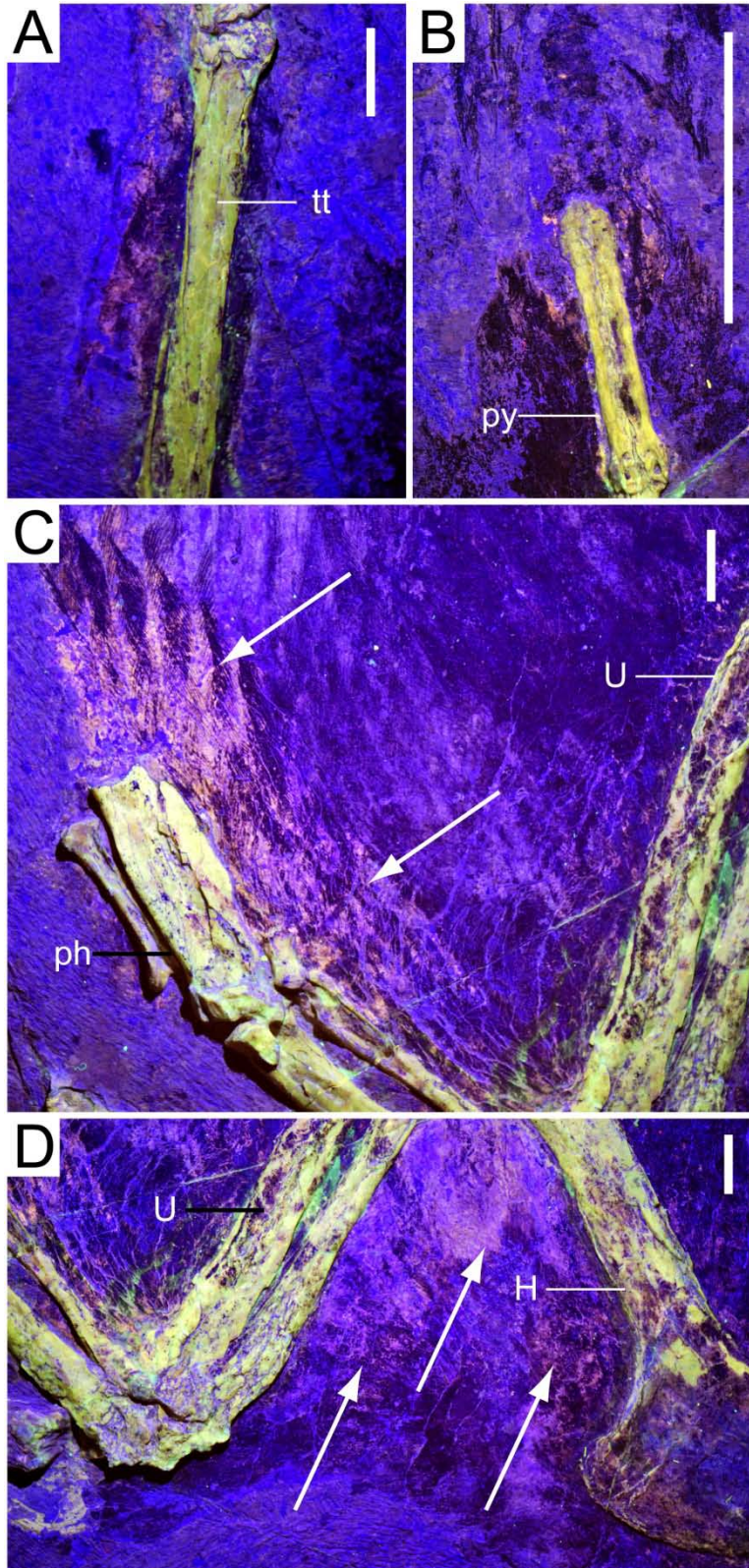


Fig. 16: Photographs of soft tissue under laser fluorescence from IVPP V13156; tt=tibiotarsus, py=pygostyle; U=ulna; ph=phalanx; H=humerus. A.) Tibiotarsus. Note the dark carbonized preservation and the pinkish halo,

representing the *m. gastrocnemius*. Scale bar 8 mm. B.) Pygostyle. Scale bar 3 cm. C.) Wing showing postpatagium. Arrows indicate areas of preserved soft tissue. D.) Wing showing propatagium. Scale bar 5 mm. Arrows indicate areas of preserved soft tissue.

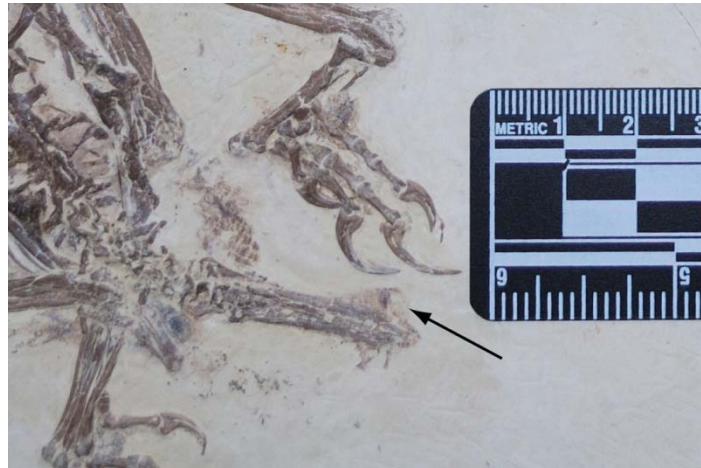


Fig. 17: Photograph of soft tissue around the pygostyle of STM13-39 that may represent the uropygial gland or muscle mass.

DISCUSSION

The results provide evidence for the reconstruction of *Confuciusornis* soft tissue with correct plumage morphology and coloration (Fig. 18). *Confuciusornis*, like all birds, has both primary and secondary coverts, and like all birds appears to have both dorsal and ventral coverts (see Fig. 9). The relative lengths of the dorsal and ventral coverts are unusual—in most birds, the ventral coverts are either shorter than the dorsal coverts (e.g., woodpeckers, passeriform birds, quail), or much longer (e.g., seabirds, waterbirds). Swallows (Passeriformes) have dorsal and ventral secondary coverts that are approximately the same length, however, the morphology of the primary and secondary coverts is different (Fig. 9C), whereas in *Confuciusornis* the primary and secondary coverts appear approximately the same. Red-tailed hawks (*Buteo jamaicensis*) are the only species examined here that have dorsal and ventral coverts of approximately the same

length, and they are shorter relative to the primaries than the coverts of *Confuciusornis* (Fig. 9D). Although previous studies have suggested that the rachises of *Confuciusornis* primaries are thin (Nudds and Dyke, 2010), IVPP V 13156 has proximal primary rachis widths of 1.9 mm to 0.9 mm—the smaller measurements were actually taken 1–2 cm lower on the feather because of overlapping barbs. The rachises of *Confuciusornis* are clearly more robust than previously reported, suggesting that the interpretation that *Confuciusornis* was a weak flyer because of the width of its primaries is likely incorrect (contra Nudds and Dyke, 2010).

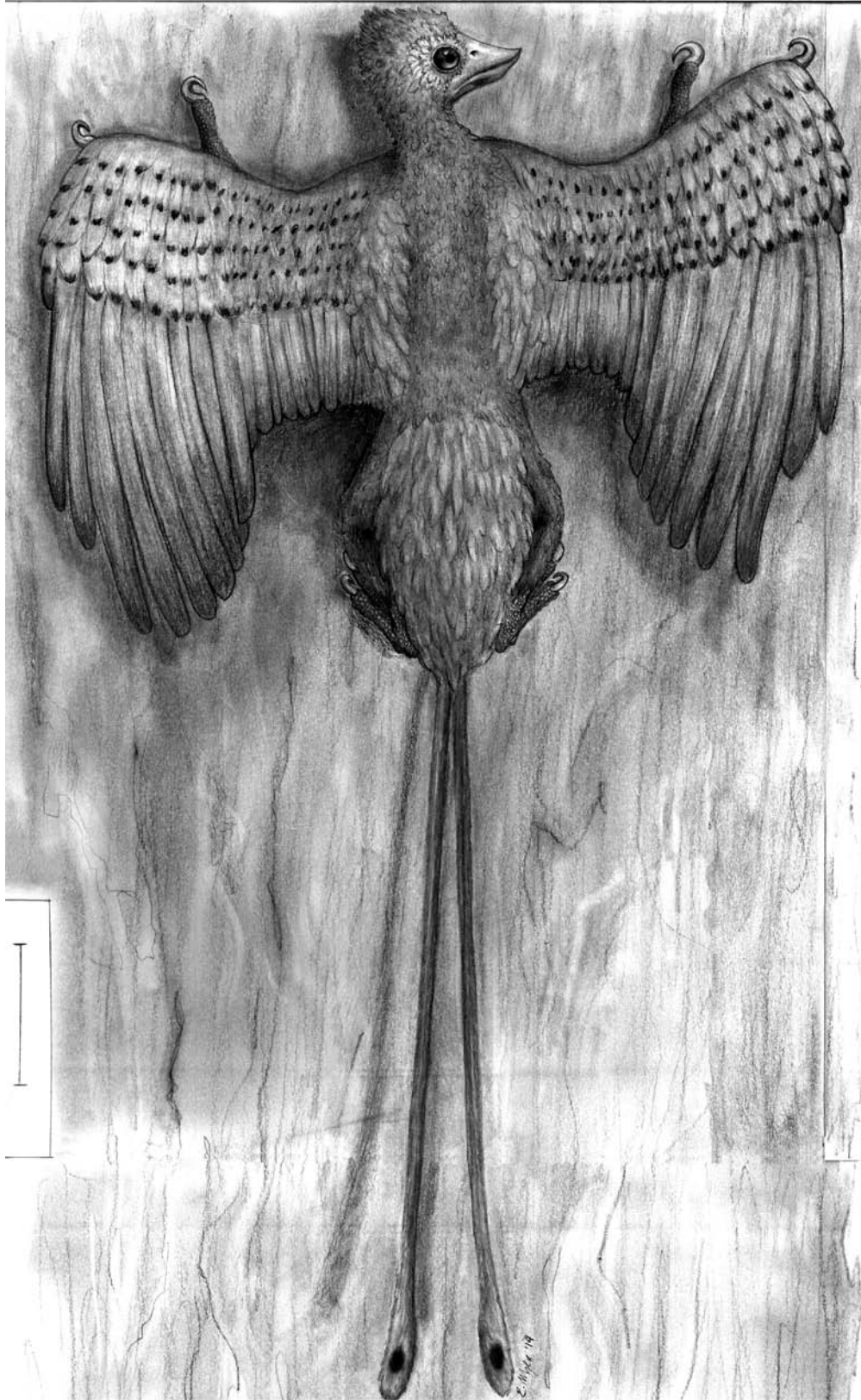


Fig. 18: New reconstruction of *Confuciusornis*, drawing courtesy of Elizabeth Myers. Scale bar 6 cm.

Flight feather analysis and comparison with modern birds

Birds can be classified into different flight styles based on the shape of the wing as formed by the primaries and secondaries. Such birds as woodpeckers have a strongly (sometimes very strongly) shortened 10th primary, and utilize phugoid gliding, in which a bird snaps its wings out, flaps, and draws the wings back into the body. Birds with rounded, cuplike wings with strongly curved primaries (e.g., quail) are short-burst fliers, which have a strong take off from the ground and then glide some distance. Birds with rounded, shorter wings can maneuver through tight foliage (e.g., many passeriforms and accipiters). Birds with slender, sharply pointed wings are fast-flying birds with poor maneuverability. Birds with long, narrow wings with a high aspect ratio are dynamic soarers (e.g., albatross), which fly mainly by soaring. Similarly, birds with shorter wings, in which the primary feathers splay out with gaps between them (i.e., slots), also rely on soaring (e.g., high-lift wings of buteo hawks) (Brown, 1963).

The primaries of *Confuciusornis* are very long in comparison to total arm length (Wang et al., 2011). This is similar to such fast-flying birds as falcons, swifts, and swallows (Fig. 9C). *Confuciusornis*, however, does not have the same overall wing morphology as modern fast-flying birds. In falcons and especially swallows and swifts, the 10th (outermost) primary is extremely long, and in swifts it is the longest primary present (Fig. 9C). In *Confuciusornis*, however, the 10th primary is approximately half the length of the 9th (Fig. 19, Table 1). The 10th primary appears to be approximately the same length as some of the dorsal greater primary coverts, although the exact length of some of the greater primary coverts is hard to distinguish. This is similar to the condition seen in some woodpeckers (e.g., Northern Flicker, *Colaptes auratus*) and some corvids (e.g., Black-billed magpie, *Pica pica*) (Fig. 20).




Fig. 19: (Opposite page) Photographs of the wing of *Confuciusornis* with arrows indicating the shortened 10th primary. A.) IVPP V 13156. B.) STM13-45. C.) IVPP V 13168.

A direct comparison of ratios between primary lengths of several different modern birds and *Confuciusornis* is shown in Table 3. All 10 primaries, as well as the lengths of the 1st (outermost) secondary of *Confuciusornis* are compared to modern birds, in order to better understand the potential flight methods and ability of *Confuciusornis*. Although the secondaries do not directly contribute to lift as do the primaries, they still serve an aerodynamic function. Each *Confuciusornis* primary was compared directly to its modern counterpart—to average the primaries together would result in a loss of data (e.g., Wang et al., 2011).

| Name | <i>Colaptes auratus</i> | <i>Colinus virginianus</i> | <i>Progne subis</i> | <i>Falco sparveris</i> | <i>Cardinalis cardinalis</i> | <i>Pica pica</i> | <i>Confuciusornis</i> |
|------------------|-------------------------|----------------------------|---------------------|------------------------|------------------------------|------------------|-----------------------|
| Specimen | 243,128 | 235,266 | 237,246 | 233,618 | 236,461 | 235,421 | IVPP V13156 |
| 10th primary | 38.1 | 65.08 | 114.22 | 120.5 | 60.73 | 63.93 | 97.61 |
| 9th primary | 99.2 | 72.24 | 108.79 | 138.64 | 67.98 | 117.52 | 186.7 |
| 8th primary | 121.81 | 78.4 | 103.24 | 138.65 | 70.76 | 152.27 | 202.37 |
| 7th primary | 127.74 | 80.3 | 100.1 | 128.59 | 70.66 | 164.53 | 265.62 |
| 6th primary | 127.27 | 80.75 | 90.07 | 119.43 | 74.86 | 170.46 | 258.5 |
| 5th primary | 126.48 | 78.77 | 85.42 | 111.42 | 72.57 | 167.24 | 249.26 |
| 4th primary | 124.02 | 77.15 | 74.97 | 98.78 | 71.35 | 153.85 | 217.05 |
| 3rd primary | 111.98 | 72.73 | 70.19 | 91.38 | 68.24 | 148.04 | 167.79 |
| 2nd primary | 109.49 | 68.59 | 59.89 | 83.53 | 67.07 | 142.78 | 171.04 |
| 1st primary | 106.28 | 67.77 | 50.86 | 75.55 | 65.39 | 130.49 | 153.64 |
| 1st secondary | 98.67 | 67.77 | N/A | 70.45 | 69.88 | 137.28 | 130.24 |
| 10th:9th | 0.384072581 | 0.900885936 | 1.049912676 | 0.86915753 | 0.893350986 | 0.543992512 | 0.522817354 |
| 9th:8th | 0.814383056 | 0.921428571 | 1.053758233 | 0.999927876 | 0.960712267 | 0.771786957 | 0.922567574 |
| 8th:7th | 0.953577579 | 0.97633873 | 1.031368631 | 1.078233144 | 1.001415228 | 0.925484714 | 0.761877871 |
| 7th:6th | 1.003692936 | 0.994427245 | 1.111357833 | 1.076697647 | 0.943895271 | 0.96521178 | 1.02754352 |
| 6th:5th | 1.006246047 | 1.025136473 | 1.0544369 | 1.071890145 | 1.031555739 | 1.019253767 | 1.037069726 |
| 5th:4th | 1.01983551 | 1.020998056 | 1.139389089 | 1.127961126 | 1.017098809 | 1.087032824 | 1.148398986 |
| 4th:3rd | 1.1075192 | 1.060772721 | 1.068100869 | 1.080980521 | 1.045574443 | 1.03924615 | 1.293581262 |
| 3rd:2nd | 1.022741803 | 1.060358653 | 1.171981967 | 1.093978211 | 1.017444461 | 1.036839894 | 0.980998597 |
| 2nd:1st | 1.030203237 | 1.012099749 | 1.177546205 | 1.105625414 | 1.025692002 | 1.094183462 | 1.113251757 |
| 1st prim:1st sec | 1.077125773 | 1 | N/A | 1.072391767 | 0.935746995 | 0.950539044 | 1.179668305 |

Table 3: Comparison of relative primary feather lengths between modern birds and *Confuciusornis*. The top portion of this table are the direct measurements (in mm), whereas the bottom portion of the table represents the ratio between different feather lengths.




Fig. 20: Photographs of spread wings of modern birds. All specimens are seen in dorsal view. A.) Northern Flicker (*Coalptes auritus*), University of Michigan Museum of Zoology Ornithology Collections (UMMZ) 243,128. B.) Northern Bobwhite (*Colinus virginianus*), UMMZ 235266. C.) Purple Martin (*Progne subis*), UMMZ 237246. D.) American Kestrel (*Falco sparverius*), UMMZ 233,618. E.) Northern Cardinal (*Cardinalis cardinalis*), UMMZ 236461. F.) Black-billed Magpie (*Pica pica*), UMMZ 235421.

The 10th:9th primary ratio for *Confuciusornis* is 0.52, which is closest to the Black-Billed Magpie (*Pica pica*) (Table 3). The wing shape of *Confuciusornis* equates well with *P. pica*, however, there are also some similarities with the Northern Cardinal (*Cardinalis cardinalis*) and woodpeckers in the first primaries. Although *Confuciusornis* has exceptionally long primaries in comparison to the bones of the arm, the primaries in relation to each other are not comparable to those of swallows, falcons, and other fast-flying birds (Table 3).

The length of the primaries and their lengths relative to each other, as well as total primary length, is important for determining flight ability. Previous studies on *Confuciusornis* flight ability (Wang et al., 2011 and references therein) have overlooked the shortened 10th primary—only three specimens examined in this study (IVPP V13156, IVPP V13168, and STM13-45) have a visible shortened 10th primary. Many *Confuciusornis* specimens are preserved with semifolded wings—this results in the apparent disappearance of the short 10th primary, perhaps overlooked as a greater primary covert, or simply preserved under the longer 9th primary (Fig. 21), and the wing looks very narrow and pointed.

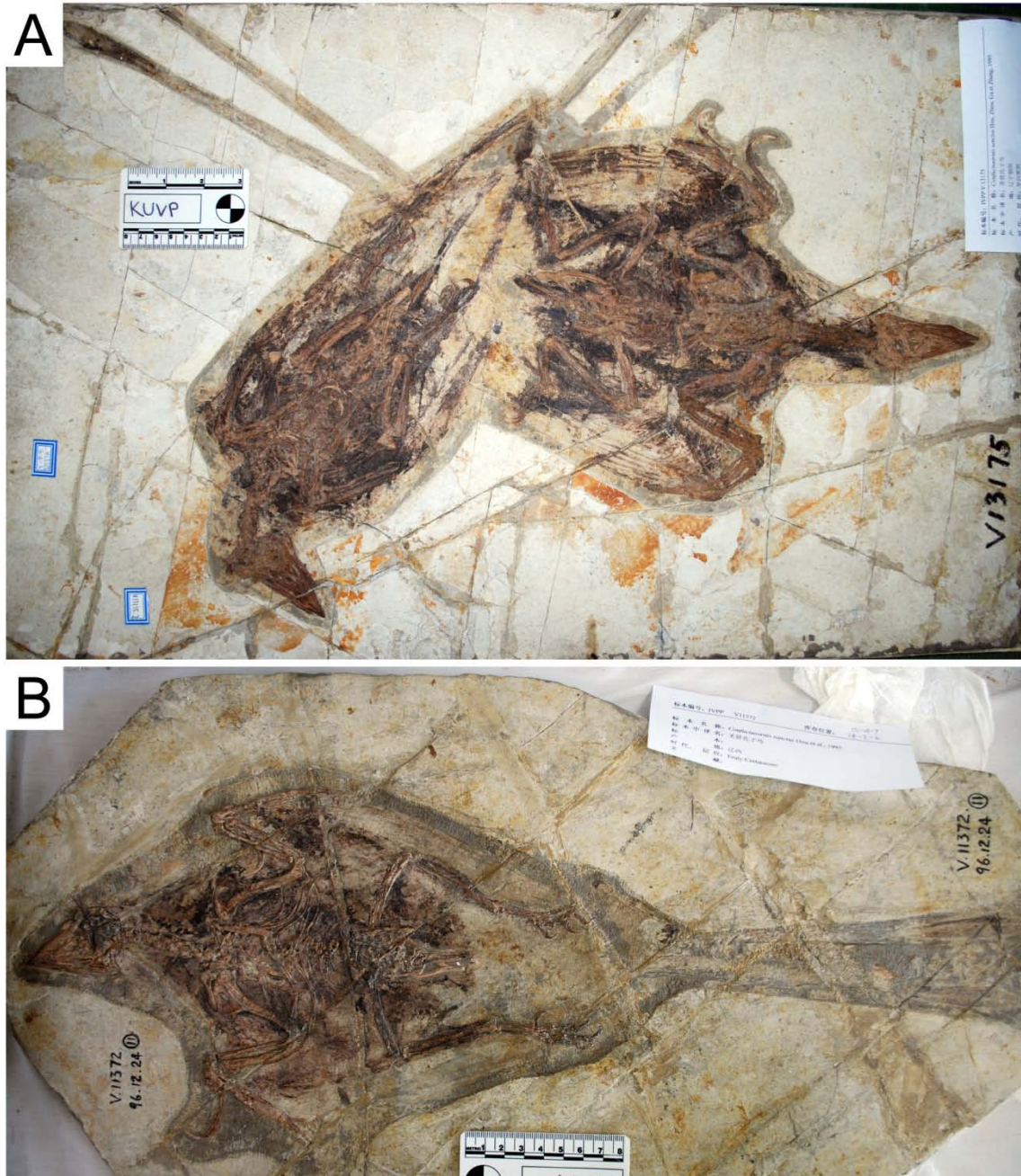


Fig. 21: Examples of *Confuciusornis* with folded wings, obscuring the 10th primary.

The reconstruction of the wing of *Confuciusornis*, with the short 10th primary included, shows a rounder wingshape than was previously suggested (Fig. 22). A rounder wingshape is found in modern bird groups that are primarily forest dwelling and allows for greater maneuverability within close spaces within tree crowns and underbrush (Perez-Tris and Telleria,

2001). *Confuciusornis* does have, however, extremely long 9th–6th primaries in comparison to total arm length, which would make maneuverability significantly more difficult. When compared to the surrounding feathers, the ratios are comparable to modern birds (Table 3), however, the secondaries are much shorter than the primaries in relation to modern birds with rounded wingtips (Fig. 22). This results in a wingshape that is not seen in modern birds today, with extremely long, but rounded primaries and relatively short secondaries. The exact aerodynamic function of this wing has yet to be determined, however, the aspect ratio (AR) is calculated as 7.22 (excluding any potential tertial feathers) or 6.7 (including potential tertial feathers).

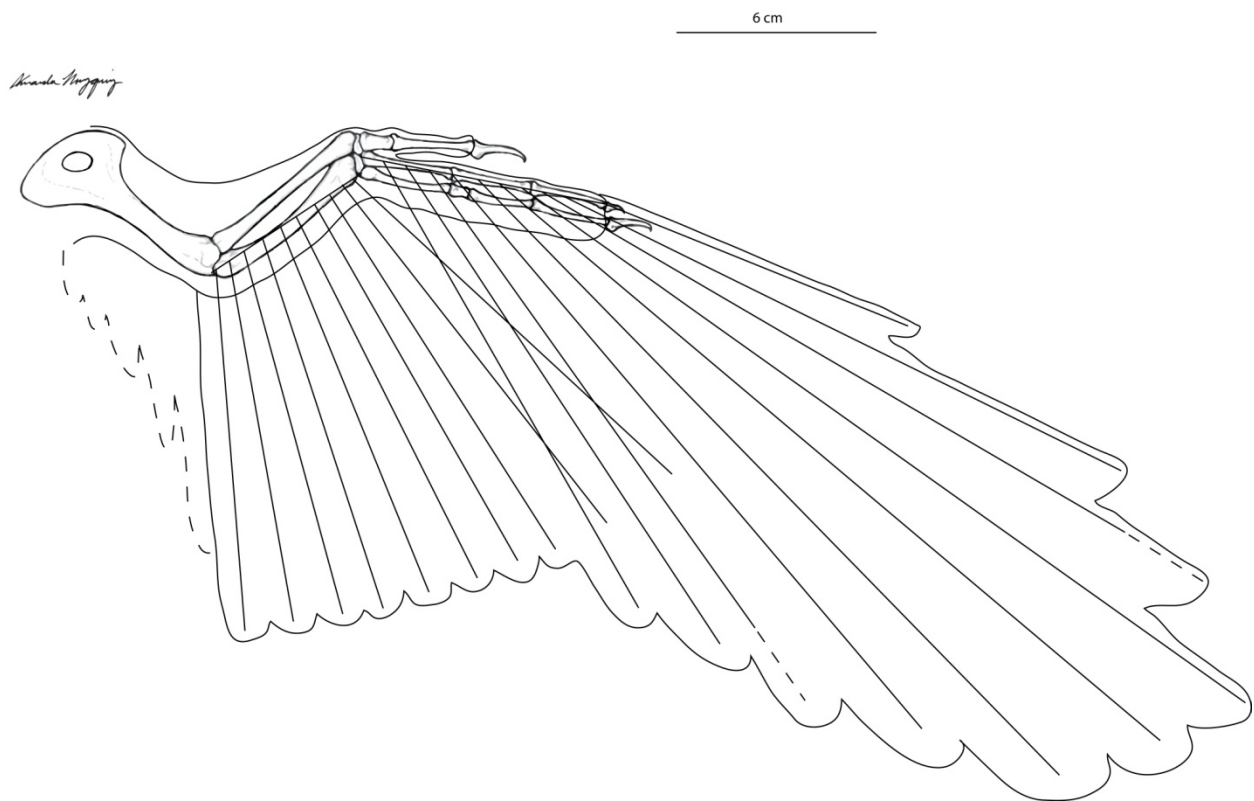


Fig. 22: Reconstruction of the wing of *Confuciusornis*. Lines represent the lengths of the primary feathers.

Outstretched arm reconstruction courtesy of Amanda Muzquiz.

IVPP V 13156 has three primaries that are not complete and cannot be easily reconstructed—9, 8, and 3. Proximally, the 8th and 9th primaries have been weathered or prepared away, making the determination of exact length difficult. The 8th primary is likely between 250 and 275 mm long, based on specimens, such as STM13-45, which indicates that the 6th, 7th, and 8th primaries are approximately the same length (Fig. 19B). The 9th primary is significantly shorter, likely between 200 and 225 mm long. The 3rd primary, which has lost a significant distal portion, was likely between 175 and 200 mm long (Fig. 14A–B).

The exact function of the shortened 10th primary is unknown. In modern birds, the alula, or bastard wing, is comprised of short, asymmetrical feathers that attach to the vestigial thumb of the bird. The alula itself sits slightly above the airfoil formed by the wing and is separately mobile from the primary airfoil, which would be impossible for a shortened 10th primary (Meseguer et al., 2005). *Confuciusornis* lacks an alula, however, the shortened 10th primary did not likely serve the same function as an alula.

Tail feathers of Confuciusornis

Confuciusornis tail feathers maintain a relatively constant width until the appearance of barbs, after which the central shaft tapers very rapidly down to the width of a normal rachis (see Fig. 5C). The central shaft in this area of rapid tapering also has more structure and complexity than the more proximal areas (Fig. 5). In contrast, modern bird tail feathers—even those that are modified—have a rachis that tapers gradually towards the distal end. Even in highly modified tail feathers, such as those of motmots or peafowl, the barbless region tapers at a fairly constant rate (see Fig. 2B, C).

The pygostyle of STM13-33 is not well preserved, however, the feathers surrounding it are exceptionally well preserved. Although there is no evidence for a true tail fan, there are long feathers that clearly insert along the pygostyle and the free caudals (Fig. 12). Some of these feathers, especially the most distal tail puff feathers, may be as long as 4 cm. These tail puff feathers overlap the long, paired retricies in STM13-33 (Fig. 12A). Other specimens, including IVPP V13156 and STM13-45, show evidence of longer tail puff feathers with or without paired elongate tail feathers (Fig. 12B, C). This tail puff likely served an aerodynamic purpose, although there is only a small likelihood that these feathers were used in the same manner as a tail fan.

The enigmatic, elongate tail feathers of *Confuciusornis* are long, rachis-dominated tail feathers. The pseudo-cross section is similar to that of a rachis-dominated tail feather from a modern bird (Fig. 6). When compared to a plumbaceous feather with barbs, however, the feather lacks real topography and complexity (Fig. 6). The internal morphology of the tail feathers of *Confuciusornis* is comparable to the internal structure of the rachis-dominated *Pavo* tail feathers. *Pavo* tail feathers, however, have many small, residual barbs that line the proximal edge of the large rachis, and possess large barbs for most of the rest of the feather length. *Confuciusornis* does not appear to have barbs until the distal-most 4–6 cm (Fig. 23). The frayed edge of a proximal portion of one tail feather of IVPP V 13156 may represent residual barbs, however, this type of structure is not seen elsewhere on the feather, nor has it been found in any other *Confuciusornis* specimens examined in this study. The more likely explanation is that part of the outer wall of the rachis was damaged, and the keratin frayed naturally.




Fig. 23: Photographs directly comparing *Confuciusornis* and peacock tail feathers. A.) Complete peacock tail feather. B.) Complete *Confuciusornis* tail feather. C.) Close up of the rachis in A. Note large medial groove indicated by

arrow. D.) Close up of the proximal portion of the rachis of a *Confuciusornis* tail feather (IVPP V13156). Note the medial groove indicated with an arrow and its similarity to C.

The type of rachis-dominated feathers of *Confuciusornis* is surprisingly common in Mesozoic birds, including *Liaoningornis* and *Cathayornis* (Zheng, 2009). Some enantiornithines (e.g., *Dapingfangornis*, *Paraprotopteryx*) have tail retricies very similar in morphology to those found in *Confuciusornis* (Li et al., 2006; Zheng et al., 2007). They are also found in some maniraptorans (e.g., *Epidexipteryx*) (Zhang et al., 2008). *Liaoningornis* is unusual in that it is an ornithurine bird (Hou, 1997). There is a distinct possibility that this rachis-dominated morphology with the barbs restricted to the distal end, and a rapid taper of the large rachis down to what would be considered a normal-sized rachis, may be primitive, as this morphology is seen only in *Confuciusornis*, *Paraprotopteryx*, and *Dapingfangornis*, all of which are relatively primitive birds. *Liaoningornis* is more advanced than these other birds, and the barbs extend relatively further up the large rachis, and the taper is much more gradual than that seen in *Confuciusornis* (Fig. 24).




Fig. 24: Photographs of tail feathers of *Confuciusornis* and *Liaoningornis*. A.) *Confuciusornis*, IVPP V13156. B.) *Liaoningornis*, STM 34-7. Scale bar approximately 2 cm.

Comparison with previous interpretations of Confuciusornis plumage and taphonomy

There have been multiple studies that have discussed the presence of melanosomes in Mesozoic Chinese fossils (e.g., Li et al., 2010), and some have discussed melanosomes in *Confuciusornis* (e.g., Zhang et al., 2010). A recent study on the plumage coloration of *Confuciusornis* by Wogelius et al. (2011) used a trace metals-based interpretation on plumage coloration. A specimen of *Confuciusornis* was taken to a synchrotron rapid-scanning x-ray fluorescence facility and scanned, and a trace elemental map was produced of the specimen. Based on their methods, they interpreted areas of dense copper concentration as darker pigmented. This resulted in plumage reconstruction in which the distal primary feathers were pale, and there was a gradational shift towards darker colors proximally. They also suggested a

strongly melanized (dark) body, and in the secondaries, however, primary coverts, secondary coverts, and portions of the proximal secondaries were pale, as were the distal primaries.

The plumage coloration seen in STM 13-33 strongly contradicts the plumage interpretation suggested by Wogelius et al (2011). STM13-33 preserves coloration patterns, especially in the secondary coverts (Fig. 13). There is no evidence of gradational change in the secondaries from light to dark. The primaries are monochromatic, and appear to be similar in color to the secondaries, which suggests that the interpretation of a color shift between primaries and secondaries is incorrect. Furthermore, within the contour feathers of STM 13-33 there are multiple colors within each feather, which indicates that testing for plumage coloration using a single data point source (or even multiple points) within a single feather may not represent the entirety of the feather itself (see Manning et al., 2013 for this method). The tail puff feathers of STM 13-33 are darker on the edges and paler in the middle (see Fig. 12A), and the greater secondary coverts show a similar pattern. The secondary coverts also show a pattern where the distal ends of the feathers are extremely dark. This is in direct contrast to the reconstruction suggested by Wogelius et al (2011), in which no mention of this type of spotted pattern is made.

McNamara (2013) discussed the possibility of taphonomic alteration of color-preserving molecules in feathers. She points out that dark visual tones in feathers do not always correspond to a high abundance of melanosomes, and do not necessarily correlate with the mode of melanosome preservation—furthermore, the chemical structure of the chromatophore and how it responds to taphonomic changes are unknown in feathers. She also states that fossil melanosomes vary in their mode of preservation, and, therefore, that those melanosomes that can only be identified by their shape and appearance are subject to modification by temperature and pressure during lithification. McNamara (2013) also discussed the chemical identification of

plumage coloration, and suggested that distribution of trace elements in fossils may result from taphonomic modification of any original coloration. She also suggests that these trace elements may have been derived from sources other than melanin, including external sources such as sedimentary particles.

Jiang et al. (2014) reported that the soft tissues of *Confuciusornis* specimens were preserved as charred carbon remains of feathers, and that these specimens were likely caught in a pyroclastic flow and deposited in the lakes during a volcanic eruption. Some specimens of *Confuciusornis*, especially those with relatively poorly preserved plumage, may be preserved in this manner, however, this method of preservation would burn away much of the soft tissue and fine details (e.g., plumage color, scale patterns). Specimens such as IVPP V 13156, STM 13-33 and STM 13-45, which preserve excellent plumage with barbules and/or color patterns, as well as extensive soft tissues including scales and muscle, are unlikely to have been caught in a pyroclastic flow. More than one type of preservation style contributed to the excellent preservation seen in Jehol Group specimens.

Soft-tissue reconstruction

Large phalangeal pads and small interphalangeal pads in arboreal birds facilitate grasping (Chapter 2). The presence of large, fleshy phalangeal pads is a strong indication that *Confuciusornis* was indeed an arboreal bird. *Confuciusornis* likely did not possess the same type of scale pattern seen in many modern arboreal birds, including passeriform birds which possess both scutate and reticulate scales on the tarsus and toes, and instead possessed a reticulate-only scale pattern on the foot (Proctor and Lynch, 1993).

This pinkish halo is interpreted to be skin and/or muscle. Avian skin has a network of dermal smooth muscles (*musculi nonstriati dermatis*) (Clark, 1993) and, therefore, the pinkish halos surrounding the tibiotarsi may represent surficial muscle or deep tissue mass. The tibiotarsal halo likely represents the remains of the *m. gastrocnemius*, the main muscle of the lower leg, and associated tendons. The *m. gastrocnemius* of *Confuciusornis* does not appear to be particularly robust—extrapolation of the outer edge of the muscle through the prepared area suggests the maximum thickness of the halo was only slightly thicker than that of the tibiotarsus itself (Fig. 16A), or slightly >5.82 mm. The *m. gastrocnemius* of ground birds is more robust than that of perching birds (Earls, 2000), further providing evidence that *Confuciusornis* was an arboreal bird.

The muscles of the femur were either not preserved or have been prepared away. The femur was a freely moving limb element and was not bound to the body wall with muscle as in modern birds, based on hindlimb proportion (see Chapter 3) and the lack of an antitrochanter on the pelvis (Fig. 25). This is consistent with other primitive birds, including *Sapeornis* and some primitive ornithurines.



Fig. 25: Pelvis of *Confuciusornis* (IVPP V 13168) under laser fluorescence, showing lack of antitrochanter. Arrow indicates where trochanter should be found.

Ulnar quill knobs are small projections of bones formed on the ulna that serve as attachment points for secondary feathers, and are formed by increased strain on the ligamentous connection between the secondaries and the ulna (Edington and Miller, 1942). Ulnar quill knob prominence may be related to the development of the muscles within the postpatagium.

Confuciusornis, like almost all modern birds, has 10 primaries. The exception to this rule is the 9-primary oscine birds, which have reduced the outermost primary, and some have lost it entirely (Suzanna and Hall, 2005). When distal feathers are well preserved and do not overlap (e.g. IVPP V 13156 and STM13-45) a feather count for both primaries and secondary feathers is easy;

however, when the feathers overlap, counting feathers based on proximal rachises can be difficult. A feather count based on the calami within the postpatagium may be possible in some cases, however, there are also difficulties associated with this method. Secondaries are relatively easy to count based on calami within a patagium, as the smaller rachis of the secondary covert directly overlies the rachis of the secondary feather itself (Fig. 26). The greater primary covert rachis, however, is approximately the same size as the primary feather rachis, and inserts directly next to it, not above it, making a true feather count nearly impossible.

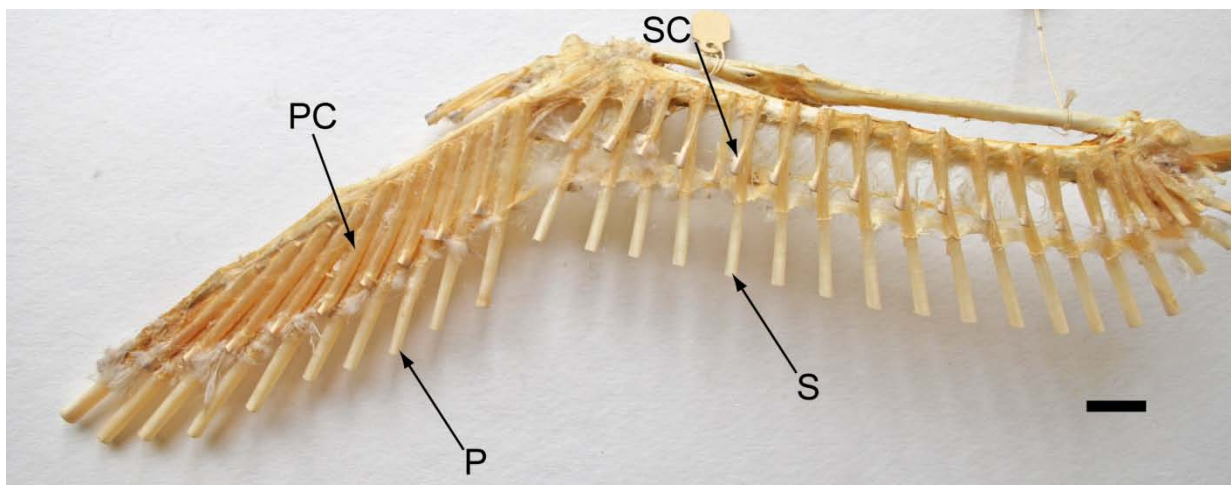


Fig. 26: Photograph of a modern avian wing showing placement of primary and secondary cover calami. P=Primary, S=Secondary, PC=Primary coverts, SC=Secondary coverts.

Birds possess both a propatagium and a postpatagium (Clark, 1993)—flaps of skin on both the front and the back of the wing. Specimens STM13-39 and IVPP V 13156 both preserve postpatagium (Fig. 8, 16C). IVPP V 13156 also preserves the propatagium of the wing, visible under laser fluorescence (Fig. 16D). The propatagium is the important lift-producing structure in the proximal portion of the avian wing (Brown and Cogley, 1996). The function of the postpatagium in birds is less well understood, but is the site of insertion of the primaries and secondaries—the main flight feathers. Deep insertion of flight feathers is necessary, so that the

forces associated with powered flight do not cause the feathers to twist and distort the pattern of airflow. The depth of the postpatagium is likely as a result of the aerodynamic forces that act upon the primary feathers (Fig. 26).

The pinkish halo around the distal portion of the pyogstyle (Fig. 16B) as well as the dark area around the distal portion of the pygostyle of STM13-39 (Fig. 17) is similar to soft-tissue structures associated with the pygostyle in modern birds. The first is the knot of muscle, the *M. bulbi retricium*, into which the tail fan inserts (e.g., Vanden Berge and Zweers, 1993). The paired tail feathers of *Confuciusornis* (which does not possess a tail fan) would require a deep and muscular insertion similar to the *m. bulbi retricium* in modern birds. The longer tail puff feathers of *Confuciusornis* may insert alongside the elongate tail feathers (Fig. 12), although many of the puff feathers appear to insert cranial to the pinkish halo. A second possible explanation is that the pinkish halo does not represent muscle tissue but rather a gland. In general, bird skin lacks glandular tissue, however, birds do possess a large oil gland—the uropygial gland—on the uropygidium (the fleshy tail mass) with which they keep their feathers waterproof (Clark, 1993). This pinkish halo may represent a uropygial oil gland, with which *Confuciusornis* kept its feathers waterproof.

Confuciusornis life habit, flight ability, and evolutionary implications

The feet and hindlimbs of *Confuciusornis* are informative about its life habit. The foot morphology of *Confuciusornis*—including large, highly recurved pedal claws, a fairly robust, reflexed hallux, large phalangeal pads, and reduced interphalangeal pads—reflects that of typical extant arboreal birds. *Confuciusornis*, furthermore, has a relatively small tibiotarsal muscle

complex (specifically *m. gastrocnemius*), which is more typical of arboreal birds (Earls, 2000) that have enlarged the digit flexors, not the gastrocnemius.

The presence of only reticulate scales on the feet and tarsometatarsus is difficult to interpret, as only the underside of the foot is preserved. The dorsal side of the foot may have had scutate scales, however, it is still embedded in the matrix. The feet of IVPP V 13168 also have scales and (Fig. 15E, F) appear to be reticulate as well, although they disarticulated. Many modern birds have scutate or scutate-reticulate scaled feet, however, many modern birds also possess reticulate-only scaled feet (Homburger and Brush, 1986; Proctor and Lynch, 1993, p. 74). The function of the reticulate-only scaled feet of *Confuciusornis* is not understood at this time, however, an area covered with reticulate scales is more flexible than an area covered with scutate scales (Brush, 1985). Although there is some evidence that reticulate scales on the feet of birds have evolved multiple times (Brush, 1985), a reticulate-only scale pattern may represent the primitive condition.

Previous interpretations of *Confuciusornis* flight ability have been based on two assumptions: 1) The primaries are extremely long relative to the arm and that the outermost primary is the longest; and 2) The rachises of the primary feathers are thin and weak. Others have rebutted the weakness of the primary rachises (Paul, 2010; Zheng et al., 2010), and our data support the refutation of the original interpretation of weak primaries. The primaries of *Confuciusornis* were strongly robust, with rachis widths comparable to modern birds. Furthermore, the wing shape of *Confuciusornis* was not the highly swept back, pointed wing of a fast-flying bird; rather, the wing was much broader and rounded. The secondaries of *Confuciusornis* were long, unlike the secondaries of modern fast-flying birds, which are relatively short compared to the outermost primaries (Fig. 7, 20, 22). The secondaries of

Confuciusornis, however, are still much shorter than the primaries. The keel of *Confuciusornis* has been reconstructed as small and restricted to the caudal half of the sternum (Zhou and Farlow, 2001). The keel of *Confuciusornis* is certainly small and is not deep, however, the caudal margin of the sternum may be more sharply angled than previously interpreted, and the keel may be more expanded cranially (Fig. 27).

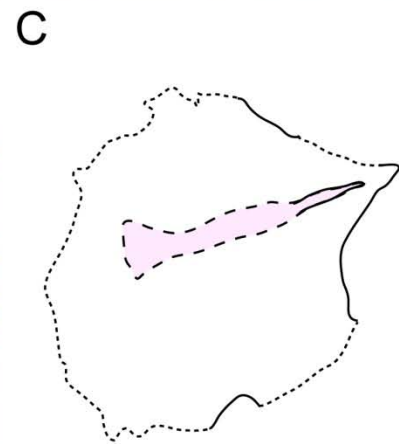



Fig. 27: Photograph and line drawing of the keel of IVPP V 13175 (1). St=sternum; K=keel. A.) Abdomen of the specimen; note the forelimbs are crossed over the chest obscuring portions of the sternum. B.) Sternum under LED

cross-lighting. Note the ridge of bone that is continuous from the caudal margin of the sternum to beneath the bones of the hand. C.) Line drawing of the sternum in B.

The presence of unlar quill knobs suggests that there was a significant amount of force being placed on the flight feathers. The combination of a robust propatagium, deep postpatagium, and long primaries and secondaries that form a relatively round, broad wing shape suggest that *Confuciusornis* had little difficulty with powered flight. Despite the fact that *Confuciusornis* lacked an acromion process (on the scapulacoracoid), it certainly had the ability for powered flight based on the presence of an ossified keel (Zhou and Farlow, 2001); however it did not possess the same upstroke as found in modern birds. The interpretation of the environment surrounding the lacustrine deposits of the Lower Cretaceous Jehol Group (e.g. Zhou, 2006) suggests that the area was densely forested; however, although the wing of *Confuciusornis* is significantly rounder than previously interpreted, it is still extremely long relative to the body. The calculated aspect ratio of the wing of *Confuciusornis* is between 6.7 and 7.2—the aspect ratio of Passeriform birds varies between 6 and 9 (Greenewalt, 1975), and many other birds have an aspect ratio between 6 and 7.5, with the notable exceptions of seabirds (e.g., Albatross, gulls, terns), shorebirds, and long-duration fast-flying birds (e.g., swifts) (Savile, 1957). Whether *Confuciusornis* was highly maneuverable or capable of soaring cannot be identified from the aspect ratio calculated here—however, *Confuciusornis* was not a long-duration fast flyer, and did not have a flight style similar to that of swifts. The exact flight style and method that *Confuciusornis* used is still unclear, and only an in-depth analysis of the shoulder girdle, forelimb morphology, wingshape, and aerodynamic modeling will begin to clarify this mystery.

CONCLUSIONS

Use of a 447nm blue laser and a combination of yellow and orange longpass filters in a new method of laser fluorescence has highlighted previously unknown soft-tissue structures in *Confuciusornis sanctus*. These structures include scales, areas of skin and/or muscle, and internal feather anatomy. The tail feathers of *Confuciusornis* consist of (1) a tail puff, composed of slightly elongated contour feathers, and (2) paired rachis-dominated feathers with barbs restricted to the distal portion. Similar rachis-dominated tail feathers are seen in some maniraptorans and enantiornithines. In enantiornithines, some birds possess a rachis-only portion smaller than that of *Confuciusornis* and the area containing barbs is relatively longer. Some enantiornithines (e.g., *Dapingfangornis*, *Paraprotopteryx*), however, have tail retricies very similar in morphology to those found in *Confuciusornis*.

The hindlimb soft tissue consists of scales and skin and/or muscle outlines present in specimen IVPP V 13156 and IVPP V 13168. The scales of *Confuciusornis* are reticulate, with no evidence of scutate scales. *Confuciusornis* also possesses enlarged phalangeal pads, whereas the interphalangeal pads are reduced. This morphology is typical of arboreal birds (also see Chapter 2). The outline of the hindlimb musculature is also mostly preserved, mainly the tibiotarsal musculature (specifically the *m. gastrocnemius*). This musculature is not robust, further supporting the interpretation of *Confuciusornis* as arboreal. *Confuciusornis* had a hand completely encased in postpatagium, identical to modern birds. The propatagium is also well developed, indicating a strong aerodynamic surface from the tip of the primaries all the way to the body wall.

For the first time, an accurate count and reconstruction of the flight feathers on the forelimb of *Confuciusornis* is produced. *Confuciusornis* has 10 primaries and between 10–12 secondaries. Ulnar quill knobs are present, which have not been previously reported; however,

weathering has obscured or destroyed some of the quill knobs. Feather calami are also visible within preserved postpatagium in specimen STM13-39, aiding in the feather number count. The 10th (outermost) primary of *Confuciusornis* is less than half the size of the 9th primary. The 8th and 7th primaries are the longest. This results in a rounder wing shape than had been previously interpreted. The primary feather rachises are thick and robust. The secondaries are also long, resulting a broad wing, typical of forest dwelling and/or soaring birds; previous interpretations reconstructed a narrow, tapered wing, like those of modern fast-flying birds. Furthermore, *Confuciusornis* was not as strong a flier as modern birds, had no acromion process, no triosseal canal, and did not have as deep a keel, however previous reports suggesting that *Confuciusornis* could not fly based on feather morphology were incorrect. Furthermore, an accurate color pattern of the feathers—although not the exact colors—is reconstructed as monochromatic flight feathers and primary and secondary coverts with very dark tips with lighter barbs proximally, contrary to previous reports of plumage coloration in *Confuciusornis*.

REFERENCES

- BROWN, R. J. H., 1963, The flight of birds: *Biological Reviews*, v. 38(4), p. 460-489.
- BROWN, R. E., AND COGLEY, A. C., 1996, Contributions of the propatagium to avian flight: *Journal of Experimental Zoology*, v. 276, p. 112-124.
- BURNHAM, D. A., 2008, A review of the Early Cretaceous Jehol Group on northeastern China and a revision of concerning the origin of flight paradigm: *Oryctos* v. 7, p. 27-43.
- CARNEY, R. M., VINTER, J., SHAWKEY, M. D., ALBA, L. D., AND ACKERMANN, J., 2012, New evidence on the colour and nature of the isolated *Archaeopteryx* feather: *Nature Communications*, DOI: 10.1038/ncomms1642.

- CHANG, S.-C., ZHANG, H., RENNE, P. R., AND FANG, Y., 2009, High-precision $^{40}\text{Ar}/^{39}\text{Ar}$ age for the Jehol Biota: *Palaeogeography, Palaeoclimatology, Palaeoecology*, v. 280, p. 94-104.
- CHIAPPE, L. M., JI, S. A., JI, Q., AND NORELL, M. A., 1999, Anatomy and systematics of the Confuciusornithidae (Theropoda: Aves) from the late Mesozoic of northeastern China: *Bulletin of the American Museum of Natural History*, v. 242, 89 p.
- CHIAPPE, L. M., MARGUÁN-LOBÓN, J., JI, S.-A., AND ZHOU, Z., 2008, Life history of a basal bird: morphometrics of the Early Cretaceous *Confuciusornis*: *Biology Letters*, v. 4, p. 719-723.
- CHIAPPE, L. M., MARGUÁN-LOBÓN, J., AND CHINSAMY, A., 2010, Palaeobiology of the Cretaceous bird *Confuciusornis*: a comment on Peters and Peters (2009): *Biology Letters*, v. 6(4), p. 529-530.
- CHRISTIANSEN, P., AND BONDE, N., 2004, Body plumage in *Archaeopteryx*: a review, and new evidence from the Berlin specimen: *Comptes Rendus Palevol*, v. 3, p. 99-118.
- CHUONG, C.-M., WU, P., ZHANG, F.-C., XU, X., YU, M., WIDELITZ, R. B., JIANG, T.-X., HOU, L., 2003, Adaptation to the sky: defining the feather with integument fossils from Mesozoic China and experimental evidence from molecular laboratories: *Journal of Experimental Zoology*, v. 298B, p. 42-56.
- CLARK, G. A., 1993, Anatomia Topographica Externa, in Baumel, J. J., King, A. S., Breazile, J. E., Evans, H. E., and Vanden Berge, J. C., eds: *Handbook of Avian Anatomy: Nomina Anatomica Avium* (2nd Ed.), Publications of the Nuttall Ornithological Club, Cambridge, p. 7-16.
- EARLS, K. D., 2000, Kinematics and mechanics of ground take-off in the Starling *Sturnis vulgaris* and the quail *Coturnix coturnix*: *Journal of Experimental Biology*, v. 201, p. 725-739.

- EDINGTON, G. H., AND MILLER, A. E., 1942, XII—The avian ulna: its quill knobs: Proceedings of the Royal Society of Edinburgh, v. 61(2), p. 138-148.
- GREENEWALT, C. H., 1975, The Flight of Birds: The significant dimensions, their departure from the requirements for dimensional similarity, and the effect on flight aerodynamics of that departure: Transactions of the American Philosophical Society, v. 65(4), p. 1-67.
- HOMBERGER, D. G., AND BRUSH, A., 1986, Functional-morphological and biochemical correlations of the keratinized structures of the African Grey Parrot *Psittacus erithacus* (Aves): Zoomorphology, v. 106, p. 103-114.
- HOU, L., 1997, A carinate bird from the Upper Jurassic of western Liaoning, China: Chinese Science Bulletin, v. 42(5), p. 413-417.
- HOU, L., ZHOU, Z., GU, Y., AND ZHANG, H., 1995, *Confuciusornis sanctus*, a new Late Jurassic sauriurine bird from China: Chinese Science Bulletin, v. 40(18), p. 1545-1551.
- HOU, L., MARTIN, L. D., ZHOU, Z., FEDUCCIA, A., AND ZHANG, F., 1999, A diapsid skull in a new species of the primitive bird *Confuciusornis*: Nature, v. 399, p. 679-682.
- JIANG, B., AND SHA, J., 2006, Late Mesozoic stratigraphy in western Liaoning, China: A review: Journal of Asian Earth Sciences, v. 28, p. 205-217.
- JIANG, B., FÜSICH, F. T., SHA, J., AND NIU, Y., 2011, Early Cretaceous volcanism and its impact on fossil preservation in Western Liaoning, NE China: Palaeogeography, Palaeoclimatology, Palaeoecology, v. 302, p. 255-269.
- JIANG, B., HARLOW, G. E., WOHLETZ, K., ZHOU, Z., AND MENG, J., 2014, New evidence suggests pyroclastic flows are responsible for the remarkable preservation of the Jehol biota: Nature Communications, DOI: 10.1038/ncomms4151.

- LI, L., DUAN, Y., HU, D., WANG, L., CHENG, S., AND HOU, L., 2006, New eoenantiornithid bird from the Early Cretaceous Jiufotang Formation of western Liaoning, China: *Acta Geologica Sinica*, v. 80(1), p. 38-41.
- LUCAS, A. M., AND STETTENHEIM, P. R., 1972, *Avian Anatomy—Integument (Parts I and II)*: Agricultural Research Service, Washington, D.C., 750 p.
- MADERSON, P. F. A., HILLENIUS, W. J., HILLER, U., AND DOVE, C. C., 2009, Towards a comprehensive model of feather regeneration: *Journal of Morphology*, v. 270(10), p. 1166-1208.
- MANNING, P. L., EDWARDS, N. P., WOGELIUS, R. A., BERGMANN, U., BARDEN, H. E., LARSON, P. L., SCHWARZ-WINGS, D., EGERTON, V. M., SOKARAS, D., MORI, R. A., AND SELLERS, W. I., 2013, Synchrotron-based chemical imaging reveals plumage patterns in a 150 million year old early bird: *Journal of Analytical Atomic Spectrometry*, v. 28, p. 1024-1030.
- MARUGÁN-LOBÓN, J., CHIAPPE, L. M., JI, S., ZHOU, Z., CHUNLING, G., HU, D., AND MENG, Q., 2011, Quantitative patterns of morphological variation in the appendicular skeleton of the Early Cretaceous bird *Confuciusornis*: *Journal of Systematic Paleontology*, v. 9(1), p. 91-101.
- MCMANARA, M. E., 2013, The taphonomy of colour in fossil insects and feathers: *Palaeontology*, v. 56(3), p. 557-575.
- MARTIN, L. D., ZHOU, Z., HOU, L., AND FEDUCCIA, A., 1998, *Confuciusornis sanctus* compared to *Archaeopteryx lithographica*: *Naturwissenschaften*, v. 85, p. 286-289.
- MESEGUER, J., FRANCHINI, S., PÉREZ-GRANDE, I., AND SANZ, J. L., 2005, On the aerodynamics of leading-edge high-lift devices of avian wings: *Proceedings of the Institution of Mechanical Engineers, Part G: Journal of Aerospace Engineering*, v. 219(1), p. 63-68.

- NUDDS, R. L., AND DYKE, G. J., 2010, Narrow primary feather rachises in *Confuciusornis* and *Archaeopteryx* suggest poor flight ability: *Science*, v. 328, p. 886-889.
- O'CONNOR, J. K., CHIAPPE, L. M., CHUONG, C.-M., BOTTJER, D. J., AND YOU, H., 2012, Homology and potential cellular and molecular mechanisms for the development of unique feather morphologies in early birds: *Geosciences*, v. 2, p. 157-177.
- O'CONNOR, J. K., WANG, X., CHIAPPE, L. M., GAO, C., MENG, Q., CHENG, X., AND LIU, J., 2009, Phylogenetic support for a specialized clade of Cretaceous enantiornithine birds with information from a new species: *Journal of Vertebrate Paleontology*, v. 29(1), p. 188-204.
- PAUL, G. S., 2010, Comment on "Narrow primary feather rachises in *Confuciusornis* and *Archaeopteryx* suggest poor flight ability: *Science*, v. 330, p. 320.
- PEREZ-TRIS, J., AND TELLERIA, J. L., 2001, Age-related variation in wing shape of migratory and sedentary Blackcaps *Sylvia atricapilla*: *Journal of Avian Biology*, v. 32(3), p. 207-213.
- PETERS, W. S., AND PETERS, D. S., 2009, Life history, sexual dimorphism, and 'ornamental' feathers in the Mesozoic bird *Confuciusornis sanctus*: *Biology Letters*, v. 6, p. 817-820.
- PETERS, W. S., AND PETERS, D. S., 2010, Sexual size dimorphism is the most consistent explanation for the body size spectrum of *Confuciusornis sanctus*: *Biology Letters*. v. 6, p. 531-532.
- PROCTOR N. S., AND LYNCH, P. J., 1993, *Manual of Ornithology: Avian Structure and Function*: Yale University Press, New Haven and London, 340 p.
- PRUM, R. O., 1999, Development and evolutionary origin of feathers: *Journal of Experimental Zoology*, v. 285, p. 291-306.
- SAVILE, D. B. O., 1957, Adaptive evolution in the avian wing: *Evolution*, v. 11(2), p. 212-224.

- SUZANNA, K., AND HALL, S., 2005, Do nine-primaried passerines have nine or ten primaries? The evolution of a concept: *Journal of Ornithology*, v. 146, p. 121-126.
- VANDEN BERGE, J. C., AND ZWEERS, G. A., 1993, Myologia, in Baumel, J. J., King, A. S., Breazile, J. E., Evans, H. E., and Vanden Berge, J. C., eds: *Handbook of Avian Anatomy: Nomina Anatomica Avium* (2nd Ed.), Publications of the Nuttall Ornithological Club, Cambridge, Massachusetts, p. 189-247.
- WANG, X., NUDDS, R. L., AND DYKE, G. J., 2011, The primary feather lengths of early birds with respect to avian wing shape evolution: *Journal of Evolutionary Biology*, v. 24, p. 1226-1231.
- WOGELIUS, R. A., MANNING, P. L., BARDEN, H. A., EDWARDS, N. P., WEBB, M., SELLERS, W. I., TAYLOR, K. G., LARSON, P. L., DODSON, P., YOU, H., DAQING, L., AND BERGMAN, U., 2011, Trace metals as biomarkers for eumelanin pigment in the fossil record: *Science*, v. 333, p. 1622-1626.
- ZHANG, F., ZHOU, Z., XU, X., WANG, X., AND SULLIVAN, C., 2008, A bizarre Jurassic maniraptoran from China with elongate ribbon-like feathers: *Nature*, v. 455, p. 1105-1108.
- ZHENG, X., 2009, *Niaolei Qiyuan (Avian Origins)* (In Chinese); Shandong Science and Technology Publishing Group, Jinan, China, 278 p.
- ZHENG, X., ZHANG, Z., AND HOU, L., 2007, A new enantiornithine bird with four long rectrices from the Early Cretaceous of northern Hebei, China: *Acta Geologica Sinica*, v. 81(5), p. 703-708.

ZHENG, X., XU, X., ZHOU, Z., MIAO, D., AND ZHANG, F., 2010, Comment on "Narrow primary feather rachises in *Confuciusornis* and *Archaeopteryx* suggest poor flight ability":
Science, v. 330, p. 320-c.

ZHOU, Z., 2006, Evolutionary radiation of the Jehol Biota: chronological and ecological perspectives: Geological Journal, v. 41, p. 377-393.

ZHOU, Z., AND FARLOW, J., 2001, Flight capability and habits of *Confuciusornis* in Gauthier, J. and Gall, L. F., eds: New perspectives on the origin and early evolution of birds: proceedings of the International Symposium in honor of John H. Ostrom, February 13-14, pp. 237-254.

A NEW METHODOLOGY FOR STUDYING AVIAN NEOICHOLOGY AND THE
EFFECTS OF GRAIN SIZE AND MOISTURE CONTENT ON DOMESTIC CHICKEN
(*GALLUS GALLUS*) TRACKS

ABSTRACT

A new experimental setup using a collapsible wooden tray, monopod, and digital video camera is used to observe and collect modern bird tracks produced by domestic chickens (*Gallus gallus*). This setup is unique because it simultaneously captures tracemaker behavior, trace morphology, and media consistency (i.e., grain size and moisture content) all at once, and can be used in the laboratory and in natural environments. Using this setup we determined that bird track morphology varies in a predictable manner with respect to sediment grain size and the percent of water present. The finer the sediment grain size, the more detail is likely to be preserved. If the sediment is completely dry, no track details will be preserved—digit impressions will be broad and will not taper at the tips, digit impression length will be longer than the actual toe lengths. If the sediment is wet (8.8%–6.7%), the digit impressions will taper to points, will not be as wide as in dry sediment, and will not preserve pad impressions. If the sediment is variably moist (5.3%–3.2%), the detail of pad or scale impressions, depending on the grain size, may be present. This study also quantifies the trackway parameters of behaviors, including start-stop walking, walking, running, takeoff, and landing. We propose a sinuosity index to that allows for quantification of sinuous avian trackways. Both takeoff and landing traces are significantly deeper than the preceding or following walking and running traces. Start-stop walking does not always result in side-by-side paired tracks, and often the bird will pause in midstride. Linking behavior and morphology of tracks can be used to better interpret ancient behavior and the depositional environment that ancient tracks were produced in.

INTRODUCTION

The study of modern bird tracks is an area largely unexplored in ornithology today. Professional trackers mainly dominate the study of bird tracks (e.g., Brown et al., 2003; Elbroch and Marks, 2001), and ichnologists rarely perform neoichnological studies in an attempt to use modern trackways to interpret ancient trackways and the behavior that produced them (e.g., Farlow, 1989; Genise et al., 2009). The purpose of this paper is to present a new experimental setup for studying avian traces, media consistency, behaviors, and tracemakers simultaneously that objectively links tracemaker, behavior(s), and the trace(s) produced. This paper also explores the effect of media grain size and moisture content on track and trackway morphology. The objective of this research is to initiate the first steps in filling the gap that currently exists between ornithology and avian neoichnology to improve our understanding ancient avian behavior as record by tracks.

The Dutch Wadden Sea has been the source of multiple avian neoichnological studies. Swennen and Van Der Baan (1959) performed an early study on modern bird tracks and traces in which multiple types of feeding traces were observed. Multiple types of probe marks were reported, along with scythinglike traces from Shelducks, trampled hollows from gulls, and traces of Turnstones rolling over rocks to find prey. There were also purported swimming traces of a Shelduck (Swennen and Van Der Baan, 1959, fig. 7a). Cadhee (1990) also reported trampling by gulls in the Dutch Wadden Sea, but also discusses Shelduck trampling. His research focused more on sediment reworking and bioturbation than the previous study, and there was no mention of other Shelduck feeding behaviors (e.g., scything), or other avian feeding behaviors (e.g., probing or pecking).

Farlow (1989) produced the earliest modern neoichnological study on bird tracks in comparison to dinosaur tracks. He attempted to compare ostrich (*Struthio camelus*) track and trackway morphology and production to theropod dinosaur tracks and trackways. This study examined depth of the tracks, stride length, footprint length, step (i.e., pace) angle, and pace length. Farlow (1989) candidly admitted, however, that he "made no systematic effort to investigate ostrich footprint morphology as a function of gait or substrate conditions." He did make key observations about the acceleration of the ostrich, impression of the footprints (specifically depth), and direction of travel. This was first attempt to apply morphometric analyses to modern bird trackways that are commonly used for studying fossil trackways.

Genise et al. (2009) attempted to erect clear and concise categories of traces produced by shorebirds and the behaviors that resulted in them, and compare them to Eocene–Oligocene tracks from the Santo Domingo Formation of Argentina (Melchor et al., 2013). Such behaviors included walking, standing, lateral running, and different methods of landing and takeoff (Genise et al., 2009, fig 7, pg. 150–151). There are, however, no photographs provided of the traces produced by these behavior, only line drawings. No morphometric quantification of these behaviors in the form of single track (e.g., toe length, foot length, foot width, angle of divarication, Fig. 1) or trackway measurements (e.g., stride length, pace length, pace width, see Fig. 1) was provided on the modern tracks. These types of measurements are often performed on fossil tracks and trackways (e.g., Kim et al., 2006; Lockley et al, 2009; Falk et al., 2010). Some of these measurements, however, were provided for the fossil tracks used by Genise et al. (2009) in de Valais and Melchor (2008, table 1, pg. 148).

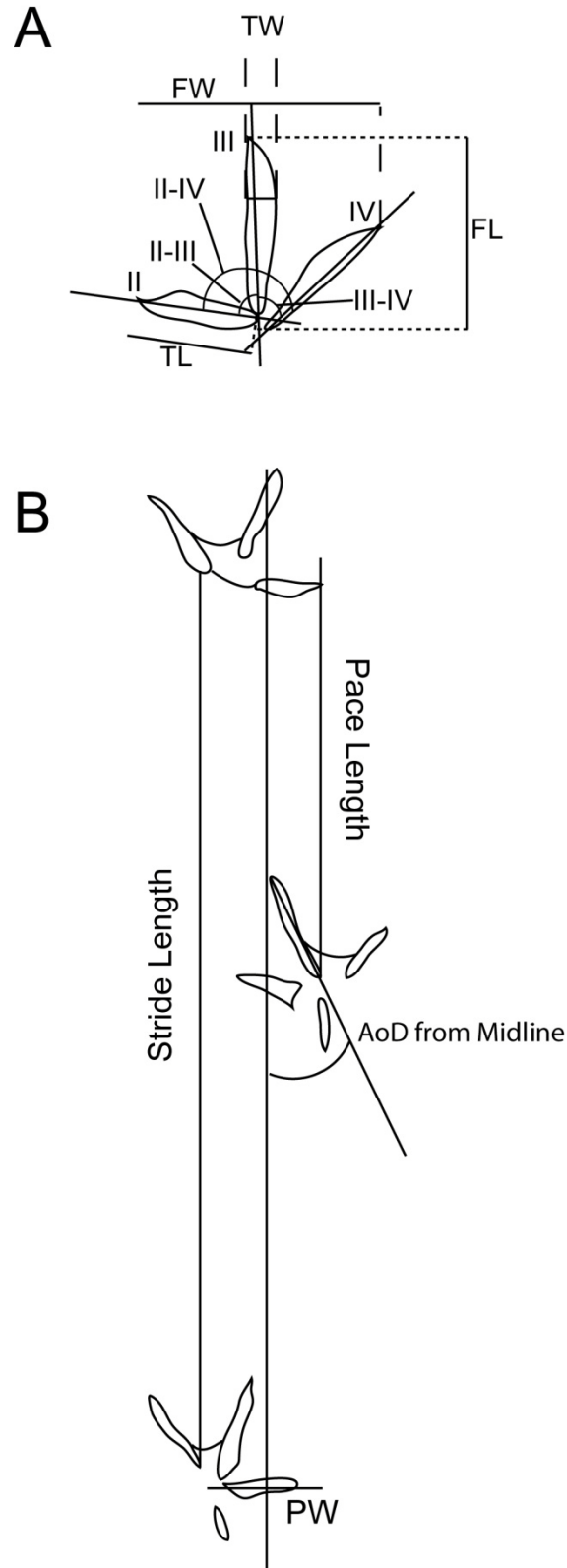


Fig. 1: All measurements taken on bird tracks collected. AoD=Angle of divarication. II=Toe II, III=Toe III, IV=Toe IV, II-III= AoD between toes II and III, III-IV=AoD between toes III and IV, II-IV=AoD between toes II and IV,

TL=Toe length, TW=Toe width, FL=Foot length, FW=Foot width. A.) Single-track measurements taken on all tracks. B.) Trackway measurements used in this study. Note AoD from Midline was not taken on sinuous trackways.

Melchor et al. (2012) applied a similar approach to Miocene bird tracks from Argentina. These tracks were webbed and attributed to a flamingolike bird. They observed modern flamingos feeding in a shallow pond and measured angle of gate, length of the tarsometatarsus (from the photographs), and pace length (Melchor et al., 2012). Other unique measurements used in this study include medial width (between toe II and toe III) and lateral width (between toe III and toe IV). They also used oblique pace instead of the standard pace length (see Melchor et al., 2010, fig. 2). They then measured pace length of the walking and feeding birds from video footage, and measured pace length relative to tarsometatarsal length.

Some ichnological studies (e.g., Currie, 1981; Frey and Pemberton, 1987) did not primarily focus on avian neoichnology, but did provide some information on the subject. Currie (1981) briefly discussed the variation in the angle of divarication between different types of birds; however, the focus of the paper was a new ichnogenus of Cretaceous bird track from North America (*Aquatilavipes*). Frey and Pemberton (1987) examined a present day *Psilonichnus* ichnocoenosis, a suite of invertebrate traces used to identify certain depositional environments. Included in this study were photographs of peck marks of shorebirds (Frey and Pemberton, 1987, fig. 13).

Detailed neoichnological experiments have been carried out in the laboratory, although this is generally performed with invertebrates (e.g., Elders, 1975; Smith and Hasiotis, 2008; Counts and Hasiotis, 2009; Halfen and Hasiotis, 2011). Detailed neoichnological laboratory experiments with vertebrates are more rare. These experiments, however, are usually done with small lower vertebrates (e.g., amphibians, reptiles) (e.g., Brand, 1996; Hembree and Hasiotis,

2007). Experiments using bats have recently been performed (Jones and Hasiotis, 2012), however, very few studies use controlled conditions with larger vertebrates. Milan and Bromley (2007) performed controlled experiments with a severed emu foot using cement containing different amounts of water. They then sectioned each track to examine the track and undertrack morphology.

With few exceptions (e.g., Melchor et al., 2012), the majority of avian neoichnological studies lack quantitative analysis. This is contrary to the methodology performed on fossil bird tracks, in which a series of measurements are performed (e.g., Lockley et al., 1992, 2006). The experimental setup presented here links the simultaneous recording and collecting of modern bird tracemaking behavior to specific media conditions, which allows observation of how track morphology and behavior changes with media consistency and grain size. Using this data, quantification of traces and behaviors produced by modern birds is now possible, which can then be applied to fossil bird tracks and trackways for more accurate descriptions and interpretations of behavior and paleoenvironment.

MATERIALS AND METHODS

The majority of the research was performed with domestic chickens (*Gallus gallus*) on a farm north of Lawrence, Kansas. Several different individual chickens of differing size and breed—mostly cross-breeds and bantams, specifically Silver Sebrights—were used in this experiment. A brief run was also performed at a bird feeder on private property in Milan, Michigan, U.S.A., using Mourning Doves (*Zenaida macroura*); however, no plaster casts were made and no data was analyzed. The setup was placed inside a chicken pen, sediment and (when necessary) water were added to the tray, and the camera turned on. The door was opened until at

least one chicken entered the pen, then the door was shut and the setup abandoned. During the experiment using chickens, the researcher stood several yards away, out of the birds' direct line of sight, to avoid influencing the behavior of the birds. During the experiment conducted in Michigan, the observer waited in a nearby house so as to not disturb or influence the birds.

The experimental set up is composed of several pieces (Fig. 2). A foldable wooden tray 123 cm long by 72 cm wide and 4 cm deep, built in two equidimensional sections, and hinged together at the midpoint, so that it can be easily folded, carried, and transported by car. The tray was painted with a water-resistant, latex paint. On one side of the tray, two holes are drilled for a monopod attachment using threaded bolts, washers, and wingnuts (Fig. 2B). The monopod has two components, vertical (106 cm) and horizontal (35.5 cm) (Fig. 2B), with a tripod head bolted onto the end of the horizontal component (Fig. 2C). A Sony Handycam© digital camcorder was mounted onto the tripod head, however, any camera including small, high-definition sports cameras, can be used. The digital camcorder was adjusted to face the tray at a 90° angle. The entire experimental setup takes <15 minutes to assemble and can be used in a laboratory setting, a controlled outdoor setting (e.g., aviary or coop), or a natural environment (e.g., lake shore, pointbar, sand bar, etc.). The monopod can be used separately from the tray by inserting it into the ground directly, for use in natural environments where the researcher does not want to potentially change the properties of the media (e.g., pointbars, beach).




Fig. 2: Photographs of the tray during setup and completed use. A.) The tray, unfolded. B.) The tray, folded. C.) The monopod separated from the tray, showing separate components. D.) The tripod head and its positioning on the monopod. E.) The tray and its plastic dropcloth covering.

After the tray and monopod were assembled, a sheet of plastic drop cloth was laid over the tray and folded under each edge (Fig. 2D). The plastic lining is intended to prevent any water leakage from the hinge joint in the bottom of the tray. Sediment was then added to the tray. When necessary, water was added to the sediment. The media was then smoothed out with a piece of wood, a plastic door sweep, or a squeegee to create an even surface for track production.

In this study, five sediment grain sizes were used: coarse sand ($\phi=35$), medium sand ($\phi=60$), fine sand ($\phi=120$), mixed coarse and fine sand ($\phi=35-120$), and mud collected from either the Kansas River, Clinton Lake outside of Lawrence, Kansas, USA, or purchased at a hardware store that sold sand for construction purposes. Four runs with different moisture regimes were conducted for most sediment types. For the mud runs, dry mud could not be used, so only three runs were produced. The sediment was kept in buckets between uses and allowed to dry naturally with one to two weeks (sometimes longer) between runs.

The same chicken was used multiple times in some cases (e.g., three coarse sand runs, two mixed sand runs), however, the chicken used depended on its willingness to leave the coop and explore the experimental setup. After traces were produced, the door to the pen was opened and the chickens left the pen, or the birds left the immediate area (e.g., the feeder). A sediment sample for moisture content analysis was taken using a Fisher Scientific glass vial immediately after the birds left. The vial and sediment were weighed, recorded, then baked for at least 24 hours to evaporate all moisture, then weighed and recorded again to obtain the percent moisture content by weight. In the mixed-sand runs, the vial caps were not properly sealed, resulting in no moisture content data for that series. Instead the moisture regimes are referred to as dry, moist, and wet. All tracks and trackways were photographed. Tracks were also cast in plaster

(DentStone®), with a few exceptions (see Results). No casts were produced for the runs using Mourning Doves.

A series of measurements were performed on the tracks and trackways on each plaster cast (see Fig. 1) using digital calipers or measuring tape for longer distances such as stride length. From these measurements the foot length:foot width (FL:FW) ratio was calculated. If no plaster cast was available, the photographs themselves were measured using the open source program GeoGebra©. GeoGebra© was also used to measure the angle of divarication (AoD) between the toes. Measurements were taken following the standard procedures for fossil tracks and trackways (see Lockley et al., 2006, 2009). In some cases, approximate track depth, usually of the distal portion of toe III, was also measured to determine if depth varies between walking, running, takeoff, and landing. Not included were several measurements used by de Valais and Melchor (2008, fig. 3; e.g., the angle of divarication (AoD) between toes I and III) and Melchor et al. (2012; e.g., oblique pace length), as they are not directly related to behavior or are not typical measurements used in avian ichnology.

RESULTS


Video of trace production is placed in supplemental data and can also be found online at (<http://ichnology.ku.edu/>). Media grain size and moisture content is found in Table 1. A list of all measurements taken is found in Tables 2–6

| Sediment | Wet | Dry | Wet-Dry | % moisture |
|---------------|-------|-------|---------|------------|
| Coarse Sand 1 | 14.5 | 13.25 | 1.25 | 8.6 |
| Coarse Sand 2 | 13.3 | 12.8 | 0.5 | 3.8 |
| Coarse Sand 3 | 12.4 | 12 | 0.4 | 3.2 |
| Medium Sand 1 | 15.9 | 14.5 | 1.4 | 8.8 |
| Medium Sand 2 | 13.3 | 12.7 | 0.6 | 4.5 |
| Medium Sand 3 | 13.7 | 13.2 | 0.5 | 3.6 |
| Fine Sand 1 | 11.9 | 11.1 | 0.8 | 6.7 |
| Fine Sand 2 | 13.1 | 12.4 | 0.7 | 5.3 |
| Fine Sand 3 | 11.9 | 11.5 | 0.4 | 3.4 |
| Mixed Sand | N/A | N/A | N/A | N/A |
| Mud 1 | 12 | 10.7 | 1.3 | 10.8 |
| Mud 2 | 14.7 | 12.4 | 2.3 | 15.6 |
| Mud 3 | 16.15 | 13.9 | 2.25 | 13.9 |

Table 1: Grain sizes and moisture contents used.

Coarse sand

Four runs using two different chickens were performed, beginning with a dry run. No plaster cast was taken from the dry run tracks. Three tracks were produced, comprising a single trackway (Table 2). The average toe III length was 57.6 mm, the average toe III width was 32.9 mm, and the average foot length:foot width (FL:FW) ratio was 0.79. The second run was wet sand (8.6% moisture); although many tracks were produced, only 7 were cast, 5 of which constituted a single trackway. The latter tracks in this trackway became slightly deformed by the plaster pour (Fig. 3), however, this only affected the toe width. The average toe III length was 56.9 mm, the average toe III width was 17.6 mm (13.8 mm without tracks 6 and 7), and the average FL:FW ratio was 0.79.



NO CAST PRODUCED

Fig. 3: Coarse sand runs, and plaster casts produced. A.) Coarse sand run, dry. B.) Close up of tracks produced in the coarse sand run. C.) Coarse sand run, wet. D.) Plaster cast produced of the wet coarse sand run. E.) First moist coarse sand run. F.) Plaster cast produced of the first moist coarse sand run. G.) Second moist coarse sand run.

The third and fourth runs were with moist sand (moisture content 3.8% and 3.2%, respectively), and the fourth run used a different chicken than the first three. This second chicken was slightly smaller than the first used. The third coarse sand run had only two tracks, with an average toe III length of 55.7 mm, an average toe III width of 16.3 mm, and an average FL:FW ratio of 0.725. The fourth run produced 6 tracks in two different trackways, and had an average toe III length of 47.7 mm, an average toe III width of 11.6, and an average FL:FW ratio of 0.84.

| Coarse sand dry (Run 1) | | | | | | |
|-------------------------|-----|----------|--------|----------------|------|-------|
| Track 1: | L | Toe I: | 26 | | | |
| | | Toe II: | 38.8 | Pace length: | 1-2: | 199.4 |
| | | Toe III: | 62.8 | | 2-3: | 139.1 |
| | | Toe IV: | 47.1 | Pace width: | 1-2: | 56 |
| | W | Toe II: | 29.4 | | 2-3: | 83.1 |
| | | Toe III: | 32.8 | Stride length: | 1-3: | 336.3 |
| | | Toe IV: | 26.3 | AoD from Mid: | 1- | 33.48 |
| | AoD | II-III: | 51.85 | | 2- | 12.12 |
| | | III-IV: | 66.97 | | 3- | 39.77 |
| | | II-IV: | 118.82 | | | |
| | FL: | 86.3 | | | | |
| | FW: | 90.3 | | | | |
| Track 2: | L | Toe I: | 30.8 | | | |
| | | Toe II: | 42.3 | | | |
| | | Toe III: | 51.3 | | | |
| | | Toe IV: | 34.9 | | | |
| | W | Toe II: | 25.7 | | | |
| | | Toe III: | 35.1 | | | |
| | | Toe IV: | 28 | | | |
| | AoD | II-III: | 82.07 | | | |
| | | III-IV: | 66.8 | | | |
| | | II-IV: | 148.87 | | | |
| | FL: | 74.9 | | | | |
| | FW: | 101.1 | | | | |
| Track 3: | L | Toe I: | N/A | | | |
| | | Toe II: | 61.1 | | | |
| | | Toe III: | 58.6 | | | |
| | | Toe IV: | 46.6 | | | |
| | W | Toe II: | 24.9 | | | |
| | | Toe III: | 30.8 | | | |
| | | Toe IV: | 29.1 | | | |
| | AoD | II-III: | 39.91 | | | |
| | | III-IV: | 114.1 | | | |
| | | II-IV: | 153.29 | | | |
| | FL: | 92.9 | | | | |
| | FW: | 131.7 | | | | |

| Coarse sand wet (Run 2) | | | | | | | |
|-------------------------|----------|----------|---------|----------------|------|--------|--------|
| Track 1: | L | Toe I: | 15.78 | Pace Length: | 1-2: | 193.57 | |
| | | Toe II: | 44.19 | | 3-4: | 177.04 | |
| | | Toe III: | 63.72 | | 4-5: | 155.72 | |
| | | Toe IV: | 50.38 | | 5-6: | 112.82 | |
| | W | Toe II: | 11.54 | Pace Width: | 6-7: | 145.17 | |
| | | Toe III: | 15.01 | | 1-2: | 35.11 | |
| | | Toe IV: | 13.16 | | 3-4: | 7.61 | |
| | AoD | II-III: | 57.5 | Stride Length: | 4-5: | 8.56 | |
| | | III-IV: | 59.2 | | 5-6: | 19.6 | |
| | | II-IV: | 116.7 | | 6-7: | 46.2 | |
| | | FL: | 88.33 | | 3-5: | 309.64 | |
| | | FW: | 109.94 | | 4-6: | 263.45 | |
| | Track 2: | L | Toe I: | N/A | | 5-7: | 251.12 |
| | | | Toe II: | 35.52 | | | |
| Toe III: | | | 60.06 | | | | |
| Toe IV: | | | 48.59 | | | | |
| W | | Toe II: | 14.91 | | | | |
| | | Toe III: | 11.51 | | | | |
| | | Toe IV: | 10.43 | | | | |
| AoD | | II-III: | 52.8 | | | | |
| | | III-IV: | 82.8 | | | | |
| | | II-IV: | 135.6 | | | | |
| | | FL: | 69.96 | | | | |
| | | FW: | 99.95 | | | | |
| Track 3: | | L | Toe I: | 19.59 | | | |
| | | | Toe II: | 38.5 | | | |
| | Toe III: | | 60.96 | | | | |
| | Toe IV: | | 42.58 | | | | |
| | W | Toe II: | 10.32 | | | | |
| | | Toe III: | 15.59 | | | | |
| | | Toe IV: | 9.79 | | | | |
| | AoD | II-III: | 57 | | | | |
| | | III-IV: | 79.4 | | | | |
| | | II-IV: | 136.4 | | | | |
| | | FL: | 73.48 | | | | |
| | | FW: | 103.84 | | | | |
| | Track 4: | L | Toe I: | 24.16 | | | |
| | | | Toe II: | 39.49 | | | |
| Toe III: | | | 61.53 | | | | |
| Toe IV: | | | 41.29 | | | | |
| W | | Toe II: | 18.61 | | | | |
| | | Toe III: | 15.77 | | | | |
| | | Toe IV: | 10.07 | | | | |

| | | | | | | | |
|----------|-----|----------|-------|--|--|--|--|
| | AoD | II-III: | 60 | | | | |
| | | III-IV: | 59.2 | | | | |
| | | II-IV: | 119.2 | | | | |
| | FL: | 87.56 | | | | | |
| | FW: | 94.52 | | | | | |
| Track 5: | L | Toe I: | 21.51 | | | | |
| | | Toe II: | 33.5 | | | | |
| | | Toe III: | 44.67 | | | | |
| | | Toe IV: | 41.02 | | | | |
| | W | Toe II: | 9.81 | | | | |
| | | Toe III: | 11.36 | | | | |
| | | Toe IV: | 13.62 | | | | |
| | AoD | II-III: | 57.6 | | | | |
| | | III-IV: | 67.2 | | | | |
| | | II-IV: | 124.8 | | | | |
| | FL: | 61.56 | | | | | |
| | FW: | 92.69 | | | | | |
| Track 6: | L | Toe I: | 14.26 | | | | |
| | | Toe II: | 37.79 | | | | |
| | | Toe III: | 52.88 | | | | |
| | | Toe IV: | 42.36 | | | | |
| | W | Toe II: | 20.65 | | | | |
| | | Toe III: | 28.38 | | | | |
| | | Toe IV: | 20.51 | | | | |
| | AoD | II-III: | 64.2 | | | | |
| | | III-IV: | 41 | | | | |
| | | II-IV: | 65.2 | | | | |
| | FL: | 88.3 | | | | | |
| | FW: | 98.03 | | | | | |
| Track 7: | L | Toe I: | 20.04 | | | | |
| | | Toe II: | 38.74 | | | | |
| | | Toe III: | 54.16 | | | | |
| | | Toe IV: | 43.57 | | | | |
| | W | Toe II: | 20.58 | | | | |
| | | Toe III: | 25.56 | | | | |
| | | Toe IV: | 23.95 | | | | |
| | AoD | II-III: | 64.2 | | | | |
| | | III-IV: | 71.4 | | | | |
| | | II-IV: | 135.6 | | | | |
| | FL: | 86.13 | | | | | |
| | FW: | 104.04 | | | | | |

| Coarse sand moist 1 (Run 3) | | | | | | | |
|-----------------------------|-----|----------|-------|--|--|--|--|
| Track 1: | L | Toe I: | N/A | | | | |
| | | Toe II: | 35.3 | | | | |
| | | Toe III: | 59.62 | | | | |
| | | Toe IV: | 48.94 | | | | |
| | W | Toe II: | 13.74 | | | | |
| | | Toe III: | 16.18 | | | | |
| | | Toe IV: | 11.29 | | | | |
| | AoD | II-III: | 50.7 | | | | |
| | | III-IV: | 71.8 | | | | |
| | | II-IV: | 122.5 | | | | |
| | FL: | 80.84 | | | | | |
| | FW: | 105.91 | | | | | |
| Track 2: | L | Toe I: | N/A | | | | |
| | | Toe II: | 34.51 | | | | |
| | | Toe III: | 51.87 | | | | |
| | | Toe IV: | 45.21 | | | | |
| | W | Toe II: | 14.65 | | | | |
| | | Toe III: | 16.39 | | | | |
| | | Toe IV: | 10.7 | | | | |
| | AoD | II-III: | 59.6 | | | | |
| | | III-IV: | 73.1 | | | | |
| | | II-IV: | 132.7 | | | | |
| | FL: | 70.96 | | | | | |
| | FW: | 103.37 | | | | | |

| Coarse sand moist 2 (Run 4) | | | | | | |
|-----------------------------|------|---------------|--------|----------------|------|-------|
| Track 1: | L | Toe I: | 10.2 | Pace length: | 1-2: | 140.8 |
| | | Toe II: | 31.6 | | 3-4: | 122 |
| | | Toe III: | 48.4 | | 4-5: | 81.6 |
| | | Toe IV: | 37.2 | | 5-6: | 83.4 |
| | W | Toe II: | 12 | Pace width: | 1-2: | 12.6 |
| | | Toe III: | 13.2 | | 3-4: | 13.4 |
| | | Toe IV: | 10.8 | | 4-5: | 35.4 |
| | AoD | II-III: | 50.47 | Stride length: | 5-6: | 28 |
| | | III-IV: | 70.62 | | 3-5: | 201 |
| | | II-IV: | 121.09 | | 4-6: | 164.4 |
| FL: | 73.4 | AoD from Mid: | 1- | 15.11 | | |
| FW: | 81.4 | | 2- | <5 | | |
| Track 2: | L | Toe I: | 10.6 | | 3- | 9.27 |
| | | Toe II: | 32.4 | | 4- | 8.44 |
| | | Toe III: | 46.6 | | 5- | 5.89 |
| | | Toe IV: | 38.6 | | 6- | 8.38 |
| | W | Toe II: | 11 | | | |
| | | Toe III: | 12 | | | |
| | | Toe IV: | 12.8 | | | |
| | AoD | II-III: | 50.36 | | | |
| | | III-IV: | 71.32 | | | |
| | | II-IV: | 121.68 | | | |
| FL: | 72.2 | | | | | |
| FW: | 86.4 | | | | | |
| Track 3: | L | Toe I: | 12.4 | | | |
| | | Toe II: | 27 | | | |
| | | Toe III: | 48.2 | | | |
| | | Toe IV: | 31.8 | | | |
| | W | Toe II: | 8 | | | |
| | | Toe III: | 10.2 | | | |
| | | Toe IV: | 10.4 | | | |
| | AoD | II-III: | 51.5 | | | |
| | | III-IV: | 64.78 | | | |
| | | II-IV: | 116.28 | | | |
| FL: | 74 | | | | | |
| FW: | 74.8 | | | | | |

| | | | | | | |
|----------|------|----------|--------|--|--|--|
| Track 4: | L | Toe I: | 15 | | | |
| | | Toe II: | 32 | | | |
| | | Toe III: | 50 | | | |
| | | Toe IV: | 40.6 | | | |
| | W | Toe II: | 10.8 | | | |
| | | Toe III: | 10.2 | | | |
| | | Toe IV: | 11 | | | |
| | AoD | II-III: | 58.89 | | | |
| | | III-IV: | 57.89 | | | |
| | | II-IV: | 116.58 | | | |
| FL: | 71.8 | | | | | |
| FW: | 85.4 | | | | | |
| Track 5: | L | Toe I: | 14.4 | | | |
| | | Toe II: | 35.6 | | | |
| | | Toe III: | 44.4 | | | |
| | | Toe IV: | 48 | | | |
| | W | Toe II: | 9 | | | |
| | | Toe III: | 12.6 | | | |
| | | Toe IV: | 10.8 | | | |
| | AoD | II-III: | 55.66 | | | |
| | | III-IV: | 55.22 | | | |
| | | II-IV: | 110.88 | | | |
| FL: | 67 | | | | | |
| FW: | 87.2 | | | | | |
| Track 6: | L | Toe I: | 17.2 | | | |
| | | Toe II: | 30.6 | | | |
| | | Toe III: | 48.4 | | | |
| | | Toe IV: | 41.8 | | | |
| | W | Toe II: | 11.2 | | | |
| | | Toe III: | 11.6 | | | |
| | | Toe IV: | 14.6 | | | |
| | AoD | II-III: | 42.63 | | | |
| | | III-IV: | 74.42 | | | |
| | | II-IV: | 117.05 | | | |
| FL: | 66.4 | | | | | |
| FW: | 87.6 | | | | | |

Table 2: Measurements of coarse sand runs. All measurements are in mm, unless the measurement is an angle, which are in measured in degrees. AoD from Mid is not taken on sinuous trackways. . L=Length of the toe.

W=Width of the toe. AoD=Angle of Divarication between the toes. II=Toe 2. III=Toe 3. IV=Toe 4. FL=Foot length.

FW=Foot width. AoD from Mid=Angle of Divarication from Midline.

Medium sand

The same chicken was used for the dry and wet sand runs. A different chicken was used for the two moist sand runs. A third, smaller chicken joined the second chicken for the fourth run (Fig. 4).




Fig. 4: Medium sand runs, and plaster casts produced. A.) Medium sand run, dry. B.) Plaster cast produced (seen in A). C.) Medium sand run wet. D.) Plaster cast produced of the wet medium sand run. E.) First moist medium sand

run. F.) Plaster cast produced of the first moist medium sand run. G.) Second moist medium sand run. H.) Plaster cast produced of the second moist medium sand run.

Only one track was cast in the dry medium sand run. The length of toe III was 61.8 mm, the width of toe III was 38.2 mm, and the FL:FW ratio was 0.8. In the wet sand run, two tracks were measured. The average toe III length was 71.4 mm, the average toe III width was 18.8 mm, and the average FL:FW ratio was 0.75.

In the third medium sand run, there were three tracks measured from one trackway. The average toe III length was 58.3 mm, the average toe III width was 14.3 mm, and the average FL:FW ratio was 0.76. In the fourth medium sand run, six tracks were cast, however, due to multiple chickens being used, not all tracks were averaged together to compare to the third run. In the fourth medium sand run, only tracks 1 and 2 were produced by the same chicken from the third run. The average toe III length was 57.5 mm, and the average toe III width was 13.9 mm. The average FL:FW ratio was 0.83. Only one FW was recorded for this run (Table 3).

| Medium sand dry (Run 1) | | | |
|-------------------------|-----|----------|-------|
| Track 1: | L | Toe I: | 38.6 |
| | | Toe II: | 58.43 |
| | | Toe III: | 61.82 |
| | | Toe IV: | 47.09 |
| | W | Toe II: | 24.37 |
| | | Toe III: | 38.23 |
| | | Toe IV: | 34.52 |
| | AoD | II-III: | 68 |
| | | III-IV: | 74 |
| | | II-IV: | 142 |
| | FL: | 102.8 | |
| | FW: | 128.6 | |
| Medium sand wet (Run 2) | | | |
| Track 1: | L | Toe I: | 14.79 |
| | | Toe II: | 37.26 |
| | | Toe III: | 69.13 |
| | | Toe IV: | 56.34 |
| | W | Toe II: | 8.48 |
| | | Toe III: | 14.96 |
| | | Toe IV: | 12.06 |
| | AoD | II-III: | 57.4 |
| | | III-IV: | 72.3 |
| | | II-IV: | 129.8 |
| | FL: | 100.29 | |
| | FW: | 129.6 | |
| Track 2: | L | Toe I: | N/A |
| | | Toe II: | 44.58 |
| | | Toe III: | 73.69 |
| | | Toe IV: | 50.33 |
| | W | Toe II: | 22.35 |
| | | Toe III: | 22.55 |
| | | Toe IV: | 13.6 |
| | AoD | II-III: | 68 |
| | | III-IV: | 83.7 |
| | | II-IV: | 151.7 |
| | FL: | 100.16 | |
| | FW: | 137.91 | |

| Medium sand moist 1 (Run 3) | | | | | | |
|-----------------------------|-----|----------|--------|--|----------------|-------------|
| Track 1: | L | Toe I: | N/A | | Pace length: | 1-2: 66.83 |
| | | Toe II: | 33.09 | | | 2-3: 176.2 |
| | | Toe III: | 57.33 | | Pace width: | 1-2: 57.89 |
| | | Toe IV: | 47.07 | | | 2-3: 53.64 |
| | W | Toe II: | 11.12 | | Stride length: | 1-3: 247.39 |
| | | Toe III: | 11.76 | | | |
| | | Toe IV: | 9.08 | | | |
| | AoD | II-III: | 66.8 | | | |
| | | III-IV: | 65.5 | | | |
| | | II-IV: | 132.3 | | | |
| | FL: | | 79.7 | | | |
| | FW: | | 105.4 | | | |
| Track 2: | L | Toe I: | N/A | | | |
| | | Toe II: | 34.96 | | | |
| | | Toe III: | 59.32 | | | |
| | | Toe IV: | 48.7 | | | |
| | W | Toe II: | 12.01 | | | |
| | | Toe III: | 17.31 | | | |
| | | Toe IV: | 8.75 | | | |
| | AoD | II-III: | 67.2 | | | |
| | | III-IV: | 65.5 | | | |
| | | II-IV: | 132.7 | | | |
| | FL: | | 82.83 | | | |
| | FW: | | 105.04 | | | |
| Track 3: | L | Toe I: | N/A | | | |
| | | Toe II: | 25.28 | | | |
| | | Toe III: | 58.14 | | | |
| | | Toe IV: | 36.81 | | | |
| | W | Toe II: | 11.42 | | | |
| | | Toe III: | 14.57 | | | |
| | | Toe IV: | 6.27 | | | |
| | AoD | II-III: | 59.2 | | | |
| | | III-IV: | 65.1 | | | |
| | | II-IV: | 124.3 | | | |
| | FL: | | 76.65 | | | |
| | FW: | | 104.05 | | | |

| Medium sand moist 2 (Run 4) | | | |
|-----------------------------|-------|----------|-------|
| Track 1: | L | Toe I: | N/A |
| | | Toe II: | N/A |
| | | Toe III: | 58.16 |
| | | Toe IV: | 43.44 |
| | W | Toe II: | N/A |
| | | Toe III: | 14.13 |
| | | Toe IV: | 10.26 |
| | AoD | II-III: | N/A |
| | | III-IV: | 49.9 |
| | | II-IV: | N/A |
| FL: | 81.32 | | |
| FW: | N/A | | |
| Track 2: | L | Toe I: | N/A |
| | | Toe II: | 37.67 |
| | | Toe III: | 56.9 |
| | | Toe IV: | 38.66 |
| | W | Toe II: | 12.68 |
| | | Toe III: | 13.74 |
| | | Toe IV: | 13.66 |
| | AoD | II-III: | 73.5 |
| | | III-IV: | 67.2 |
| | | II-IV: | 140.7 |
| FL: | 82.36 | | |
| FW: | 99.17 | | |
| Track 3: | L | Toe I: | 15.54 |
| | | Toe II: | 39.3 |
| | | Toe III: | 56.34 |
| | | Toe IV: | 46.16 |
| | W | Toe II: | 13.22 |
| | | Toe III: | 12.71 |
| | | Toe IV: | 14.2 |
| | AoD | II-III: | 61.4 |
| | | III-IV: | 52.4 |
| | | II-IV: | 113.8 |
| FL: | 81.38 | | |
| FW: | 99.6 | | |

| | | | | | | |
|----------|--------|----------|-------|--|--|--|
| Track 4: | L | Toe I: | 14.38 | | | |
| | | Toe II: | 45.36 | | | |
| | | Toe III: | 55.7 | | | |
| | | Toe IV: | 39.24 | | | |
| | W | Toe II: | 14.04 | | | |
| | | Toe III: | 10.45 | | | |
| | | Toe IV: | 12.65 | | | |
| | AoD | II-III: | 62.1 | | | |
| | | III-IV: | 65.1 | | | |
| | | II-IV: | 127.2 | | | |
| FL: | 82.44 | | | | | |
| FW: | 100.69 | | | | | |
| Track 5: | L | Toe I: | N/A | | | |
| | | Toe II: | 41.4 | | | |
| | | Toe III: | 47.41 | | | |
| | | Toe IV: | N/A | | | |
| | W | Toe II: | 9.91 | | | |
| | | Toe III: | 11.28 | | | |
| | | Toe IV: | N/A | | | |
| | AoD | II-III: | 54.9 | | | |
| | | III-IV: | N/A | | | |
| | | II-IV: | N/A | | | |
| FL: | 81.72 | | | | | |
| FW: | N/A | | | | | |
| Track 6: | L | Toe I: | 20.74 | | | |
| | | Toe II: | 40.97 | | | |
| | | Toe III: | 65.81 | | | |
| | | Toe IV: | 47.97 | | | |
| | W | Toe II: | 14.46 | | | |
| | | Toe III: | 17.25 | | | |
| | | Toe IV: | 12.49 | | | |
| | AoD | II-III: | 60 | | | |
| | | III-IV: | 72.3 | | | |
| | | II-IV: | 142.3 | | | |
| FL: | 87.16 | | | | | |
| FW: | 116.52 | | | | | |

Table 3: Measurements of medium sand runs. All measurements are in mm, unless the measurement is an angle, which are in measured in degrees. L=Length of the toe. W=Width of the toe. AoD=Angle of Divarication between

the toes. II=Toe 2. III=Toe 3. IV=Toe 4. FL=Foot length. FW=Foot width. AoD from Mid=Angle of Divarication from Midline.

Fine sand

Four runs using six chickens were performed. On the dry run, a single chicken produced tracks. On the wet run, two chickens, one of which had produced tracks in the third and fourth medium sand runs, produced tracks. On the third fine sand run, one of the chickens that produced tracks in the wet run was used. On the fourth fine sand run, four chickens produced tracks. Even with video footage, associating which tracks were produced by which chicken was difficult. See Table 4 for all measurements associated with the fourth fine sand run.

| Fine sand dry (Run 1) | | | | | | | |
|-----------------------|-----|----------|-------|----------------|-------------|--------|-------|
| Track 1: | L | Toe I: | 24.59 | Pace length: | 1-2: | 128.74 | |
| | | Toe II: | 42.75 | | 2-3: | 101.03 | |
| | | Toe III: | 68.21 | | Pace width: | 1-2: | 49.28 |
| | | Toe IV: | 50.78 | | | 2-3: | 27.96 |
| | W | Toe II: | 25.66 | Stride length: | 1-3: | 246.92 | |
| | | Toe III: | 34.44 | | | | |
| | | Toe IV: | 22.29 | | | | |
| | AoD | II-III: | 59.2 | | | | |
| | | III-IV: | 69.3 | | | | |
| | | II-IV: | 128.5 | | | | |
| | FL: | 98.04 | | | | | |
| | FW: | 114.22 | | | | | |
| Track 2: | L | Toe I: | 23.16 | | | | |
| | | Toe II: | 49.66 | | | | |
| | | Toe III: | 66.67 | | | | |
| | | Toe IV: | 56.98 | | | | |
| | W | Toe II: | 23.82 | | | | |
| | | Toe III: | 36.22 | | | | |
| | | Toe IV: | 26.7 | | | | |
| | AoD | II-III: | 54.5 | | | | |
| | | III-IV: | 64.2 | | | | |
| | | II-IV: | 118.7 | | | | |
| | FL: | 92.92 | | | | | |
| | FW: | 130.17 | | | | | |
| Track 3: | L | Toe I: | 27.61 | | | | |
| | | Toe II: | 46.11 | | | | |
| | | Toe III: | 76.97 | | | | |
| | | Toe IV: | 54.05 | | | | |
| | W | Toe II: | 29.63 | | | | |
| | | Toe III: | 37.97 | | | | |
| | | Toe IV: | 32.56 | | | | |
| | AoD | II-III: | 53.7 | | | | |
| | | III-IV: | 69.7 | | | | |
| | | II-IV: | 123.4 | | | | |
| | FL: | 103.32 | | | | | |
| | FW: | 118.16 | | | | | |

| Fine sand wet (Run 2) | | | | | | | |
|-----------------------|-----|----------|--------|--|----------------|------|-------|
| Track 1: | L | Toe I: | N/A | | Pace length: | 3-4: | 159 |
| | | Toe II: | 32.25 | | | 4-5: | 163 |
| | | Toe III: | 57.25 | | Pace width: | 3-4: | <5 |
| | | Toe IV: | 44.5 | | | 4-5: | <5 |
| | W | Toe II: | 11.74 | | Stride length: | 3-5: | 32.25 |
| | | Toe III: | 9.25 | | AoD from Mid: | 3- | 4.89 |
| | | Toe IV: | 17 | | | 4- | 15.21 |
| | AoD | II-III: | 90.03 | | | 5- | 4.45 |
| | | III-IV: | 73.84 | | | | |
| | | II-IV: | 163.87 | | | | |
| | FL: | 82.25 | | | | | |
| | FW: | 110 | | | | | |
| Track 2: | L | Toe I: | 18.75 | | | | |
| | | Toe II: | 38 | | | | |
| | | Toe III: | 63.5 | | | | |
| | | Toe IV: | 34.75 | | | | |
| | W | Toe II: | 7.5 | | | | |
| | | Toe III: | 17.5 | | | | |
| | | Toe IV: | 17.75 | | | | |
| | AoD | II-III: | 70.84 | | | | |
| | | III-IV: | 74.96 | | | | |
| | | II-IV: | 145.8 | | | | |
| | FL: | 88.75 | | | | | |
| | FW: | 101.75 | | | | | |
| Track 3: | L | Toe I: | 21.75 | | | | |
| | | Toe II: | 20 | | | | |
| | | Toe III: | 47.25 | | | | |
| | | Toe IV: | 22.5 | | | | |
| | W | Toe II: | 7.75 | | | | |
| | | Toe III: | 7.75 | | | | |
| | | Toe IV: | 10.75 | | | | |
| | AoD | II-III: | 63.64 | | | | |
| | | III-IV: | 54.64 | | | | |
| | | II-IV: | 117.97 | | | | |
| | FL: | 65 | | | | | |
| | FW: | 55.75 | | | | | |

| | | | | | | | |
|----------|-------|----------|--------|--|--|--|--|
| Track 4: | L | Toe I: | 21 | | | | |
| | | Toe II: | 25.25 | | | | |
| | | Toe III: | 49.25 | | | | |
| | | Toe IV: | 28.25 | | | | |
| | W | Toe II: | 11.25 | | | | |
| | | Toe III: | 5 | | | | |
| | | Toe IV: | 8.75 | | | | |
| | AoD | II-III: | 46.94 | | | | |
| | | III-IV: | 83.53 | | | | |
| | | II-IV: | 130.16 | | | | |
| FL: | 65.25 | | | | | | |
| FW: | 61.5 | | | | | | |
| Track 5: | L | Toe I: | 25.75 | | | | |
| | | Toe II: | 24.25 | | | | |
| | | Toe III: | 40 | | | | |
| | | Toe IV: | 25.75 | | | | |
| | W | Toe II: | 16 | | | | |
| | | Toe III: | 12 | | | | |
| | | Toe IV: | 13 | | | | |
| | AoD | II-III: | 76.03 | | | | |
| | | III-IV: | 63.34 | | | | |
| | | II-IV: | 139.37 | | | | |
| FL: | 55.25 | | | | | | |
| FW: | 64 | | | | | | |
| | | | | | | | |

| Fine sand moist 1 (Run 3) | | | | | | | |
|---------------------------|-----|----------|-------|--|----------------|------|--------|
| Track 1: | L | Toe I: | N/A | | Pace length: | 1-2: | 145.24 |
| | | Toe II: | 27.19 | | | 2-3: | 147.8 |
| | | Toe III: | 42.17 | | Pace width: | 1-2: | <2 |
| | | Toe IV: | 29.58 | | | 2-3: | <2 |
| | W | Toe II: | 5.41 | | Stride length: | 1-3: | 289.03 |
| | | Toe III: | 8.71 | | | | |
| | | Toe IV: | 7.16 | | | | |
| | AoD | II-III: | 65.1 | | | | |
| | | III-IV: | 67.2 | | | | |
| | | II-IV: | 132.3 | | | | |
| | FL: | 51.26 | | | | | |
| | FW: | 63.77 | | | | | |
| Track 2: | L | Toe I: | 10.3 | | | | |
| | | Toe II: | 25.56 | | | | |
| | | Toe III: | 41.86 | | | | |
| | | Toe IV: | 28.63 | | | | |
| | W | Toe II: | 8.22 | | | | |
| | | Toe III: | 10.25 | | | | |
| | | Toe IV: | 5.51 | | | | |
| | AoD | II-III: | 47.3 | | | | |
| | | III-IV: | 43.9 | | | | |
| | | II-IV: | 91.1 | | | | |
| | FL: | 58.25 | | | | | |
| | FW: | 55.79 | | | | | |
| Track 3: | L | Toe I: | N/A | | | | |
| | | Toe II: | 24.67 | | | | |
| | | Toe III: | 42.3 | | | | |
| | | Toe IV: | 25.55 | | | | |
| | W | Toe II: | 7.63 | | | | |
| | | Toe III: | 6.15 | | | | |
| | | Toe IV: | 7.51 | | | | |
| | AoD | II-III: | 54.9 | | | | |
| | | III-IV: | 49.4 | | | | |
| | | II-IV: | 104.3 | | | | |
| | FL: | 51.92 | | | | | |
| | FW: | 61.67 | | | | | |
| Track 4: | L | Toe I: | 13.78 | | | | |
| | | Toe II: | 26.69 | | | | |
| | | Toe III: | 37.1 | | | | |
| | | Toe IV: | 30.65 | | | | |
| | W | Toe II: | 8.36 | | | | |
| | | Toe III: | 8.6 | | | | |
| | | Toe IV: | 6.96 | | | | |
| | AoD | II-III: | 41 | | | | |
| | | III-IV: | 47.7 | | | | |
| | | II-IV: | 88.7 | | | | |
| | FL: | 55.77 | | | | | |
| | FW: | 59.33 | | | | | |

| Fine sand moist 2 (Run 4) | | | |
|---------------------------|--------|----------|-------|
| Track 1: | L | Toe I: | 18.88 |
| | | Toe II: | 48.36 |
| | | Toe III: | 63.76 |
| | | Toe IV: | 46.78 |
| | W | Toe II: | 14.46 |
| | | Toe III: | 11.54 |
| | | Toe IV: | 13.75 |
| | AoD | II-III: | 47.7 |
| | | III-IV: | 62.1 |
| | | II-IV: | 109.8 |
| FL: | 92.29 | | |
| FW: | 96.39 | | |
| Track 2: | L | Toe I: | N/A |
| | | Toe II: | 37.63 |
| | | Toe III: | 56.64 |
| | | Toe IV: | 45.31 |
| | W | Toe II: | 8.17 |
| | | Toe III: | 14.58 |
| | | Toe IV: | 10.72 |
| | AoD | II-III: | 33 |
| | | III-IV: | 60.8 |
| | | II-IV: | 93.8 |
| FL: | 69.17 | | |
| FW: | 98.49 | | |
| Track 3: | L | Toe I: | N/A |
| | | Toe II: | 36.91 |
| | | Toe III: | 45.81 |
| | | Toe IV: | 40.05 |
| | W | Toe II: | 13.31 |
| | | Toe III: | 17.18 |
| | | Toe IV: | 9.59 |
| | AoD | II-III: | 78.6 |
| | | III-IV: | 76.9 |
| | | II-IV: | 155.5 |
| FL: | 75.74 | | |
| FW: | 110.68 | | |
| Track 4: | L | Toe I: | 19.17 |
| | | Toe II: | 43.13 |
| | | Toe III: | 69.9 |
| | | Toe IV: | 54.94 |
| | W | Toe II: | 11.21 |
| | | Toe III: | 17.71 |
| | | Toe IV: | 13.04 |
| | AoD | II-III: | 62.5 |
| | | III-IV: | 87 |
| | | II-IV: | 149.5 |
| FL: | 88.01 | | |
| FW: | 128.68 | | |

Table 4: (Opposite page) Measurements of fine sand runs. All measurements are in mm, unless the measurement is an angle, which are in measured in degrees. L=Length of the toe. W=Width of the toe. AoD=Angle of Divarication between the toes. II=Toe 2. III=Toe 3. IV=Toe 4. FL=Foot length. FW=Foot width. AoD from Mid=Angle of Divarication from Midline.

The chicken that made the dry run tracks was similar in size to the chicken of the first through third coarse sand run. One trackway composed of three tracks was produced (Fig. 5). The average toe III length was 70.6 mm, the average toe III width was 36.2 mm, and the average FL:FW ratio is 0.81.

Two chickens produced trackways during the wet fine sand run. The chicken that produced tracks in the medium sand runs produced two tracks in the wet fine sand run. The average toe III length was 60.3 mm and average toe III width was 13.4 mm. The average FL:FW ratio was 0.81. The small chicken produced three tracks with an average toe III length of 45.5 mm, an average toe III width of 8.25 mm, and a FL:FW ratio of 1.02.

The third fine sand run used the same small chicken from the wet fine sand run. Four tracks were produced, three of which were in one trackway. The average toe III length was 40.9 mm, the average toe III width was 8.4 mm, and the average FL:FW ratio was 0.9. Chickens that produced tracks in previous runs could not be identified positively from video from the fourth fine sand run.




Fig. 5: Fine sand runs, and plaster casts produced. A.) Fine sand run, dry. B.) Plaster cast produced from the dry fine sand run. C.) Fine sand run, wet. D.) First moist fine sand run. E.) Plaster cast produced from the first moist fine sand run. F.) Second moist fine sand run. G.) Plaster cast produced from the second moist fine sand run.

Mud

No dry run was performed with mud. See Table 5 for all measurements from the mud runs. The first run used a medium-sized chicken that had not been previously used. There is little accompanying video footage (first track only) due to a camera malfunction (see video: Mud run 1). The average toe III length was 59.1 mm, the average toe III width was 11.3 mm, and the average FL:FW ratio was 0.79.

| | | | | | | | |
|----------|-----|----------|-------|--|--|--|--|
| Mud 1 | | | | | | | |
| Track 1: | L | Toe I: | 12.72 | | | | |
| | | Toe II: | 50.38 | | | | |
| | | Toe III: | 64.13 | | | | |
| | | Toe IV: | 56.71 | | | | |
| | W | Toe II: | 10.71 | | | | |
| | | Toe III: | 12.65 | | | | |
| | | Toe IV: | 7.08 | | | | |
| | AoD | II-III: | 51 | | | | |
| | | III-IV: | 74 | | | | |
| | | II-IV: | 125 | | | | |
| | FL: | 92.64 | | | | | |
| | FW: | 124.9 | | | | | |
| Track 2: | L | Toe I: | 15.72 | | | | |
| | | Toe II: | 41.05 | | | | |
| | | Toe III: | 52.21 | | | | |
| | | Toe IV: | 46.2 | | | | |
| | W | Toe II: | 9.71 | | | | |
| | | Toe III: | 9.86 | | | | |
| | | Toe IV: | 8.92 | | | | |
| | AoD | II-III: | 54 | | | | |
| | | III-IV: | 73 | | | | |
| | | II-IV: | 127 | | | | |
| | FL: | 83.85 | | | | | |
| | FW: | 99.58 | | | | | |
| Track 3: | L | Toe I: | 22.66 | | | | |
| | | Toe II: | 41.21 | | | | |
| | | Toe III: | 60.81 | | | | |
| | | Toe IV: | 48.05 | | | | |
| | W | Toe II: | 8.95 | | | | |
| | | Toe III: | 11.27 | | | | |
| | | Toe IV: | 9.39 | | | | |
| | AoD | II-III: | 50 | | | | |
| | | III-IV: | 61 | | | | |
| | | II-IV: | 111 | | | | |
| | FL: | 82.51 | | | | | |
| | FW: | 101.79 | | | | | |

| Mud 2 | | | | | | | |
|----------|-----|----------|--------|---------------|------------|--------|-------|
| Track 1: | L | Toe I: | 15.81 | Pace length | 1-2: | 122.38 | |
| | | Toe II: | 25.8 | | 2-3: | 91.68 | |
| | | Toe III: | 41.45 | | Pace width | 1-2: | <5 |
| | | Toe IV: | 30.27 | | | 2-3: | 31.71 |
| | W | Toe II: | 7.57 | Stride length | 1-3: | 211.9 | |
| | | Toe III: | 7.43 | | AoD from l | 1- | 3.01 |
| | | Toe IV: | 5.91 | | | 2- | 23 |
| | AoD | II-III: | 53.74 | | 3- | 12.43 | |
| | | III-IV: | 47.44 | | | | |
| | | II-IV: | 101.36 | | | | |
| | FL: | 55.16 | | | | | |
| | FW: | 61.07 | | | | | |
| Track 2: | L | Toe I: | N/A | | | | |
| | | Toe II: | 28.81 | | | | |
| | | Toe III: | 36.83 | | | | |
| | | Toe IV: | 31.71 | | | | |
| | W | Toe II: | 6.32 | | | | |
| | | Toe III: | 7.21 | | | | |
| | | Toe IV: | 5.81 | | | | |
| | AoD | II-III: | 43.08 | | | | |
| | | III-IV: | 67.24 | | | | |
| | | II-IV: | 110.32 | | | | |
| | FL: | 50.76 | | | | | |
| | FW: | 64.1 | | | | | |
| Track 3: | L | Toe I: | 12.94 | | | | |
| | | Toe II: | 25.7 | | | | |
| | | Toe III: | 39.67 | | | | |
| | | Toe IV: | 33 | | | | |
| | W | Toe II: | 7.04 | | | | |
| | | Toe III: | 8.83 | | | | |
| | | Toe IV: | 7.9 | | | | |
| | AoD | II-III: | 51.82 | | | | |
| | | III-IV: | 43.86 | | | | |
| | | II-IV: | 95.68 | | | | |
| | FL: | 56.38 | | | | | |
| | FW: | 58.74 | | | | | |

| | | | | | | | |
|----------|-------|----------|--------|--|--|--|--|
| Track 4: | L | Toe I: | 13.38 | | | | |
| | | Toe II: | 28.86 | | | | |
| | | Toe III: | 40.05 | | | | |
| | | Toe IV: | 29.72 | | | | |
| | W | Toe II: | 7.22 | | | | |
| | | Toe III: | 7.21 | | | | |
| | | Toe IV: | 6.75 | | | | |
| | AoD | II-III: | 57.69 | | | | |
| | | III-IV: | 49.97 | | | | |
| | | II-IV: | 104.28 | | | | |
| FL: | 42.03 | | | | | | |
| FW: | 61.8 | | | | | | |
| Track 5: | L | Toe I: | 12.52 | | | | |
| | | Toe II: | 27.99 | | | | |
| | | Toe III: | 40.15 | | | | |
| | | Toe IV: | 33.46 | | | | |
| | W | Toe II: | 7.17 | | | | |
| | | Toe III: | 7.41 | | | | |
| | | Toe IV: | 7.19 | | | | |
| | AoD | II-III: | 53.75 | | | | |
| | | III-IV: | 44.47 | | | | |
| | | II-IV: | 97.24 | | | | |
| FL: | 56.81 | | | | | | |
| FW: | 61.14 | | | | | | |
| Track 6: | L | Toe I: | N/A | | | | |
| | | Toe II: | 28.86 | | | | |
| | | Toe III: | 43.5 | | | | |
| | | Toe IV: | 29.54 | | | | |
| | W | Toe II: | 6.68 | | | | |
| | | Toe III: | 7.36 | | | | |
| | | Toe IV: | 6.34 | | | | |
| | AoD | II-III: | 51.59 | | | | |
| | | III-IV: | 41.05 | | | | |
| | | II-IV: | 92.86 | | | | |
| FL: | 57.86 | | | | | | |
| FW: | 61.91 | | | | | | |

Table 5: Measurements of mud runs. All measurements are in mm, unless the measurement is an angle, which are in measured in degrees. L=Length of the toe. W=Width of the toe. AoD=Angle of Divarication between the toes.

II=Toe 2. III=Toe 3. IV=Toe 4. FL=Foot length. FW=Foot width.

The second run used the same small chicken used in multiple fine sand runs. Pad impressions were clearly visible (Fig. 6). The average toe III length was 40.3 mm and the average toe III width was 7.6 mm. The average FL:FW ratio was 0.865. The third mud run did not produce definable tracks, only a single metatarsal pad impression and a few claw impressions (Fig. 6).

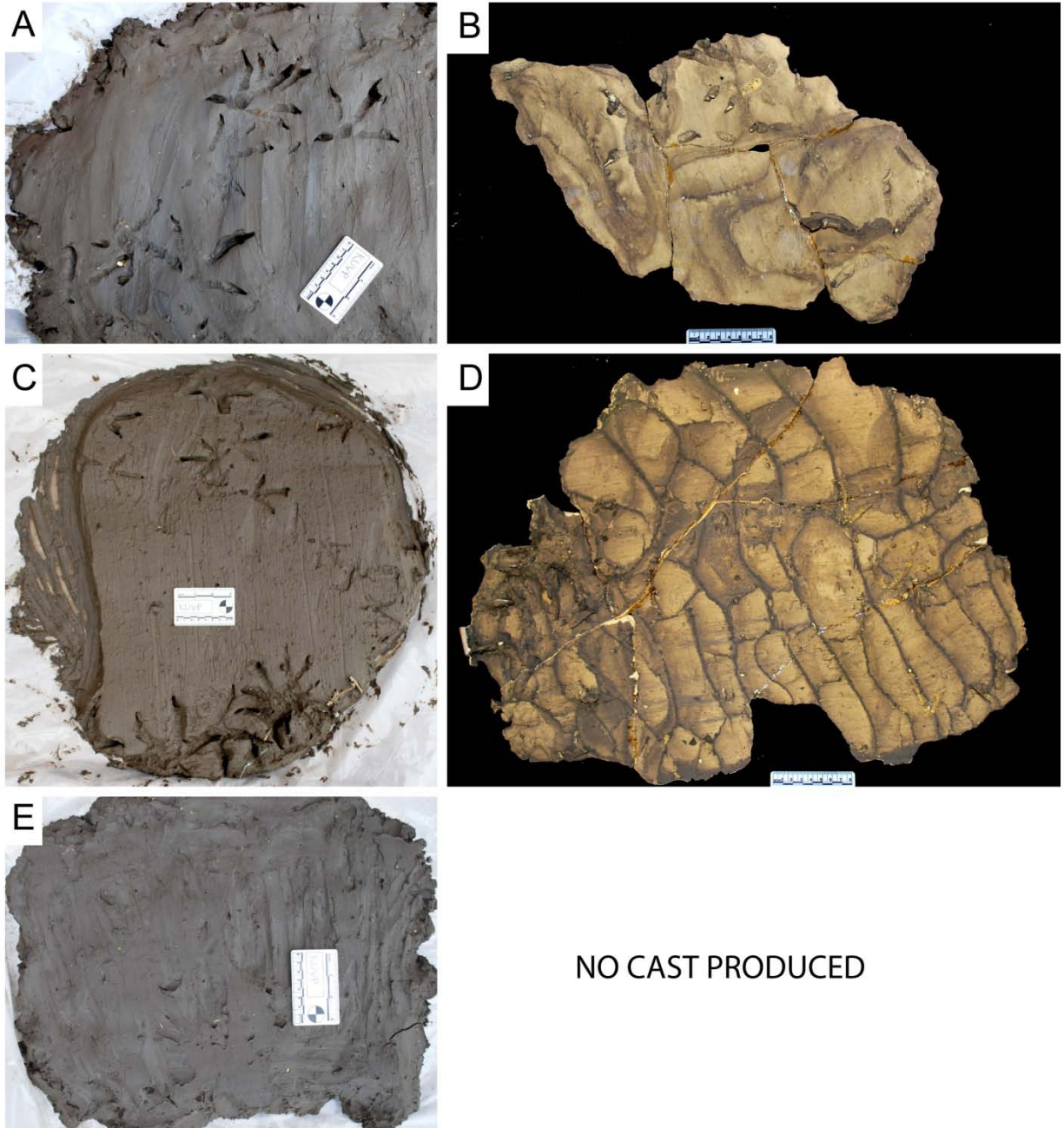


Fig. 6: Mud runs, and plaster casts produced. A.) Mud run 1. Arrow indicates track seen on plaster cast. B.) Plaster cast produced from mud run 1. Arrow indicates track highlighted in A. C.) Mud run 2. D.) Plaster cast produced from mud run 2. E.) Mud run 3.

Mixed sand

Although no moisture data is available for the mixed sand runs, these runs captured valuable behavioral data. Two runs (dry and first moist run) were performed with the same chicken. The wet mixed sand run was performed with the same chicken that was used in the medium sand dry and wet runs. The final mixed sand run used a new chicken. The multitrack measurements of the final mixed sand run are summarized in Table 6.

| Mixed sand dry (run 1) | | | | | | | | |
|------------------------|----------|----------|--------|-------|--|----------------|---------------|--------|
| Track 1: | L | Toe I: | 18.14 | | | Pace length: | 1-2: | 133.36 |
| | | Toe II: | 47.93 | | | | 2-3: | 146.03 |
| | | Toe III: | 66.72 | | | Pace width: | 1-2: | 60.62 |
| | | Toe IV: | 53.04 | | | | 2-3: | 48.7 |
| | W | Toe II: | 19.1 | | | Stride length: | 1-3: | 268.48 |
| | | Toe III: | 34.38 | | | | AoD from Mid: | 1- |
| | | Toe IV: | 30.64 | | | 2- | | <5 |
| | AoD | II-III: | 67 | | | 3- | 11.04 | |
| | | III-IV: | 79 | | | | | |
| | | II-IV: | 146 | | | | | |
| | | FL: | 91.4 | | | | | |
| | | FW: | 117.65 | | | | | |
| | Track 2: | L | Toe I: | 21.76 | | | | |
| Toe II: | | | 47.1 | | | | | |
| Toe III: | | | 63.1 | | | | | |
| Toe IV: | | | 44.91 | | | | | |
| W | | Toe II: | 31.38 | | | | | |
| | | Toe III: | 38.01 | | | | | |
| | | Toe IV: | 26.27 | | | | | |
| AoD | | II-III: | 65 | | | | | |
| | | III-IV: | 69 | | | | | |
| | | II-IV: | 134 | | | | | |
| | | FL: | 86.35 | | | | | |
| | | FW: | 109.25 | | | | | |
| Track 3: | | L | Toe I: | 18.46 | | | | |
| | Toe II: | | 44.28 | | | | | |
| | Toe III: | | 61.39 | | | | | |
| | Toe IV: | | 52.1 | | | | | |
| | W | Toe II: | 15.68 | | | | | |
| | | Toe III: | 32.96 | | | | | |
| | | Toe IV: | 28.7 | | | | | |
| | AoD | II-III: | 71 | | | | | |
| | | III-IV: | 65 | | | | | |
| | | II-IV: | 136 | | | | | |
| | | FL: | 83.41 | | | | | |
| | | FW: | 114.42 | | | | | |

| Mixed sand wet (Run 2) | | | | | | | | |
|------------------------|-----|----------|---------|-------|--|---------------|-------------|-------|
| Track 1: | L | Toe I: | 30.83 | | | Pace length: | 1-2: | 144.2 |
| | | Toe II: | 52.43 | | | | 2-3: | 111.2 |
| | | Toe III: | 75.89 | | | | 3-4: | 75.2 |
| | | Toe IV: | 63.17 | | | | Pace width: | 1-2: |
| | W | Toe II: | 15 | | | 2-3: | | 41 |
| | | Toe III: | 22.62 | | | 3-4: | 55.2 | |
| | AoD | Toe IV: | 16.39 | | | Stride length | 1-3: | 251 |
| | | II-III: | 58.7 | | | | 2-4: | 188.8 |
| | | | III-IV: | 74.8 | | AoD from Mid: | 1- | 46.25 |
| | | | II-IV: | 133.5 | | | 2- | 38.92 |
| | FL: | 108.84 | | | | 3- | <5 | |
| | FW: | 144.18 | | | | 4- | <5 | |
| Track 2: | L | Toe I: | 23.5 | | | | | |
| | | Toe II: | 48.78 | | | | | |
| | | Toe III: | 67.52 | | | | | |
| | | Toe IV: | 61.27 | | | | | |
| | W | Toe II: | 20.92 | | | | | |
| | | Toe III: | 30.05 | | | | | |
| | | Toe IV: | 20.82 | | | | | |
| | AoD | II-III: | 79.9 | | | | | |
| | | III-IV: | 57.9 | | | | | |
| | | II-IV: | 137.8 | | | | | |
| | FL: | 94.78 | | | | | | |
| | FW: | 144.21 | | | | | | |
| Track 3: | L | Toe I: | N/A | | | | | |
| | | Toe II: | 46.86 | | | | | |
| | | Toe III: | 72.7 | | | | | |
| | | Toe IV: | 64.65 | | | | | |
| | W | Toe II: | 17.84 | | | | | |
| | | Toe III: | 19.71 | | | | | |
| | | Toe IV: | 16.16 | | | | | |
| | AoD | II-III: | 77.3 | | | | | |
| | | III-IV: | 59.6 | | | | | |
| | | II-IV: | 136.9 | | | | | |
| | FL: | 105.09 | | | | | | |
| | FW: | 143.62 | | | | | | |
| Track 4: | L | Toe I: | 22.25 | | | | | |
| | | Toe II: | 41.51 | | | | | |
| | | Toe III: | 73.88 | | | | | |
| | | Toe IV: | 59.69 | | | | | |
| | W | Toe II: | 19.56 | | | | | |
| | | Toe III: | 25.81 | | | | | |
| | | Toe IV: | 18.93 | | | | | |
| | AoD | II-III: | 64.2 | | | | | |
| | | III-IV: | 63 | | | | | |
| | | II-IV: | 127.2 | | | | | |
| | FL: | 113 | | | | | | |
| | FW: | 148.42 | | | | | | |

| Mixed sand moist 1 (Run 3) | | | | | | | |
|----------------------------|-----|----------|-------|--------|--|----------------|-------------|
| Track 1: | L | Toe I: | N/A | Depth: | | Pace length: | 3-4: 232.95 |
| | | Toe II: | 42.68 | <5 | | | 4-5: 173.28 |
| | | Toe III: | 59.69 | 5.03 | | | 5-6: 77.56 |
| | | Toe IV: | 43.71 | <5 | | Pace width: | 3-4: 109.77 |
| | W | Toe II: | 14.4 | | | | 4-5: 94.51 |
| | | Toe III: | 13.12 | | | | 5-6: 64.45 |
| | | Toe IV: | 9.98 | | | Stride length: | 3-5: 408.83 |
| | AoD | II-III: | 65.5 | | | | 4-6: 251.54 |
| | | III-IV: | 60.8 | | | AoD from Mid: | 3- |
| | | II-IV: | 126.3 | | | | 4- |
| | FL: | 83.54 | | | | | 5- |
| | FW: | 114.51 | | | | | 6- |
| Track 2: | L | Toe I: | N/A | | | | |
| | | Toe II: | 30.2 | <5 mm | | | |
| | | Toe III: | 60.65 | >10 | | | |
| | | Toe IV: | 50.58 | <5 | | | |
| | W | Toe II: | 14.32 | | | | |
| | | Toe III: | 16.53 | | | | |
| | | Toe IV: | 10.87 | | | | |
| | AoD | II-III: | 60.4 | | | | |
| | | III-IV: | 63.4 | | | | |
| | | II-IV: | 123.8 | | | | |
| | FL: | 86.1 | | | | | |
| | FW: | 109.28 | | | | | |
| Track 3: | L | Toe I: | N/A | | | | |
| | | Toe II: | 29.1 | <5 | | | |
| | | Toe III: | 65.13 | 10 | | | |
| | | Toe IV: | 52.05 | 7 | | | |
| | W | Toe II: | 13.44 | | | | |
| | | Toe III: | 17.91 | | | | |
| | | Toe IV: | 15.22 | | | | |
| | AoD | II-III: | 62.5 | | | | |
| | | III-IV: | 70.1 | | | | |
| | | II-IV: | 132.6 | | | | |
| | FL: | 88.28 | | | | | |
| | FW: | 101.2 | | | | | |
| Track 4: | L | Toe I: | 22.11 | | | | |
| | | Toe II: | 38.18 | 8 | | | |
| | | Toe III: | 65.72 | 12 | | | |
| | | Toe IV: | N/A | - | | | |
| | W | Toe II: | 16.98 | | | | |
| | | Toe III: | 22.74 | | | | |

| | | | | | | | | |
|----------|-----|----------|-------|----|--|--|--|--|
| | | Toe IV: | N/A | | | | | |
| | AoD | II-III: | 61.3 | | | | | |
| | | III-IV: | N/A | | | | | |
| | | II-IV: | N/A | | | | | |
| | FL: | 83.93 | | | | | | |
| | FW: | N/A | | | | | | |
| Track 5: | L | Toe I: | 22.44 | | | | | |
| | | Toe II: | 50.55 | 14 | | | | |
| | | Toe III: | 64.41 | 17 | | | | |
| | | Toe IV: | 45.94 | 12 | | | | |
| | W | Toe II: | 29.19 | | | | | |
| | | Toe III: | 21.57 | | | | | |
| | | Toe IV: | 14.23 | | | | | |
| | AoD | II-III: | 68 | | | | | |
| | | III-IV: | 52.8 | | | | | |
| | | II-IV: | 120.8 | | | | | |
| | FL: | 82.89 | | | | | | |
| | FW: | 119.21 | | | | | | |
| Track 6: | L | Toe I: | N/A | | | | | |
| | | Toe II: | 38.06 | 16 | | | | |
| | | Toe III: | 57.99 | 18 | | | | |
| | | Toe IV: | 38.65 | 6 | | | | |
| | W | Toe II: | 13.57 | | | | | |
| | | Toe III: | 19.15 | | | | | |
| | | Toe IV: | 17.23 | | | | | |
| | AoD | II-III: | 61.3 | | | | | |
| | | III-IV: | 64.6 | | | | | |
| | | II-IV: | 125.9 | | | | | |
| | FL: | 85.09 | | | | | | |
| | FW: | 98.01 | | | | | | |
| | | | | | | | | |

| Mixed sand moist 2 (Run 4) | | | | | | | |
|----------------------------|-----|----------|-------|--------|--|----------------|-------------|
| Track 1: | L | Toe I: | 18.83 | Depth: | | Pace length: | 1-2: 92.45 |
| | | Toe II: | 36.71 | 18 | | | 2-3: 143.1 |
| | | Toe III: | 46.97 | 23 | | | 3-4: 161.83 |
| | | Toe IV: | 39.16 | 18 | | | 4-5: 134.03 |
| | W | Toe II: | 17.28 | | | | 6-7: 223.88 |
| | | Toe III: | 14.05 | | | | 7-8: 40.04 |
| | | Toe IV: | 13.82 | | | Pace width: | 1-2: 77.85 |
| | AoD | II-III: | 66.3 | | | | 2-3: 80.18 |
| | | III-IV: | 85.8 | | | | 3-4: 55.18 |
| | | II-IV: | 152.1 | | | | 4-5: <5 |
| | FL: | 72.31 | | | | | 6-7: 37.09 |
| | FW: | 99.1 | | | | | 7-8: 66.69 |
| Track 2: | L | Toe I: | 20.97 | | | Stride length: | 1-3: 232.35 |
| | | Toe II: | 38.63 | 23 | | | 2-4: 311.66 |
| | | Toe III: | 47.4 | 18 | | | 3-5: 296.03 |
| | | Toe IV: | 39.32 | 13 | | | 6-8: 270.03 |
| | W | Toe II: | 22.57 | | | | |
| | | Toe III: | 14.76 | | | | |
| | | Toe IV: | 16.48 | | | | |
| | AoD | II-III: | 54.5 | | | | |
| | | III-IV: | 73.5 | | | | |
| | | II-IV: | 128 | | | | |
| | FL: | 79.24 | | | | | |
| | FW: | 99.49 | | | | | |
| Track 3: | L | Toe I: | 13.18 | | | | |
| | | Toe II: | 35.66 | <5 | | | |
| | | Toe III: | 52.06 | 5 | | | |
| | | Toe IV: | 33.89 | <5 | | | |
| | W | Toe II: | 12.56 | | | | |
| | | Toe III: | 14.17 | | | | |
| | | Toe IV: | 10.09 | | | | |
| | AoD | II-III: | 64.2 | | | | |
| | | III-IV: | 68.9 | | | | |
| | | II-IV: | 133.1 | | | | |
| | FL: | 73.21 | | | | | |
| | FW: | 85.33 | | | | | |
| Track 4: | L | Toe I: | N/A | | | | |
| | | Toe II: | 39.99 | <5 | | | |
| | | Toe III: | 52.92 | 5 | | | |
| | | Toe IV: | 43.68 | <5 | | | |
| | W | Toe II: | 12.48 | | | | |
| | | Toe III: | 12.34 | | | | |
| | | Toe IV: | 9.86 | | | | |
| | AoD | II-III: | 60.4 | | | | |
| | | III-IV: | 69.3 | | | | |
| | | II-IV: | 129.7 | | | | |
| | FL: | 77.93 | | | | | |
| | FW: | 101.68 | | | | | |

| | | | | | | | |
|----------|-----|----------|-------|----|--|--|--|
| Track 5: | L | Toe I: | N/A | | | | |
| | | Toe II: | 36.85 | <5 | | | |
| | | Toe III: | 56.7 | 7 | | | |
| | | Toe IV: | 45.85 | 5 | | | |
| | W | Toe II: | 9.8 | | | | |
| | | Toe III: | 14.92 | | | | |
| | | Toe IV: | 12.57 | | | | |
| | AoD | II-III: | 63 | | | | |
| | | III-IV: | 64.6 | | | | |
| | | II-IV: | 127.6 | | | | |
| | FL: | 78.95 | | | | | |
| | FW: | 102.44 | | | | | |
| Track 6: | L | Toe I: | 18.34 | | | | |
| | | Toe II: | 39.99 | 5 | | | |
| | | Toe III: | 52.67 | 5 | | | |
| | | Toe IV: | 45.49 | <5 | | | |
| | W | Toe II: | 15.15 | | | | |
| | | Toe III: | 14.95 | | | | |
| | | Toe IV: | 11.51 | | | | |
| | AoD | II-III: | 48.6 | | | | |
| | | III-IV: | 71.8 | | | | |
| | | II-IV: | 120.4 | | | | |
| | FL: | 79.65 | | | | | |
| | FW: | 100.18 | | | | | |
| Track 7: | L | Toe I: | 21.42 | | | | |
| | | Toe II: | 38.34 | 10 | | | |
| | | Toe III: | 48.49 | 19 | | | |
| | | Toe IV: | 37.65 | 20 | | | |
| | W | Toe II: | 14.27 | | | | |
| | | Toe III: | 16.77 | | | | |
| | | Toe IV: | 14.11 | | | | |
| | AoD | II-III: | 62.5 | | | | |
| | | III-IV: | 67.6 | | | | |
| | | II-IV: | 130.1 | | | | |
| | FL: | 74.97 | | | | | |
| | FW: | 95.47 | | | | | |
| Track 8: | L | Toe I: | 21.66 | | | | |
| | | Toe II: | 33.35 | 19 | | | |
| | | Toe III: | 48.35 | 26 | | | |
| | | Toe IV: | 35 | 14 | | | |
| | W | Toe II: | 16.04 | | | | |
| | | Toe III: | 22.65 | | | | |
| | | Toe IV: | 14.22 | | | | |
| | AoD | II-III: | 60 | | | | |
| | | III-IV: | 74.4 | | | | |
| | | II-IV: | 134.4 | | | | |
| | FL: | 75.71 | | | | | |
| | FW: | 92.02 | | | | | |

Table 6: (Opposite page) Measurements of mixed-sand run resulting in takeoff and landing traces. All measurements are in mm, unless the measurement is an angle, which are in measured in degrees. L=Length of the toe. W=Width of the toe. AoD=Angle of Divarication between the toes. II=Toe 2. III=Toe 3. IV=Toe 4. FL=Foot length. FW=Foot width. AoD from Mid=Angle of Divarication from Midline.

The dry run produced 3 tracks in a single trackway, and had an average toe III length of 63.7 mm and an average toe III width of 35.1 mm. The average FL:FW ratio was 0.77. The third run used three chickens, one of which was the same chicken used in the dry run. The third run contained a takeoff trace (Fig. 7; www.ichnology.ku.edu). The average toe III length of the larger chicken tracks was 63 mm, the average toe III width was 20.3 mm, and the average FL:FW ratio was 0.8. The tracks representative of takeoff, tracks 5 and 6, were significantly deeper than those in the trackway. The third toe impressions of tracks 3 and 4 were 10 and 12 mm, respectively, whereas the takeoff tracks (5 and 6) were 17 and 18 mm deep. Other tracks, belonging to different chickens, have toe III depths of ≤ 5 mm (Table 6).




Fig. 7: Mixed sand runs, and plaster casts produced. A.) Mixed sand run, dry. B.) Plaster cast produced from the dry mixed sand run. C.) Mixed sand run, wet. D.) Plaster cast produced from the wet mixed sand run. E.) First moist mixed sand run. F.) Plaster cast produced from the first moist mixed sand run. G.) Second moist mixed sand run. H.)

Plaster cast produced from the second moist mixed sand run. Note takeoff and landing traces. See online video "Mixed sand run 4" to view takeoff and landing behavior.

The wet run did not show any new and significant behaviors. The average toe III length was 54.3 mm, and the average toe III width was 24.5 mm. The average FL:FW ratio was 0.75.

The fourth run contained landing, walking, running, and takeoff traces (Fig. 7D; supplemental data; www.ichnology.ku.edu). The average toe III length was 50.7 mm, and the average toe III width was 15.6 mm. The average FL:FW ratio was 0.79. The landing tracks had toe III depths of 23 and 18 mm (Table 6), whereas the walking trackway tracks had much shallower depths (Table 6). The walking trackway pace lengths are variable, but shorter than the running trackway pace length. The takeoff tracks are also significantly deeper than the walking and running tracks (19 and 26 mm, Table 6). The running tracks are slightly deeper than the walking tracks, although it is not significant (Table 6).

Behaviors observed and quantified

Behaviors observed included stop-start walking, sinuous walking, and running. Takeoff and landing were the two most significant behaviors observed. All of the locomotion behaviors observed in this study can be quantified. There have been no studies, however, that specifically suggest how to quantify trackways that are variably sinuous. We suggest that trackways should be classified as straight, symmetrical, asymmetrical, or irregular, based results herein and trackway patterns from both modern and ancient avian examples (e.g., Elbroch and Marks, 2001; Genise et al., 2009; Lockley and Harris, 2010; Melchor et al., 2012; Falk et al., 2014). Straight trackways have little or no curvature (Fig. 7B, 8A) and are observed in modern and many fossil examples (e.g., the Lower Cretaceous Haman Formation, Republic of Korea). Symmetrical

trackways are symmetrical about an axis drawn from the start to the end of the trackway (Fig. 3, 8B) and have been observed in modern bird trackways (e.g., Elbroch and Marks, 2001; Genise et al., 2009). Asymmetrical trackways are asymmetrical about an axis drawn from the start to the end of the trackway (Fig. 8C), and have been observed in both modern and fossil tracks (e.g., Elbroch and Marks, 2001; Falk et al., 2014). Irregular trackways have tortuous and circuitous pathways that may self cross one or more times (Fig. 8D) and have been observed in modern tracks (e.g., American Robins in snow, Mourning Doves in a feeding tray). These types of trackways have likely been preserved in the fossil record as well, however, they may be difficult to identify as a single trackway, especially on isolated float blocks (e.g., from the Gyeongsamnado Institute of Science Education, Republic of Korea).




Fig. 8: Differing sinuosities of bird trackways. A.) Straight. Modified from Chapter 1 (Falk et al., 2014). Scale bar=8 cm. B.) Symmetrical. Modified from Elbroch and Marks, 2001. C.) Asymmetrical. Modified from Chapter 1 (Falk et al., 2014). Scale bar=8 cm. D.) Irregular. Modified from photograph provided by M. J. Will.

These trackway patterns can be quantified using a sinuosity index (SI), which we define as the length from the beginning of the trackway to the end in a straight line (SL) divided by the total length (TL) of the trackway (SL:TL). The total length of the trackway follows the true midline of the trackway from the base of toe III of the first track to the base of toe III of the final track. This metric is analogous to the sinuosity ratio used in fluvial geomorphology to measure the sinuosity of rivers (Leopold et al., 1995, p. 281) and the tail trace sinuosity measurement for tail-bearing tetrapods (Platt and Hasiotis, 2008). In order to measure sinuosity of asymmetrically sinuous trackways (Fig. 8C, 9), the midline of the track would have to be changed each time the trackway deviated from a simple sine curve. The SI removes the necessity of changing the midline of the track, by measuring the length from the beginning of the trackway to the end in a straight line, and then using ImageJ© or a string to measure the total length of the trackway including the curves (Fig. 9). If a ratio is close to 1, the sinuosity is low; if a ratio is close to 0 the sinuosity is high.

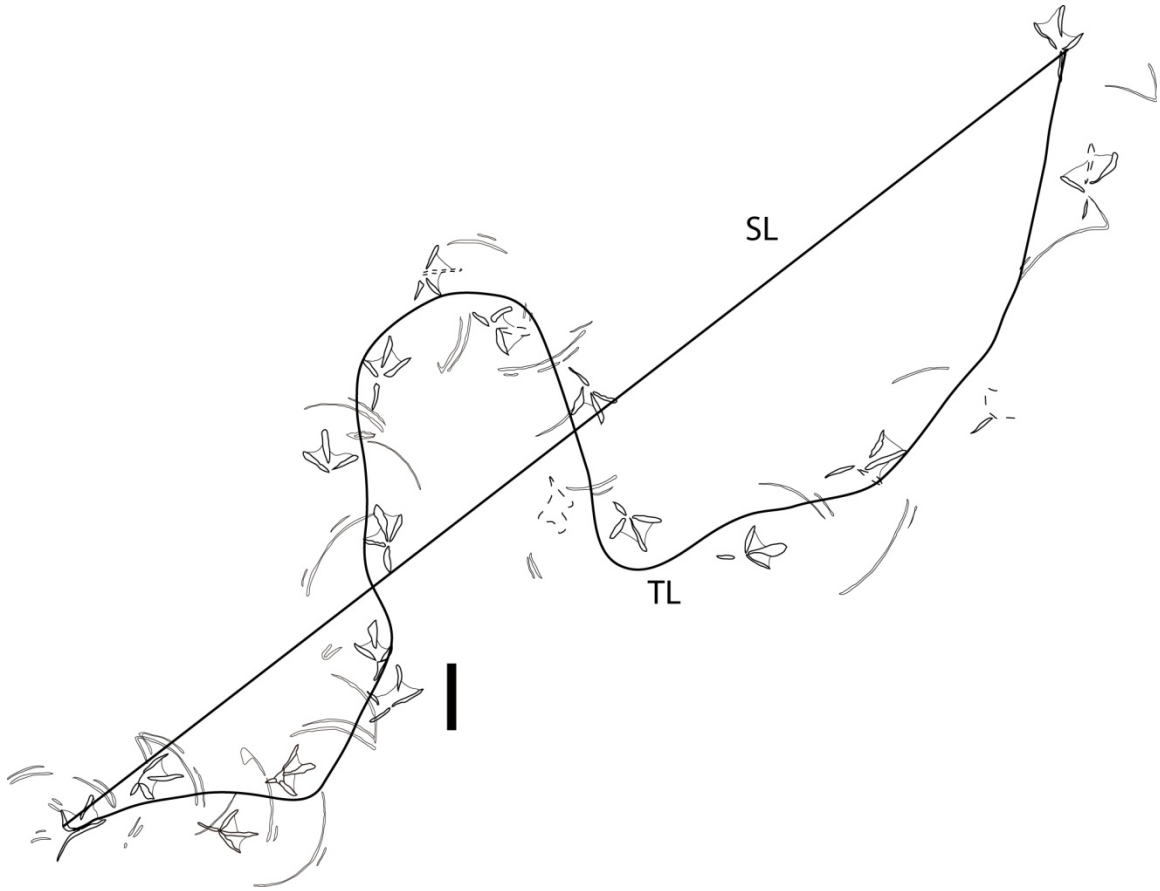


Fig. 9: The sinuosity index used to measure sinuous bird trackways. SL=Straight line length. TL=Total length.

Start-stop walking is best represented in the wet coarse sand trackway. The same trackway also represents sinuous walking, exhibited in the S curves (Fig. 3B). The sinuosity of the trackway is 0.64. There were no side-by-side footprints that represented a stoppage in movement. Running was observed in several runs but is best observed in the final mixed-sand run, where the bird ran and took off.

Three different takeoffs are observed, two from the same chicken, all three from the mixed-sand runs. Unfortunately, the first takeoff occurred in the dry sand run, and essentially obliterated any detail (Fig. 7A). The takeoff tracks appear, however, to be roughly parallel. The second takeoff occurred in a moist sand run and, therefore, exhibited better detail. The takeoff

tracks are significantly deeper than the preceding tracks (Table 6). The takeoff tracks, however, are not parallel, but staggered, with a pace length of 77.6 mm (Fig. 7B). The third takeoff trace was produced in the final mixed-sand run. Similar to the previous takeoff trace, the tracks are not parallel, with a pace length of 40 mm (Fig. 7C), however, they are closer together than the previous takeoff trace. They are also much deeper (by up to 21 mm) than the running trackway preceding them (Table 6).

The final mixed-sand trackway also exhibited a landing trace. The landing trace is similar to the takeoff trace, except that rather than appearing at the terminus of a trackway it appears at the beginning. The tracks are not parallel (pace length of 92.4 mm), and significantly deeper than the tracks that follow (Table 6). Both takeoff and landing traces tend to have relatively wide pace widths (Table 6), although they are not always the widest pace widths of the trackway. The digit III impression on the very first track in the landing trace is shorter than the average (Table 6; Fig. 7D), likely due to the toe entering the sediment at a more vertical angle than is normal.

Behaviors of Mourning Doves observed include landing, takeoff, feeding, sinuous walking, and charging (territorial defense) (Video: Mourning dove dry sand, Fig. 10). Landing, takeoff (Fig. 10A, B), and sinuous walking trackways were similar in morphology to those reported for the domestic chicken. Irregular walking, where the dove crossed its own trackway multiple times, was also observed. Pecking was the only feeding behavior observed, and no clear traces were produced, likely due to the lack of moisture in the sediment. Some divots in the sand may be attributable to pecking (Fig. 10C). Charging behavior was also observed, where one dove drove another dove away from the food source. As one dove landed on the left side of the tray, another landed near the middle of the tray. As the dove from the left approached the center of the tray, the dove present in the center charged a short distance at the dove from left, stopping short

of any actual contact. This caused the approaching dove to leave the tray. The end of this encounter is represented in Figure 14A. Note the staggered paired tracks at the terminus of one of the trackways, directly to the left of the dove in the center of the tray—these represent the takeoff of the dove that was charged.




Fig. 10: Screenshot of Mourning Doves (*Zenaida macroura*) on the tray and traces left behind. A.) Aftermath of the charging incident, where the dove near the center charged and drove off another dove. Directly to the left of the

center dove are the paired tracks that represent the takeoff trace of the dove that was charged. Note, the left-hand dove in this photograph is not the dove that was charged. B.) A pair of tracks at the terminus of a trackway representing takeoff. C.) Circle-shaped divots in the sand likely left by pecking behaviors, indicated by arrows.

DISCUSSION

The portability and simplicity of this experimental setup makes it ideal for observing trackway production both in controlled settings and in the field with the use of remotely controlled with a digital video camera. The experimental setup requires no human influence beyond setting the tray up in the field and adding sediment and water. The runs performed in this study demonstrates that this setup is capable of collecting data on behavior and track and trackway morphology, and how they change with media consistency. Using this setup, traces produced by specific behaviors can be quantitatively analyzed by casting the tracks with plaster, and then measuring the tracks and trackways using standard measurements (Fig. 1), or by photographing the tray with a scale and measuring the tracks and trackways using computer software (e.g., ImageJ®). Note that multiple different chickens were used in these runs, therefore, the exact measurements reflect difference in size and breed of chicken, and not always the influence of media properties. Certain measurements (e.g., FL:FW ratio, angle of divarication) may be more strongly representative of variation in media properties than such measurements as toe length.

Variation of track morphology with media consistency

Despite using different chickens in several different runs, track morphology clearly varies with media consistency. Tracks produced in dry sand lack any detail, including distinct pad impressions, and have very wide and long toe impressions (e.g., Fig. 3A), formed by the sand

collapsing as the foot is pulled out of the sand. For example, despite using the same chicken in the dry, wet, and one of the moist coarse sand runs, the average length of toe III of dry sand track was 0.7 mm longer than the wet sand toe III, and 1.8 mm longer than the toe III of the moist sand run (Table 2). The width of the digit impressions was also significantly longer than the actual toe. The dry coarse sand toe III width was 16.6 mm wider than the moist coarse sand toe III width (Table 2).

Tracks produced in wet sand possessed more detail than tracks produced in dry sand (Fig. 11). The toes were thinner, closer to the actual toe width of the bird (e.g., 1.1 mm wider in the wet coarse sand vs. the moist coarse sand), and taper distally instead of terminating in blunt tips (Fig. 11A–B). They possess a strong metatarsal pad impression, as do the tracks produced in dry sand. Tracks produced in wet sand, however, still lack fine detail, including claw impressions and pad impressions.




Fig. 11: Comparison of traces produced in dry, wet, and moist medium-grained sand. A.) Dry sand. Note wide, blunt digit impressions and collapsed morphology. Scale bar 4 cm. B.) Wet sand. Moisture content 8.8%. Scale bar 4 cm. C.) Moist sand. Moisture content 3.6%.

Tracks produced in moist sand (3.2–5.3% moisture content in these runs, Table 1) generally preserve better detail than dry or wet sand. Grain size seems less important in dry and wet sand, however, grain size becomes more important for determining the level of detail in sand runs with this range of moisture content. Coarse sand does not produce tracks with fine detail as medium or fine sand (Fig. 12). Pad impressions are barely visible in coarse sand (Fig. 12A), however, in medium sand they are clearly visible (Fig. 12B). In fine sand, the pad impressions are even clearer than in medium sand (Fig. 12C). The lower the moisture content in the moist sand, the lower the amount of detail (Fig. 13).




Fig. 12: Comparison of traces produced in coarse, medium, and fine sand, and mud. A.) Coarse sand, moist, 3.2% moisture content. B.) Medium sand, moist, 4.6% moisture content. C.) Fine sand, moist, 3.4% moisture content. D.) Mud, moist, 10.8% moisture content.

Tracks produced in mud (illite-smectite clay) preserve a great amount of detail (Fig. 12D). Claw, pad, and scale impressions are present in mud with moisture content of 10.8% and 15.6%. No tracks were produced in mud with a moisture content of 13.9% (Fig. 6). This could be due to

the weight of the chicken—the chicken that produced tracks in mud with a moisture content of 10.8% was likely heavier than the chicken that was used in the run with 13.9% moisture content. Once the mud becomes soupy, tracks will not be preserved due to the collapse of the track, or they will not be produced because the birds refuse to walk across this kind of medium.

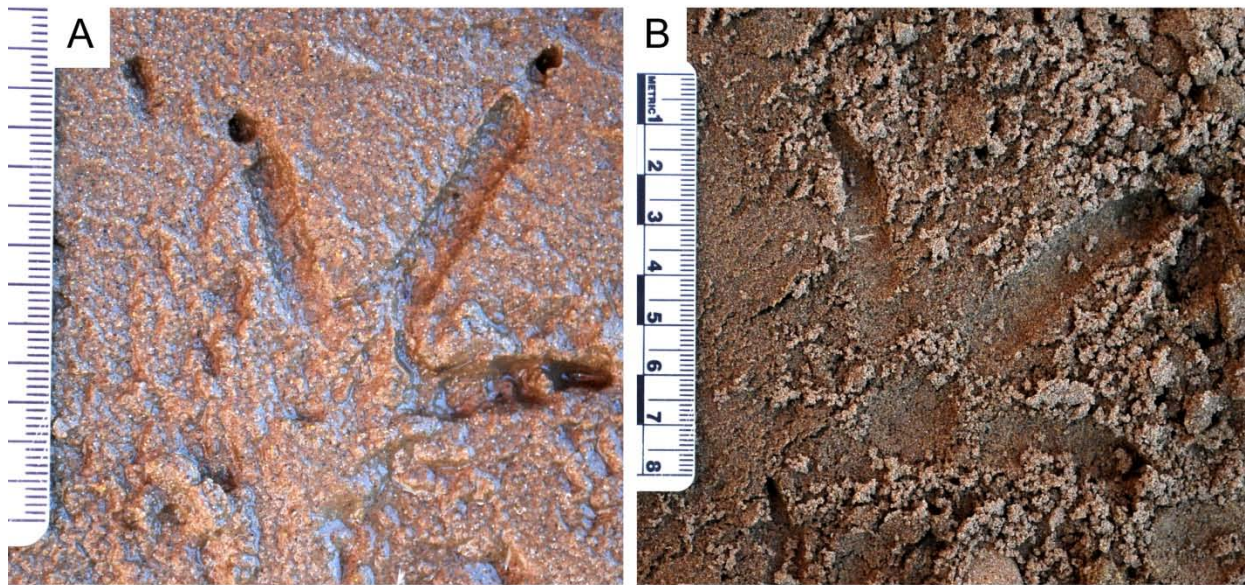


Fig. 13: Comparison of detail in fine sand runs 3 and 4. A.) Fine sand run 3. Moisture content 5.3%. B.) Fine sand run 4. Moisture content 3.4%.

Trackway preservation potential based on media consistency

In general, the finer grained the sediment, the better preserved the tracks and trackways. The lowest value for media moisture content reported in this study was 3.4% in fine sand, and there was a noticeable lack of fine detail (e.g., pad and claw impressions). If the moisture content of a media is too low, fine detail will not be preserved. If sediment is too wet, the fine detail will also not be preserved, due to a breakdown in cohesion between sediment grains. In some cases, such as mud, if the sediment is too soupy the tracks will not preserve and collapse. The birds may actively refuse to cross such sediment as well. The amount of fine detail that will be

preserved is linked to the amount of moisture present, however, the amount of moisture necessary for fine detail preservation will vary based on grain size. For fine sand, moisture contents < 4%, will result in loss of fine detail, for medium sand, <3%, and for mud, <10% (see Table 1). Coarse sand does not preserve fine detail regardless of sediment moisture content.

Most bird tracks are found in water-margin environments (e.g., lake shores, river pointbars and sand bars, coastal dunes, and wet interdunes) (Lim et al., 2002). Even these environments have areas where the exposed sediment is completely dry. The preservation potential and amount of detail that will be preserved is very low. Unless there is some form of moisture, either from precipitation—which may wash away the tracks—or condensation from the air (dew or fog; e.g., Lancaster, 1989; Hasiotis, 2004, 2008), tracks produced in strictly dry sediment have very little chance of being preserved.

Tracks found in water are likewise vulnerable to destruction. Wave action and further bioturbation can destroy tracks before burial. If the sediment is too saturated, even further deposition of sediment may distort the trackways. For example, no cast of the tracks was produced for the wet fine sand run because the plaster obliterated the tracks as it covered them, despite being poured away from the tracksite. Too much water was present, and the cohesion between the sand grains broke down. Even the minor disruption of a plaster pour, which in almost all other cases did not affect track morphology, was enough to completely destroy the tracks.

Bird tracks produced subaerially will usually become unrecognizable within 11 days (Cohen et al., 2001). As seen in this study, however, tracks with too much water content may be unrecognizable soon after being produced. The number of days that a track remains recognizable is surely variable—from hours to years, depending on biophysicochemical conditions (e.g.,

Hasiotis et al., 2012; Hasiotis and Platt, 2012). Falkingham et al (2011) discussed a "goldilocks effect", a narrow range of environmental conditions which must be "just right" for track production. This same effect would also apply to track preservation. Tracks can obviously be produced in a wide variety of sedimentological conditions, however, which conditions will be conducive to track preservation is dependent upon multiple factors.

Comparison with previous studies on avian tracemaking behavior

Genise et al. (2009) reported that takeoff tracks should be significantly deeper than tracks produced by walking or running. This study confirms that criteria, and also provides evidence that landing traces, at least in some cases, should also be deeper than traces produced by walking or running. Landing traces with elongated hallux drag marks, reported by Genise et al. (2009) may not be subject to this criteria.

Genise et al. (2009) reported stopping and standing as a clear pair of side-by-side tracks (Genise et al, 2009, fig. 7). During standing and feeding (Video: Chicken Coarse Sand Run 4, Fig. 14), the chicken does appear to stand with its feet side by side, however, the tracks are difficult to distinguish in a semitrampled area (Fig. 4). In general, in this study, when the birds paused in walking, the feet were not held side by side, but the bird literally paused in mid-stride. Furthermore, Genise et al. (2009) also illustrated takeoff as a trackway terminating in paired, parallel trackways (Genise et al. 2009, fig. 7). In the observations of both the domestic chicken and the Mourning Dove, however, takeoffs were noted as subparallel, with significantly long pace lengths (Figs. 7, 12), contrary to what is reported in previous studies. Landing traces may also result in nonparallel tracks, which has previously been shown only in a landing trace with the feet directed forwards, resulting in long hallux drag marks (Genise et al., 2009, fig. 7).




Fig. 14: Screenshot of chicken standing and feeding in coarse sand run 4.

Distinguishing between a fast walk and running in birds is difficult based on the knee-driven locomotion found in birds (e.g., Farlow et al., 2000). The pace and stride length observed during running is significantly longer than in walking in the domestic chicken (Table 6), and the tracks are slightly deeper. Determining high-speed running from slow walking should not be difficult in birds, however, walking speed and transitions in speed (e.g., from a fast walk to a slow run) are difficult to determine. In many cases, pace and stride lengths will vary without

changing the walking speed, depending on the bird—this was also observed in the final mixed-sand run as well (Table 6, Fig. 7). For example, the pace length between tracks (not including the landing) varies from 134 mm to 161.8 mm with no change in the speed of the bird. This can make interpreting speed from stride length difficult in birds.

Comparison with some fossil bird tracks for morphology and behavior

Two different types of fossil tracks with unique morphology are compared to the modern tracks in this study to determine the sedimentological and/or behavioral characteristics that influence the ancient track production. *Pullornipes*, described from the Lower Cretaceous Tuchengzi Formation in western Liaoning Province, China (Lockley et al., 2006), has relatively wide toes (Table 7) and are compared to domestic chicken tracks produced in dry mixed sand run (Fig. 15). The ratio of toe III length to width for the chicken averages ~1.8 (Fig. 15B). The ratio of toe III length to width in *Pullornipes* averages ~3.5 (Fig. 15A). The toes of *Pullornipes* are not as relatively wide as those of tracks produced in dry mixed sand, however, the tracks do have generally blunt, rounded distal ends, and share the same characteristic collapsed morphology. *Pullornipes* trackways also have toe drag marks (Lockley et al., 2006), something that was not seen in the tracks of the domestic chicken in dry mixed sand. The level of detail present between *Pullornipes* and the chicken tracks is approximately the same; *Pullornipes* was also preserved in a mixed coarse- and medium-grained sandstone. The likelihood that *Pullornipes* was produced in dry sand is quite small—there are ripples present on the sandstone, and the formation itself has typical interbedded sand and mudstones typical of fluvial sequences (Lockley et al., 2006). The morphology, however, is similar to tracks produced in dry sand; perhaps similar morphology can

occur in wet sediment in the correct conditions, or the water level fell after ripple production and the tracks were made in the dried sediment on the tops of ripples.




Fig. 15: Photographs of *Pullornipes* from the Early Cretaceous of western Liaoning Province compared to dry sand tracks from *Gallus*. A.) *Pullornipes*. B.) *Gallus*.

| Trackway A | | | | | | | | | |
|------------|-------|---------|-------|------|-------|------|---------|-------|--------|
| | LII | LIII | LIV | WII | WIII | WIV | FL | FW | Hallux |
| 1 | 20.92 | N/A | 18.37 | 3.55 | N/A | 4.54 | N/A | 26.28 | - |
| 2 | 15.47 | 23.61 | 20.44 | 5.06 | 7 | 4.68 | 29.47 | 39.33 | - |
| 3 | 19.95 | 22.85 | 21.44 | 3.2 | 7.99 | 5.28 | 30.84 | 38.59 | - |
| 4 | 19.48 | 24.67 | 20.31 | 4.79 | 7.58 | 2.36 | 29.82 | 40.58 | 4.24 |
| 5 | 20.42 | 24.58 | 22.55 | 3.47 | 9.48 | 7.42 | 32.22 | 48.97 | 6.31 |
| 6 | 22.92 | 24.74 | 17.72 | 4 | 5.94 | 5.02 | 36.32 | 45.59 | 7.76 |
| 7 | 23.72 | 27.8 | N/A | 5.48 | 6.47 | N/A | 38.13 | N/A | 4.75 |
| 8 | 18.17 | 24.57 | 24.51 | 5.31 | 9.08 | 5.03 | 39.04 | 45.18 | 6.45 |
| 9 | N/A | N/A | N/A | N/A | N/A | N/A | 38.33 | 51.16 | - |
| 10 | 19.6 | 26.81 | 21.8 | 2.64 | 5.43 | 3.01 | 34.14 | 40.34 | 4.28 |
| 11 | 15.63 | 25.69 | 23.17 | 3.21 | 3.2 | 3.01 | 37.9 | 37.54 | - |
| 12 | 14.75 | 21.37 | 21.07 | 3.93 | 3.69 | 4.44 | 31.34 | 36.99 | - |
| 13 | 19.48 | 24.98 | 23.24 | 5.99 | 6.25 | 5.26 | 34.88 | 44.48 | - |
| Break | | | | | | | | | |
| 1 | 13.47 | 24.94 | 21.83 | 5.58 | 6.49 | 7.1 | 34.38 | 42.79 | 10.67 |
| 2 | 14.9 | 25.43 | 20.38 | 4.74 | 8.91 | 2.04 | 33.24 | 43.37 | 5.98 |
| 3 | 16.26 | 25.95 | 22.03 | 4.69 | 4.11 | 2.97 | 31.38 | 40.87 | 3.6 |
| 4 | 20.55 | 21.53 | 23.11 | N/A | 8.05 | 4.2 | 32.02 | 49.61 | - |
| 5 | 20.22 | 19.76 | 25.33 | 3.26 | 5.36 | 3.81 | 28.59 | 48.33 | 5.49 |
| 6 | 17.85 | 23.85 | 22.27 | 2.63 | 5.58 | 4.25 | 28.08 | 45.59 | 4.04 |
| 7 | 14.58 | 22.84 | 21.4 | 4.65 | 7.39 | 6.27 | 28.87 | 45.62 | - |
| 8 | 14.13 | 21.94 | 20.67 | 3.05 | 4.98 | 3.25 | 26.43 | 46.68 | 3.03 |
| 9 | 20.73 | 18.7 | 21.74 | 3.44 | 9.02 | 2.71 | 28.05 | 45.58 | 6.39 |
| 10 | 14.13 | 22.59 | 22.54 | 3.24 | 5.02 | 5.87 | 29.05 | 43.58 | 7.14 |
| 11 | 20.73 | 19.39 | 18.49 | 8.3 | 9.22 | 5.96 | 26.44 | 43.59 | 10.99 |
| 12 | 19.97 | 25.79 | 19.37 | 5.15 | 10.62 | 8.29 | 30.86 | 44.74 | 10.75 |
| 13 | 21.73 | N/A | N/A | 6.26 | N/A | N/A | N/A | N/A | 20.82 |
| 14 | 21.23 | N/A | 21.82 | 6.52 | N/A | 4.53 | N/A | 47.06 | 13.96 |
| | | 23.6687 | | | 6.82 | | 3.47048 | | |
| Trackway B | | | | | | | | | |
| 1 | 15.34 | 21.72 | 19.3 | 6.94 | 6.31 | 4.6 | 28.36 | 37.82 | - |
| 2 | 14.78 | 26.57 | 21.17 | 6.3 | 9.19 | 5.95 | 29.29 | 37.24 | - |
| 3 | 17.47 | 28.01 | 23.31 | 5.69 | 6.85 | 5.41 | 37.6 | 38.3 | - |
| 4 | 18.49 | 27.29 | 22.9 | 7.82 | 9.59 | 9.68 | 36.8 | 39.54 | - |

Table 7: Mophometric data of fossil tracks assigned to *Pullornipes*.

Typical *Koreanaornis* tracks from the Haman Formation of South Korea may or may not possess a hallux and a metatarsal pad, have a large angle of divarication, and slender toes. Atypical *Koreanaornis* tracks appear somewhat smeared, have a strong metatarsal pad impression, generally possess a hallux impression, and have larger than average angle of divarication (Fig. 16A–B). These tracks are similar to the tracks produced by a small chicken moving relatively quickly through wet fine sand (Fig. 16C). These atypical *Koreanaornis* tracks are, however, often preceded or followed by tracks with normal morphology (Fig. 16B). These atypical tracks may represent a change in speed (e.g., a very fast run) or a change in media consistency.




Fig. 16: Photographs of *Koreanaornis* (KS064) from the Haman Formation showing abnormal morphology, compared to tracks produced in wet fine sand from *Gallus*. A.) *Koreanaornis* showing abnormal morphology.

Tracks are a left and a right moving from the left side of the photograph. B.) *Koreanaornis* showing normal morphology. Tracks are a left and a right moving from the left side of the photograph. C.) Tracks of *Gallus* produced in wet fine sand (moisture content 6.7%). Tracks are a right and a left moving from the left side of the photograph.

The comparison of modern to fossil bird tracks for behavioral interpretation has been performed in multiple studies (e.g., Genise et al., 2009; Falk et al., 2010; Melchor et al., 2013). The morphological comparison between modern bird tracks produced in different media types can also be useful for interpreting paleoenvironmental and paleohydrologic environments. Although these methods may be semiquantitative, bird tracks and traces may be more indicative of paleoenvironment than has been previously discussed.

CONCLUSIONS

An experimental setup using controlled input of media (i.e., grain size and moisture content) and a video camera placed perpendicular to the sediment surface conclusively captures avian tracemaking behavior and trackway morphology during the time of trace production. This setup is portable, and can be used in both controlled field and laboratory settings. The monopod can be used separately from the rest of the setup and placed in a natural setting of interest (e.g., pointbar, sand bar, beach). Larger trays can be used, although multiple cameras may need to be used depending on the lens angle and tray size. Two species of bird in two controlled situations were used—the domestic chicken (*Gallus gallus*) and the Mourning Dove (*Zenaida macroura*). The experimental setup was placed inside a chicken coop or next to a bird feeder respectively, and the observer left so as not to disturb the birds as they produced traces. Video footage was

recorded to link traces with behaviors produced. Tracks were photographed and cast with plaster for quantitative analysis.

The morphology of bird tracks recognizably varies with both amount of moisture and size of sediment grains. The coarser the grains, the smaller the amount of detail preserved. Moist mud is the best for preserving detail; pad, claw, and scale impressions are all preserved. The amount of water present can also greatly affect the amount of detail. Too much water, and the tracks lack detail. Too little, and the detail is faint to nonexistent.

The most critical aspect of this new experimental setup is the ability to capture tracemaking behavior and irrevocably link it to the tracks produced. Qualitative and quantitative analyses of avian tracemaking behavior can be performed using this setup. Bird tracks are often sinuous, and the measurement of their sinuosity can be quantified using the sinuosity index, which is the straight line length of the trackway divided by the total length of the trackway. If the sinuosity index is near 1, the track is relatively straight; if it is near 0, the track is highly sinuous. There are four distinct types of trackways: straight, symmetrical, asymmetrical, and irregular. Straight trackways have little to no curvature, symmetrical trackways are symmetrical about a straight line, asymmetrical trackways are asymmetrical about a straight line, and irregular trackways self cross at least once.

Behaviors observed in this study include walking, running, sinuous walking, stopping and standing, feeding, landing, takeoff, and charging. This study confirms that both takeoff and landing traces should be deeper than traces produced by simple walking and running, and further supports that the pace and stride lengths of walking birds can vary unpredictably, although running birds do have a longer average stride length than walking birds. This study also suggests that start-stop walking does not necessarily result in paired, side-by-side tracks. Birds can, and

often do, pause in mid-stride. Furthermore, birds may also land and take off with the feet separated, resulting in a trackway that begins or terminates in nearly normal pace length.

This is a largely preliminary study—this experimental setup will continue to be used to quantify multiple types of bird track morphotypes (e.g., perching birds) and a wider range of avian behaviors than presented here (e.g., probing, pecking, etc.).

REFERENCES

BRAND, L. R., 1996, Variations in salamander trackways resulting from substrate differences:

Journal of Paleontology, v. 70(6), p. 1004-1010.

BROWN, R., FERGUSON, J., LAWRENCE, M., AND LEES, D., 2003, Tracks & Signs of the birds of

Britain and Europe (Second Edition): Christopher Helm, London, 333 p.

CADHEE, G. C., 1990, Feeding traces and bioturbation by birds on a tidal flat, Dutch Wadden Sea:

Ichnos, v. 1(1), p. 23-30.

COHEN, A., LOCKLEY, M. G., HALFPENNY, J., MICHEL, A. E., 1991, Modern vertebrate track

taphonomy at Lake Manyara, Tanzania: *Ichnos*, v. 6, p. 371-389.

COUNTS, J. W., AND HASIOTIS, S. T., 2009, Neoichnological experiments with masked chafer

beetles (Coleoptera: Scarabaeidae): Implications for backfilled continental trace fossils:

Palaios, v. 24, p. 74-91.

CURRIE, P. J., 1981, Bird footprints from the Gething Formation (Aptian, Lower Cretaceous) of

northeastern British Columbia, Canada: *Journal of Vertebrate Paleontology*, v. 1(3-4), p.

257-264.

- DE VALAIS, S., AND MELCHOR, R. M., 2008, Ichnotaxonomy of bird-like footprints: an example from the Late Triassic-Early Jurassic of northwest Argentina: *Journal of Vertebrate Paleontology*, v. 28(1), p. 145-159.
- ELBROCH, M., AND MARKS, E., 2001, *Bird Tracks and Sign: A Guide to North American Species*: Stackpole Books, Mechanicsburg, Pennsylvania, 456 p.
- ELDERS, C. A., 1975, Experimental approaches in neoichnology: In, *The Study of Trace Fossils*, Springer, Berlin, p. 513-536.
- FALK, A.R., HASIOTIS S.T., AND MARTIN, L.D., 2010, Feeding traces associated with bird tracks from the Lower Cretaceous Haman Formation, Republic of Korea: *Palaios*, v. 25, p. 730-741.
- FALKINGHAM, P. L., BATES, K. T., MARGETTS, L., AND MANNING, P. L., 2011, The 'Goldilocks' effect: preservation bias in vertebrate track assemblages: *Journal of the Royal Society Interface*, v. 8, p. 1142-1154.
- FARLOW, J. O., 1989, Ostrich footprints and trackways: implications for dinosaur ichnology in Gillette, D. D., and Lockley, M. G., eds: *Dinosaur Tracks and Traces*, Cambridge University Press, Cambridge, pp. 243-248.
- FARLOW, J. O., GATSEY, S. M., HOLTZ, T. R. JR, HUTCHINSON, J. R., AND ROBINSON, J. M., 2000. Theropod locomotion: *American Zoology*, v. 40, p. 640–663.
- FREY, R. W., AND PEMBERTON, S. G., 1987, The *Psilonichnus* ichnocoenose and its relationship to adjacent marine and nonmarine ichnocoenoses along the Georgia coast: *Bulletin of Canadian Petroleum Geology*, v. 35(3), p. 333-357.
- GENISE, J.F., MELCHOR, R.N., ARCHANGELSKY, M., BALA, L.O., STRANECK, R., AND DE VALAIS, S., 2009, Application of neoichnological studies to behavioural and taphonomic

- interpretation of fossil bird-like tracks from lacustrine settings: The Late Triassic-Early Jurassic? Santo Domingo Formation, Argentina: *Palaeogeography, Palaeoclimatology, Palaeoecology*, v. 273, p. 143-161.
- HALFEN, A., F., AND HASIOTIS, S. T., 2010, Neoichnological study of the traces and burrowing behaviors of the Western Harvester Ant *Pogonomyrmex occidentalis* (Insecta: Hymenoptera: Formicidae): Paleopedogenic and paleoecological implications: *Palaios*, v. 25, p. 703-720.
- HASIOTIS, S. T., REILLY, M., AMOS, K, LANG, S., KENNEDY, D., TODD, J., MICHEL, E., AND PLATT, B.F., 2012. Actualistic studies of the spatial and temporal distribution of terrestrial and aquatic traces in continental environments to differentiate lacustrine from fluvial, eolian, and marine environments. In, Berganz, O.W., Bartov, Y., Bohacs, K., and Nummedal, D., eds., *Lacustrine Sandstone Reservoirs and Hydrocarbon Systems*. AAPG Memoir 95, p. 433-489.
- HASIOTIS, S. T., AND PLATT, B. F., 2012, Exploring the sedimentary, pedogenic, and hydrologic factors that control the occurrence and role of bioturbation in soil formation and horizonation in continental deposits: An integrative approach: *The Sedimentary Record*, v. 10(3), p. 4-9.
- HEMBREE, D. I., AND HASIOTIS, S. T., 2006, The identification and interpretation of reptile ichnofossils in paleosols through modern studies: *Palaios*, v. 76, p. 575-588.
- HEMBREE, D. I., AND HASIOTIS, S. T., 2007, Biogenic structures produced by sand-swimming snakes: a modern analog for interpreting continental ichnofossils: *Journal of Sedimentary Research*, v. 77, p. 389-397.

- JONES, M. F., 2012, Preliminary report on the trackway-making ability of bats (Phyllostomidae, Carollinae): Geological Society of America Annual Meeting, 4-7 November, Charlotte, North Carolina.
- KIM, J.Y., KIM, S.H., KIM, K.S., LOCKLEY, M.G., 2006, The oldest record of webbed bird and pterosaur tracks from South Korea (Cretaceous Haman Formation, Changseon and Sinsu Islands): More evidence of high avian diversity in East Asia: *Cretaceous Research*, v. 27, p. 56-69.
- LANCASTER, N., 1989. The Namib Sand Sea—Dune forms, processes, and sediments. A.A. Balkema, Rotterdam, The Netherlands.
- LEOPOLD, L. B., WOLMAN, M.G., AND MILLER, J.P., 1995, *Fluvial Processes in Geomorphology*: W.H. Freeman and Co., San Francisco, 522p.
- LIM, J.-D., MARTIN, L. D., ZHOU, Z., BAEK, K.-S., YANG, S.-Y., 2002, The significance of Early Cretaceous bird tracks in Zhou, Z. and Zhang, F., eds: *Proceedings of the 5th Symposium of the Society of Avian Paleontology and Evolution*, Beijing Science Press, pp. 157-163.
- LOCKLEY, M.G., CHIN, K., HOUCK, K., MATSUKAWA, M., AND KUKIHARA, R., 2009, New interpretations of *Ignotornis*, the first-reported Mesozoic avian footprints: Implications for the paleoecology and behavior of an enigmatic Cretaceous bird: *Cretaceous Research*, v. 30, p. 1041–1061.
- LOCKLEY, M. G., MATSUKAWA, M., OHIRA, H., LI, J., WRIGHT, J., WHITE, D., AND CHEN, P., 2006, Bird tracks from Liaoning Province, China: New insights into avian evolution during the Jurassic-Cretaceous transition: *Cretaceous Research*, v. 27, p. 33-43.

- LOCKLEY, M.G., YANG, S.Y., MATSUKAWA, M., FLEMING, F., AND LIM, S.K., 1992, The track record of Mesozoic birds: Evidence and implications: *Philosophical Transactions of the Royal Society of London*, v. 336B, p. 113–134.
- MELCHOR, R.N., CARDONATTO, M.C., AND VISCONTI, G., 2012, Palaeoenvironmental and palaeoecological significance of flamingo-like footprints in shallow-lacustrine rocks: An example from the Oligocene–Miocene Vinchina Formation, Argentina: *Palaeogeography, Palaeoclimatology, Palaeoecology*, v. 315-316, p. 181-198.
- MELCHOR, R.N., BUCHWALDT, R., AND BOWRING, S., 2013, A Late Eocene date for Triassic bird tracks. *Nature*, v. 495, p. E1-E2.
- MILÀN, J., AND BROMLEY, R. G., 2007, The impact of sediment consistency on track and undertrack morphology: Experiments with Emu tracks in layered cement: *Ichnos*, v. 15(1), p. 19-27.
- PLATT, B. H., AND HASIOTIS, S. T., 2008, A new system for describing and classifying tetrapod tail traces with implications for interpreting the dinosaur tail trace record: *Palaios*, v. 23, p. 3-13.
- SMITH, J. J., AND HASIOTIS, S. T., 2008, Traces and burrowing behaviors of the cicada nymph *Cicadetta calliope*: Neoichnology and paleoecological significance of extant soil-dwelling insects: *Palaios*, v. 23, p. 503-513.
- STIDHAM, T. A., AND MASON, J., 2009, A quick method for collecting modern small-scale ichnological and sedimentological structures: *Journal of Paleontological Techniques*, v. 4, p. 1-4.
- SWENNEN, C., AND VAN DER BAAN, G., 1959, Tracking birds on tidal flats and beaches: *British birds*, v. 48, p. 15-18.

CONCLUSIONS

Avian ichnology and avian paleontology are areas of study within ornithology; however, these are seldom included in ornithological literature. This dissertation bridges the gap between ornithology, avian ichnology and neoichnology, and avian paleontology, laying the foundation for a more encompassing approach to the study of fossil avian behavior, morphology, and evolution, as well as modern avian body and trace morphology and tracemaking behaviors.

The avian tracks of the Lower Cretaceous Haman Formation of the Republic of Korea represent a diversity of avian morphotypes that is largely unknown from the avian body fossil record (Chapter 1). That diversity also extends to the behaviors represented by the tracks and associated traces. Scything, a behavior that is relatively unique to only a few groups of birds, is represented by long, arcuate traces associated with webbed-footed bird tracks. These scything traces are almost identical in morphology to those produced by extant spoonbills (Swennen and Yu, 2004; Lockley and Harris, 2010), except that the footprints associated with them are 43–61% the size of modern Black-faced Spoonbills (*Palateea minor*). Other behaviors include foraging, landing, and following megaherbivores.

Understanding and interpreting behavior and morphology from avian tracks and traces results in new information about depositional environment and avian evolution. The Haman Formation is interpreted as a fluvial system, however, no channels have been described, and mudcracks are common, indicating subaerial exposure (Choi, 1986). The avian tracks, however, must have been produced in the presence of water. Spoonbills and other scything birds do not scythe above water, as the electromagnetic sensory organs in their bills would not function. Modern scything traces, however, are not produced when the water is deeper than 6–7 cm, as the bird will not place its face in the water past a certain point and thus will not interact with the

sediment (Swennen and Yu, 2004). Using this information, the water depth at the time of Haman Formation deposition can be interpreted as < 5 cm. Furthermore, as the avian tracemakers of the Haman Formation were ornithurine birds (due to their ground-to-air takeoff ability), the diversity of track morphologies and behaviors represents a hidden diversity (*sensu* Hasiotis, 2004, 2008) of ornithurine birds not seen elsewhere during the Early Cretaceous.

The soft tissue of birds is poorly understood relative to the underlying osteology, which adds difficulty in reconstructing the soft tissues of fossil birds. Also, the relationship between soft-tissue morphology and trace morphology is poorly known. The length of the osteological toe and fleshy toe, however, is not significantly different (Chapter 2), which suggests that there is no significant difference between the osteology of the avian foot and the traces that foot produces. The width of the toe at the joint is significantly different between osteological and soft-tissue specimens, however, only toe length is used when studying tracks, not toe width. Furthermore, there is no evidence that ethanol storage causes specimens to shrink, as there is no statistically significant pattern between subzero and ethanol storage.

The soft-tissue morphology of avian feet reflects their life habit. Birds that inhabit arboreal environments (e.g., perching birds) tend to have expanded, fleshy phalangeal pads and reduced or absent interphalangeal pads. Birds in the order Passeriformes also incorporate a portion of their proximal phalanxes into the metatarsal pad. Birds that inhabit water-margin environments tend to have expanded interphalangeal pads and reduced phalangeal pads. Their pads are also not fleshy and tend to be thin. Webbed-footed and lobed-footed birds do not possess true phalangeal or interphalangeal pads. Ground-dwelling birds (e.g., Galliformes) tend to have expanded interphalangeal pads, however, their interphalangeal and phalangeal pads are large and fleshy. Arboreal birds require the ability to grasp, which is likely the reason for the

expanded phalangeal pad and reduced interphalangeal pad. Ground-dwelling birds do not need to grasp branches, however, and do not reduce their interphalangeal pads. Furthermore, ground-dwelling birds that live in upland habitats walk on firmground, whereas ground-dwelling birds that inhabit water-margin environments must contend with media that may be unstable and, therefore, need a more even surface for weight distribution. Large, fleshy pads create areas of pressure that could puncture through an unstable surface. This may be the reason for the relatively few number of pad impressions preserved in fossil bird tracks. Using the relationship between life habit and foot morphology recorded in Chapter 2, reconstructions of fossil bird feet can be performed.

The total hindlimb (foot + three separate hind limb elements) is one of the most variable structures in avian anatomy. The foot of birds, however, is more widely variable than the three hind limb elements (Chapter 3). Furthermore, as previous studies have shown, principal component analysis can establish both ecological niche modeling and evolutionary patterns in birds (Bell and Chiappe, 2011; Wang et al., 2011; Benson and Choiniere, 2013). None of these previous studies, however, have included the foot, and have only focused on the hind limb elements, discarding a series of critical data points. Chapter 2 illustrated the importance and diversity of the feet of modern birds, and Chapter 3 illustrated the overwhelming influence that the length of the toes, specifically toe I, has on the overall morphology of the hindlimb.

The use of PCA to establish a hypothetical morphospace in which to view clustering of modern and fossil birds established a primitive foot morphotype, with a relatively robust, reflexed hallux, but without the extreme elongation of the hallux seen in Passeriform birds, zygodactyl birds, and some wading birds. Additionally, enantiornithines often form their own cluster within the morphospace, further separating them from ornithurine birds. Some ornithurine

birds have already developed a modern leg morphology and positioning by the Early Cretaceous, including *Gansus* and *Hongshanornis*. Other birds retain a primitive femoral positioning, indicating that the femur was not bound to the body wall with muscle, and the hind limb locomotion was hip driven, not knee driven as in modern birds.

Confuciusornis, a primitive, beaked bird, is among those primitive birds that fall into the primitive hind limb posture. *Confuciusornis* has several distinct characteristics, including a large deltopectoral crest with a large foramen, a unique pygostyle, and paired elongate tail feathers that may represent sexual dimorphism (Martin et al., 1998; Chiappe et al., 1999). Using laser fluorescence in combination with special camera filters, previously undescribed soft tissues, including scales and skin-muscle tissue complexes, are visualized (Chapter 4). The scales on the feet of two *Confuciusornis* specimens are entirely reticulate with no evidence of scutillate scales. Furthermore, on one specimen (IVPP V 13156), enlarged phalangeal pads are visible on the feet, indicating that *Confuciusornis* had a foot morphology similar to that of modern arboreal birds. The hind limb of IVPP V 13156 also preserves the outline of the tibiotarsal muscle tissue as a pinkish halo. This outline is likely the *m. gastrocnemius*, the main muscle in the lower leg, and it is relatively small, another indication of arboreality (Earls, 2000).

Previous interpretations of the flight ability of *Confuciusornis* have suggested that, because of thin, weak primary feather rachises, it was likely unable to perform flapping flight (Nudds and Dyke, 2010). *Confuciusornis* had a keel that was relatively small and previously interpreted to be restricted to the caudal half of the keel (Zhou and Farlow, 2001), however, it may have been slightly more expanded than previously suggested (Chapter 4). The idea that *Confuciusornis* had weak primary rachises has been refuted (Zheng et al., 2010), and the data presented here also shows that *Confuciusornis* had primary rachises >1.5 mm thick, which is

comparable to modern birds. *Confuciusornis* has relatively long primaries in comparison to its ulna, which is usually the case seen in fast-flying birds (e.g., swifts) (Wang et al., 2011). The 10th (outermost) primary of *Confuciusornis*, however, is relatively short—the 8th and 7th primaries are actually the longest primaries. The secondaries are also relatively long in relation to the primaries, unlike the secondaries of modern fast-flying birds, resulting in a much broader wing surface than is found in fast-flying birds. *Confuciusornis* likely relied on a broader, more maneuverable wing shape.

In order to understand the production and behavior of fossil avian tracks and traces, observation, recording, and morphologic measurements of modern bird tracks must occur. Although a handful of previous studies have examined modern bird tracks, either morphologic measurements and/or media analysis (sediment grain size and moisture content) was not performed (Swennen and Van Der Baan, 1959; Cadhee, 1990; Genise et al., 2009; Melchor et al., 2012). The morphology of bird tracks is significantly influenced by not only grain size, but also by sediment moisture content (Chapter 5). Tracks produced in dry sediment appear blunt and wide toed, without any detail preserved. Tracks in saturated sand preserve the outline of the toe (i.e., a tapered digit impression), however, fine detail is not preserved. In wet or moist sand, pad impressions can be preserved; if the sand becomes too dry, they will not be preserved. Claw impressions can be found in wet or moist sand, and in mud. Scale impressions are only preserved in mud.

Although Genise et al. (2009) suggested that takeoff traces should be deeper than the surrounding traces, no data were presented to support this statement. Traces produced by both takeoff and landing result in tracks that are 10–20 mm deeper than simple walking traces. Although the sample size is small, traces left by a running bird also appear to be slightly deeper

(2–4 mm) than traces left by a walking bird. Furthermore, the stop-start walking described by Genise et al. (2009) as resulting in paired, side-by-side tracks, was not observed. Instead, start-stop walking that resulted in a normal-looking trackway, where the bird stopped in midstride, was recorded. Takeoff and landing traces, both of which Genise et al. (2009) illustrated as being parallel, paired trackways, are often staggered and non-parallel.

This dissertation represents a fundamental need for collaboration between avian ichnologists, paleontologists, and ornithologists. Chapter 1 indicates that the diversity of ornithurine birds was higher in the Early Cretaceous than previously supposed, and that the types of behaviors are already advanced, modernlike behaviors. The osteological and soft-tissue morphology of the foot is tied closely to the life habit of the bird (Chapter 2), and is also tied in to the types of tracks and traces produced, although soft-tissue morphology does not influence the gross morphology of the track. The results of Chapter 3 indicate that, without understanding the foot morphology of a bird, the variation throughout the hindlimb cannot be understood. The reconstructions of the foot, hindlimb, and soft tissues of *Confuciusornis* in Chapter 4 could not have been performed accurately without the information from Chapters 2 and 3. Finally, Chapter 5 begins to move towards a synthesis of observation and morphologic data collection using a new experimental setup to link observations and morphometric analysis to catalog modern avian tracks and traces. Data presented indicates that although the width at the joint is significantly different between the osteology and soft tissue of birds (Chapter 2), the width of the digit impressions varies strongly depending on media consistency.

This is only the beginning of our understanding of how avian foot morphology and behavior has evolved through time. Several Lower Cretaceous avian trace fossil localities in China represent track densities and diversities almost as great as the Geyongsannado Institute of

Science Education in the Republic of Korea (Chapter 1), however, there has been no behavioral analysis of these tracksites. Laser fluorescence as used in Chapter 4 should be applied to many more Jehol Group specimens to examine them for soft-tissue preservation. The experimental setup and methodology used for collecting modern avian tracks in Chapter 5 has been shown to work in an uncontrolled setting at a bird feeder, however, it should be applied in other laboratory and field settings to obtain a complete record of birds performing a variety of behaviors from all avian foot morphotypes.

REFERENCES

- BELL, A., AND CHIAPPE, L. M., 2011, Statistical approach for inferring ecology of Mesozoic birds: *Journal of Systematic Paleontology*, v. 9(1), p. 119-133.
- BENSON, R. B. J., AND CHOINIÈRE, J. N., 2013, Rates of dinosaur limb evolution provide evidence of exceptional radiation in Mesozoic birds: *Proceedings of the Royal Society of London B*, v. 280, doi 20131780.
- CADHEE, G. C., 1990, Feeding traces and bioturbation by birds on a tidal flat, Dutch Wadden Sea: *Ichnos*, v. 1(1), p. 23-30.
- CHIAPPE, L. M., JI, S. A., JI, Q., AND NORELL, M. A., 1999, Anatomy and systematics of the Confuciusornithidae (Theropoda: Aves) from the late Mesozoic of northeastern China: *Bulletin of the American Museum of Natural History*, v. 242, 89 p.
- CHOI, H.I., 1986, Sedimentation and evolution of the Cretaceous Gyeongsang Basin, southeastern Korea: *Journal of the Geological Society, London*, v. 143, p. 26-40.

- EARLS, K. D., 2000, Kinematics and mechanics of ground take-off in the Starling *Sturnis vulgaris* and the quail *Coturnix coturnix*: *Journal of Experimental Biology*, v. 201, p. 725-739.
- GENISE, J.F., MELCHOR, R.N., ARCHANGELSKY, M., BALA, L.O., STRANECK, R., AND DE VALAIS, S., 2009, Application of neoichnological studies to behavioural and taphonomic interpretation of fossil bird-like tracks from lacustrine settings: The Late Triassic-Early Jurassic? Santo Domingo Formation, Argentina: *Palaeogeography, Palaeoclimatology, Palaeoecology*, v. 273, p. 143-161.
- HASIOTIS, S. T., 2004, Reconnaissance of Upper Jurassic Morrison Formation ichnofossils, Rocky Mountain Region, USA: paleoenvironmental, stratigraphic, and paleoclimatic significance of terrestrial and freshwater ichnocoenoses: *Sedimentary Geology*, v. 167, p. 177-268.
- HASIOTIS, S. T., 2008, Reply to the Comments by Bromley et al. of the paper "Reconnaissance of Upper Jurassic Morrison Formation ichnofossils, Rocky Mountain Region, USA: paleoenvironmental, stratigraphic, and paleoclimatic significance of terrestrial and freshwater ichnocoenoses" by Stephen T. Hasiotis: *Sedimentary Geology*, v. 208, p. 61-68.
- LOCKLEY, M.G., AND HARRIS, J., 2010, On the trail of early birds: A review of the fossil footprint record of avian morphological evolution and behavior, in Ulrich, P.K., and Willette, J.H., eds., *Trends in Ornithological Research*: Nova Publishers, Fargo, North Dakota, p. 1-63.
- MARTIN, L. D., ZHOU, Z., HOU, L., AND FEDUCCIA, A., 1998, *Confuciusornis sanctus* compared to *Archaeopteryx lithographica*: *Naturwissenschaften*, v. 85, p. 286-289.

- MELCHOR, R.N., BUCHWALDT, R., AND BOWRING, S., 2013, A Late Eocene date for Triassic bird tracks. *Nature*, v. 495, p. E1-E2.
- NUDDS, R. L., AND DYKE, G. J., 2010, Narrow primary feather rachises in *Confuciusornis* and *Archaeopteryx* suggest poor flight ability: *Science*, v. 328, p. 886-889.
- SWENNEN, C., AND VAN DER BAAN, G., 1959, Tracking birds on tidal flats and beaches: *British birds*, v. 48, p. 15-18.
- SWENNEN, C., AND YU, Y.T., 2004, Notes on feeding structures of the Black-faced Spoonbill *Platalea minor*: *Ornithological Science*, v. 3, p. 119-124.
- WANG, X., MCGOWAN, A. J., AND DYKE, G. J., 2011, Avian wing proportions and flight styles: first step towards predicting the flight modes of Mesozoic birds: *Plos One*, v. 6(12), e28672. doi:10.1371/journal.pone.0028672.
- ZHENG, X., XU, X., ZHOU, Z., MIAO, D., AND ZHANG, F., 2010, Comment on "Narrow primary feather rachises in *Confuciusornis* and *Archaeopteryx* suggest poor flight ability": *Science*, v. 330, p. 320-c.
- ZHOU, Z., AND FARLOW, J., 2001, Flight capability and habits of *Confuciusornis* in Gauthier, J. and Gall, L. F., eds: *New perspectives on the origin and early evolution of birds: proceedings of the International Symposium in honor of John H. Ostrom, February 13-14*, pp. 237-254.

REFERENCES

- ALEXANDER, D. E., GONG, E., MARTIN, L. D., BURNHAM, D. A., AND FALK, A. R., 2010, Model tests of gliding with different hindwing configurations in the four-winged dromaeosaurid *Microraptor gui*: Proceedings of the National Academy of Science, v. 107(7), p. 2972-2976.
- ANFINSON, O.A., LOCKLEY, M.G., KIM, S.H., KIM, K.S., KIM, J.Y., 2009, First report of the small bird track *Koreanaornis* from the Cretaceous of North American: implications for avian ichnotaxonomy and paleoecology: Cretaceous Research, v. 30, p. 885-894.
- AZUMA, Y., ARAKAWA, Y., TOMIDA, Y., AND CURRIE, P. J., 2002, Early Cretaceous bird tracks from the Tetori Group, Fukui Prefecture, Japan: Memoir of the Fukui Prefectural Dinosaur Museum, v. 1, p. 1-6.
- BAEK, K.S., YANG, S.Y., 1997, Preliminary report on the Cretaceous bird tracks of the Lower Haman Formation, Korea: Journal of the Geological Society of Korea v. 34, p. 94-104.
- BAIRD, R.F., 1990. The fossil avian assemblage from Weekes Cave (N-15), Nullabor Plain, South Australia: corrections, additions, and reinterpretation: South Australian Ornithologist, v. 31, p. 29-35.
- BAUMEL, J. J., AND WHITMER, L. M., 1993, Osteologia in Baumel, J. J., King, A. S., Breazile, J. E., Evans, H. E., and Vanden Berge, J. C., eds: Handbook of Avian Anatomy: Nomina Anatomica Avium (2nd Ed.), Publications of the Nuttall Ornithological Club, Cambridge, Massachusetts, p. 189-247.
- BELL, A., AND CHIAPPE, L. M., 2011, Statistical approach for inferring ecology of Mesozoic birds: Journal of Systematic Paleontology, v. 9(1), p. 119-133.

- BEGON, M., TOWNSEND, C. R., AND HARPER, J. L., 2006, *Ecology: From Individuals to Ecosystems*, 4th Edition: Wiley-Blackwell, New Jersey, 752 pp.
- BENSON, R. B. J., AND CHOINIÈRE, J. N., 2013, Rates of dinosaur limb evolution provide evidence of exceptional radiation in Mesozoic birds: *Proceedings of the Royal Society of London B*, v. 280, doi 20131780.
- BERMAN S. L., AND RAIKOW, R. J., 1982, The hindlimb musculature of mousebirds: *The Auk*, v. 99(1), p. 41-57.
- BERTLING, M., BRADY, S. J., BROMLEY, R. G., DEMATHIEU, G. R., GENISE, J., MIKULAS, R., NIELSEN, K. S. S., RINDSBERG, A. K., SCHLIRF, M., AND UCHMAN, A., 2006, Names for trace fossils: a uniform approach: *Lethia*, v. 39, p. 265-286.
- BRAND, L. R., 1996, Variations in salamander trackways resulting from substrate differences: *Journal of Paleontology*, v. 70(6), p. 1004-1010.
- BROMLEY, R. G., 1996, *Trace fossils: Biology, taphonomy, and applications (Second Edition)*: Taylor and Francis, New York, New York, 361 p.
- BROWN, R. E., AND COGLEY, A. C., 1996, Contributions of the propatagium to avian flight: *Journal of Experimental Zoology*, v. 276, p. 112-124.
- BROWN, R. J. H., 1963, The flight of birds: *Biological Reviews*, v. 38(4), p. 460-489.
- BROWN, R., FERGUSON, J., LAWRENCE, M., AND LEES, D., 2003, *Tracks & Signs of the birds of Britain and Europe (Second Edition)*: Christopher Helm, London, 333 p.
- BURNHAM, D. A., 2008, A review of the Early Cretaceous Jehol Group on northeastern China and a revision of concerning the origin of flight paradigm: *Oryctos* v. 7, p. 27-43.

- BURTON, P.J.K., 1974, Feeding and the feeding apparatus in waders: a study of anatomy and adaptations in the Charadrii: Trustees of the British Museum (Natural History), London, 150 p.
- CADHEE, G. C., 1990, Feeding traces and bioturbation by birds on a tidal flat, Dutch Wadden Sea: *Ichnos*, v. 1(1), p. 23-30.
- CARNEY, R. M., VINTER, J., SHAWKEY, M. D., ALBA, L. D., AND ACKERMANN, J., 2012, New evidence on the colour and nature of the isolated *Archaeopteryx* feather: *Nature Communications*, DOI: 10.1038/ncomms1642.
- CHANDLER, R. M., 1999, Fossil birds of Florissant in Santucci, V. L., and McClelland, L. eds: *National Park Service Paleontological Research*, pp. 49-53.
- CHANG, K.-H., SUKUKI, K., PARK, S.-O., ISHIDA, K., AND UNO, K., 2003, Recent advances in the Cretaceous stratigraphy of Korea: *Journal of Asian Earth Sciences*, v. 21, p. 937-948.
- CHANG, S.-C., ZHANG, H., RENNE, P. R., AND FANG, Y., 2009, High-precision $^{40}\text{Ar}/^{39}\text{Ar}$ age for the Jehol Biota: *Palaeogeography, Palaeoclimatology, Palaeoecology*, v. 280, p. 94-104.
- CHATTERJEE, S., TEMPLIN, R. J., 2007, Biplane wing platform and flight performance of the feathered dinosaur *Microraptor gui*: *Proceedings of the National Academy of Science*, v. 104, p. 1576-1580.
- CHEN, P.-J., 2003, Jurassic biostratigraphy of China in Zhang, W.-T., Chen, P.-J., and Palmer, A. R., eds: *Biostratigraphy of China*, Beijing: Science Press, pp. 423-463.
- CHIAPPE, L. M., AND WALKER, C. A., 2002, Skeletal morphology and systematics of the Cretaceous Euenantiornithies (Ornithothoraces: Enantiornithes) in Chiappe, L. M., and Witmer, L. M., eds: *Mesozoic Birds: Above the heads of dinosaurs*, University of California Press, Berkeley, pp. 240-267.

- CHIAPPE, L. M., JI, S. A., JI, Q., AND NORELL, M. A., 1999, Anatomy and systematics of the Confuciusornithidae (Theropoda: Aves) from the late Mesozoic of northeastern China: Bulletin of the American Museum of Natural History, v. 242, 89 p.
- CHIAPPE, L. M., MARGUÁN-LOBÓN, J., AND CHINSAMY, A., 2010, Palaeobiology of the Cretaceous bird *Confuciusornis*: a comment on Peters and Peters (2009): Biology Letters, v. 6(4), p. 529-530.
- CHIAPPE, L. M., MARGUÁN-LOBÓN, J., JI, S.-A., AND ZHOU, Z., 2008, Life history of a basal bird: morphometrics of the Early Cretaceous *Confuciusornis*: Biology Letters, v. 4, p. 719-723.
- CHIAPPE, L.M., AND DYKE, G.J., 2002, The Mesozoic radiation of birds: Annual Review of Ecology and Systematics, v. 33, p. 91-124.
- CHOI, H.I., 1986, Sedimentation and evolution of the Cretaceous Gyeongsang Basin, southeastern Korea: Journal of the Geological Society, London, v. 143, p. 26-40.
- CHRISTIANSEN, P., AND BONDE, N., 2004, Body plumage in *Archaeopteryx*: a review, and new evidence from the Berlin specimen: Comptes Rendus Palevol, v. 3, p. 99-118.
- CHUONG, C.-M., WU, P., ZHANG, F.-C., XU, X., YU, M., WIDELITZ, R. B., JIANG, T.-X., HOU, L., 2003, Adaptation to the sky: defining the feather with integument fossils from Mesozoic China and experimental evidence from molecular laboratories: Journal of Experimental Zoology, v. 298B, p. 42-56.
- CLARK, G. A., 1993, Anatomia Topographica Externa, in Baumel, J. J., King, A. S., Breazile, J. E., Evans, H. E., and Vanden Berge, J. C., eds: Handbook of Avian Anatomy: Nomina Anatomica Avium (2nd Ed.), Publications of the Nuttall Ornithological Club, Cambridge, p. 7-16.

- COHEN, A., LOCKLEY, M. G., HALFPENNY, J., MICHEL, A. E., 1991, Modern vertebrate track taphonomy at Lake Manyara, Tanzania: *Ichnos*, v. 6, p. 371-389.
- CORIA, R. A., CURRIE, P. J., EBERTH, D., AND GARRIDO, A., 2002, Bird footprints from the Anacleto Formation (Late Cretaceous) in Neuquén Province, Argentina: *Ameghiniana*, v. 39(4), p. 1-11.
- COUNTS, J. W., AND HASIOTIS, S. T., 2009, Neoichnological experiments with masked chafer beetles (Coleoptera: Scarabaeidae): Implications for backfilled continental trace fossils: *Palaios*, v. 24, p. 74-91.
- CURRIE, P. J., 1981, Bird footprints from the Gething Formation (Aptian, Lower Cretaceous) of northeastern British Columbia, Canada: *Journal of Vertebrate Paleontology*, 1(3-4):257-264.
- DE RICQLS, A. J., PADIAN, K., HORNER, J. R., LAMM, E.-T., AND MYHRVOLD, N., 2003, Osteohistology of *Confuciusornis sanctus* (Theropoda: Aves): *Journal of Vertebrate Paleontology*, v. 23(2), p. 373-386.
- DE VALAIS, S., AND MELCHOR, R. M., 2008, Ichnotaxonomy of bird-like footprints: an example from the Late Triassic-Early Jurassic of northwest Argentina: *Journal of Vertebrate Paleontology*, v. 28(1), p. 145-159.
- DEAN, W.R.J., AND MACDONALD, I. A.W., 1981, A review of African birds feeding in association with mammals: Ostrich: *Journal of African Ornithology*, v. 52(3), p. 135-155.
- DOYLE, P., WOOD, J. L., AND GEORGE, G. T., 2000, The shorebird ichnofacies: an example from the Miocene of southern Spain: *Geological Magazine* v. 137, p. 517-536.

- DUNNET, C. W., 1980, Pairwise Multiple Comparisons in the Homogeneous Variance, Unequal Sample Size Case: *Journal of the American Statistical Association*, v. 75(372), p. 789-795.
- EARLS, K. D., 2000, Kinematics and mechanics of ground take-off in the Starling *Sturnis vulgaris* and the quail *Coturnix coturnix*: *Journal of Experimental Biology*, v. 201, p. 725-739.
- EDINGTON, G. H., AND MILLER, A. E., 1942, XII—The avian ulna: its quill knobs: *Proceedings of the Royal Society of Edinburgh*, v. 61(2), p. 138-148.
- EKDALE, A.A., BROMLEY, R.G., AND PEMBERTON, S.G., 1984. Ichnology: the use of trace fossils in sedimentology and stratigraphy: *SEPM Short Course 15*, 1-317.
- ELBROCH, M., AND MARKS, E., 2001, *Bird Tracks and Sign: A Guide to North American Species*: Stackpole Books, Mechanicsburg, Pennsylvania, 456 p.
- ELDERS, C. A., 1975, Experimental approaches in neoichnology: In, *The Study of Trace Fossils*, Springer, Berlin, p. 513-536.
- ELLENBERGER, P. 1972 Contribution a la classification des pistes de Verébrés du Trias: les types du Stormberg d'Afrique du Sud. I. *Palaeovertebrata, Memoire Extraordinaire*, Montpellier. 104 pp.
- ENGELMOER, M., ROSELAAR, C. S., NIEBOER, E., AND BOERE, G. C., 1993, Biometrics in waders: *Wader Study Group Bulletin*, v. 69, p. 98-101.
- ERICKSON, B.R., 1967, Fossil bird tracks from Utah: *Museum observer*, v. 5(1), p. 6-12.
- EVANS, P.G.H., 1982, Associations between seabirds and cetaceans: a review: *Mammal Review*, v. 12(4), p. 187-206.

- FALK, A. R., MARTIN, L.D., AND HASIOTIS, S. T., 2011, A morphologic criterion to distinguish bird tracks: *Journal of Ornithology*, v. 152, p. 701-716.
- FALK, A.R., HASIOTIS S.T., AND MARTIN, L.D., 2010, Feeding traces associated with bird tracks from the Lower Cretaceous Haman Formation, Republic of Korea: *Palaios*, v. 25, p. 730-741.
- FALKINGHAM, P. L., BATES, K. T., MARGETTS, L., AND MANNING, P. L., 2011, The 'Goldilocks' effect: preservation bias in vertebrate track assemblages: *Journal of the Royal Society Interface*, v. 8, p. 1142-1154.
- FALKINGHAM, P.L., MARGETTS, L., SMITH, I.M., MANNING, P.L., 2009, Reinterpretation of palmate and semi-palmate (webbed) fossil tracks; insights from finite element modelling: *Palaeogeography, Palaeoclimatology, Palaeoecology*, v. 271, p. 69-76.
- FARLOW, J. O., 1989, Ostrich footprints and trackways: implications for dinosaur ichnology in Gillette, D. D., and Lockley, M. G., eds: *Dinosaur Tracks and Traces*, Cambridge University Press, Cambridge, pp. 243-248.
- FARLOW, J. O., GATSEY, S. M., HOLTZ, T. R. JR, HUTCHINSON, J. R., AND ROBINSON, J. M., 2000. Theropod locomotion: *American Zoology*, v. 40, p. 640–663.
- FEDUCCIA, A., 1993, Evidence from claw geometry indicating arboreal habits of *Archaeopteryx*: *Science*, v. 259(5096), p. 790-793.
- FIORILLO, A.R., HASIOTIS, S.T., KOBAYASHI, Y., 2011, Bird tracks from the Upper Cretaceous Cantwell Formation of Denali National Park, Alaska, USA: a new perspective on ancient northern polar vertebrate biodiversity: *Journal of Systematic Palaeontology*, v. 9(1), p. 33-49.

- FISHER, H. I., 1946, Adaptations and comparative anatomy of the locomotor apparatus of New World Vultures: *American Midland Naturalist*, v. 35(3), p. 545-727.
- FJELDSA, J., 1980, Post mortem changes in measurements of grebes: *Bulletin of the British Ornithologists' Club*, v. 100, p. 151-154.
- FORTEY, R. A. AND SEILACHER, A., 1997, The trace fossil *Cruziana semiplicata* and the trilobite that made it: *Lethaia*, v. 30, p. 105-112.
- FREY, R. W., AND PEMBERTON, S. G., 1987, The *Psilonichnus* ichnocoenose and its relationship to adjacent marine and nonmarine ichnocoenoses along the Georgia coast: *Bulletin of Canadian Petroleum Geology*, v. 35(3), p. 333-357.
- GENISE, J.F., MELCHOR, R.N., ARCHANGELSKY, M., BALA, L.O., STRANECK, R., AND DE VALAIS, S., 2009, Application of neoichnological studies to behavioural and taphonomic interpretation of fossil bird-like tracks from lacustrine settings: The Late Triassic-Early Jurassic? Santo Domingo Formation, Argentina: *Palaeogeography, Palaeoclimatology, Palaeoecology*, v. 273, p. 143-161.
- GONG, E., MARTIN, L. D., BURNHAM, D. A., FALK, A. R., AND HOU, L. H., 2012, A new species of Microraptor from the Jehol Biota of northeastern China: *Palaeoworld*, v. 21(2), p. 81-91.
- GREENEWALT, C. H., 1975, The Flight of Birds: The significant dimensions, their departure from the requirements for dimensional similarity, and the effect on flight aerodynamics of that departure: *Transactions of the American Philosophical Society*, v. 65(4), p. 1-67.
- GREENWOOD, J. C., 1979, Post-mortem shrinkage of Dunlin *Calidris alpina* skins: *Bulletin of the British Ornithologists' Club*, v. 99(4), p. 143-145.
- HALFEN, A., F., AND HASIOTIS, S. T., 2010, Neoichnological study of the traces and burrowing behaviors of the Western Harvester Ant *Pogonomyrmex occidentalis* (Insecta:

- Hymenoptera: Formicidae): Paleopedogenic and paleoecological implications: *Palaios*, v. 25, p. 703-720.
- HASIOTIS, S. T., REILLY, M., AMOS, K, LANG, S., KENNEDY, D., TODD, J., MICHEL, E., AND PLATT, B.F., 2012. Actualistic studies of the spatial and temporal distribution of terrestrial and aquatic traces in continental environments to differentiate lacustrine from fluvial, eolian, and marine environments. In, Berganz, O.W., Bartov, Y., Bohacs, K., and Nummedal, D., eds., *Lacustrine Sandstone Reservoirs and Hydrocarbon Systems*. AAPG Memoir 95, p. 433-489.
- HASIOTIS, S. T., 2002, Where is the evidence for Gondwanan Crayfish?: *Gondwana Research*, v. 5(4), p. 872-878.
- HASIOTIS, S. T., 2004, Reconnaissance of Upper Jurassic Morrison Formation ichnofossils, Rocky Mountain Region, USA: paleoenvironmental, stratigraphic, and paleoclimatic significance of terrestrial and freshwater ichnocoenoses: *Sedimentary Geology*, v. 167, p. 177-268.
- HASIOTIS, S. T., 2008, Reply to the Comments by Bromley et al. of the paper "Reconnaissance of Upper Jurassic Morrison Formation ichnofossils, Rocky Mountain Region, USA: paleoenvironmental, stratigraphic, and paleoclimatic significance of terrestrial and freshwater ichnocoenoses" by Stephen T. Hasiotis: *Sedimentary Geology*, v. 208, p. 61-68.
- HASIOTIS, S. T., AND MITCHELL, C. E., 1993, A comparison of crayfish burrow morphologies: Triassic and Holocene fossil, paleo- and neoichnological evidence, and the identification of their burrowing signatures: *Ichnos*, v. 2, p. 291-314.

- HASIOTIS, S. T., AND PLATT, B. F., 2012, Exploring the sedimentary, pedogenic, and hydrologic factors that control the occurrence and role of bioturbation in soil formation and horizonation in continental deposits: An integrative approach: *The Sedimentary Record*, v. 10(3), p. 4-9.
- HEMBREE, D. I., AND HASIOTIS, S. T., 2006, The identification and interpretation of reptile ichnofossils in paleosols through modern studies: *Palaaios*, v. 76, p. 575-588.
- HEMBREE, D. I., AND HASIOTIS, S. T., 2007, Biogenic structures produced by sand-swimming snakes: a modern analog for interpreting continental ichnofossils: *Journal of Sedimentary Research*, v. 77, p. 389-397.
- HERTEL, F., AND CAMPBELL, K. E., 2007, The antitrochanter of birds: form and function in balance: *The Auk*, v. 124(3), p. 789-805.
- HOMBERGER, D. G., AND BRUSH, A., 1986, Functional-morphological and biochemical correlations of the keratinized structures of the African Grey Parrot *Psittacus erithacus* (Aves): *Zoomorphology*, v. 106, p. 103-114.
- HOU, L., 1997, A carinate bird from the Upper Jurassic of western Liaoning, China: *Chinese Science Bulletin*, v. 42(5), p. 413-417.
- HOU, L., MARTIN, L. D., ZHOU, Z., FEDUCCIA, A., AND ZHANG, F., 1999, A diapsid skull in a new species of the primitive bird *Confuciusornis*: *Nature*, v. 399, p. 679-682.
- HOU, L., ZHOU, Z., GU, Y., AND ZHANG, H., 1995, *Confuciusornis sanctus*, a new Late Jurassic sauriurine bird from China: *Chinese Science Bulletin*, v. 40(18), p. 1545-1551.
- HUDSON, A.V., AND FURNESS, R.W., 1989, The behaviour of seabirds foraging at fishing boats around Shetland: *Ibis*, v. 131(2), p. 225-237.

- HUDSON, G. E., LANZILLOTTIE, P. J., AND EDWARDS, G. D., 1959, Muscles of the pelvic limb in Galliform birds: *American Midland Naturalist*, v. 61(1), p. 1-67.
- HUNT, A.P., LUCAS, S.P., AND HUBER, P., 1990, Early Permian footprint fauna from the Sangre de Cristo Formation of Northeastern New Mexico: *New Mexico Geological Society Guidebook, 41st Field Conference, Southern Sangre de Cristo Mountains, New Mexico*, p. 291-303.
- JIANG, B., AND SHA, J., 2006, Late Mesozoic stratigraphy in western Liaoning, China: A review: *Journal of Asian Earth Science*, v. 28, p. 205-217.
- JIANG, B., FÜSICH, F. T., SHA, J., AND NIU, Y., 2011, Early Cretaceous volcanism and its impact on fossil preservation in Western Liaoning, NE China: *Palaeogeography, Palaeoclimatology, Palaeoecology*, v. 302, p. 255-269.
- JIANG, B., HARLOW, G. E., WOHLTZ, K., ZHOU, Z., AND MENG, J., 2014, New evidence suggests pyroclastic flows are responsible for the remarkable preservation of the Jehol biota: *Nature Communications*, DOI: 10.1038/ncomms4151.
- JOHNSON, R. F., AND SELANDER, R. K., 1973, Evolution in the House Sparrow: III: Variation in size and sexual dimorphism in Europe and North and South America: *The American Naturalist*, v. 107(955), p. 373-390.
- JONES, M. F., 2012, Preliminary report on the trackway-making ability of bats (Phyllostomidae, Carollinae): *Geological Society of America Annual Meeting, 4-7 November, Charlotte, North Carolina*.
- KIM, B.K., 1969, A study of several sole marks in the Haman Formation: *The Journal of the Geological Society of Korea*, v. 5(4), p. 243-258.

- KIM, C.B., HUH, M., CHEONG, C.S., LOCKLEY, M.G., AND CHANG, H.W., 2003, Age of the pterosaur and web-footed bird tracks associated with dinosaur footprints from South Korea: *The Island Arch*, v. 12, p. 125-131.
- KIM, J.Y., KIM, S.H., KIM, K.S., LOCKLEY, M.G., 2006, The oldest record of webbed bird and pterosaur tracks from South Korea (Cretaceous Haman Formation, Changseon and Sinsu Islands): More evidence of high avian diversity in East Asia: *Cretaceous Research*, v. 27, p. 56-69.
- KIM J.Y., LOCKLEY, M.G., SEO, S.J., KIM, K.S., KIM, S.H., AND BAEK, K.S., 2012, A paradise of Mesozoic birds: the world's richest and most diverse Cretaceous bird track assemblage from the Early Cretaceous Haman Formation of the Gajin tracksite, Jinju, Korea: *Ichnos*, v. 19, p. 28-42.
- KIMURA, T., 2000, Notes on the two Early Cretaceous floras in South Korea: *Geosciences Journal*, v. 4(1), p. 11-14.
- KRISTOFFERSEN, J. B., AND SALVANES, A. G. V., 1998, Effects of formaldehyde and ethanol preservation on body and otoliths of *Maurolicus muelleri* and *Benthoosema glaciale*: *Sarsia*, v. 82, p. 95-102.
- KRISTOFFERSEN, J. B., AND SALVANES, A. G. V., 1998, Effects of formaldehyde and ethanol preservation on body and otoliths of *Maurolicus muelleri* and *Benthoosema glaciale*: *Sarsia*, v. 82, p. 95-102.
- KUCZYNSKI, L., TRYJANOWSKI, P., ANTCZAK, M., SKORACKI, M., AND HROMADA, M., 2003, Repeatability of measurements and shrinkage after skinning: the case of the Great Grey Shrike *Lanius excubitor*: *Bonner zoologische Beiträge*, v. 51(2/3), p. 127-130.

- KUCZYNSKI, L., TRYJANOWSKI, P., ANTCZAK, M., SKORACKI, M., AND HROMADA, M., 2003, Repeatability of measurements and shrinkage after skinning: the case of the Great Grey Shrike *Lanius excubitor*: *Bonner zoologische Beiträge*, v. 51(2/3), p. 127-130.
- KUROCHKIN E.N., DYKE, G.J., AND KARHU, A.A., 2002, A new Presbyornithid bird (Aves, Anseriformes) from the Late Cretaceous of Southern Mongolia: *American Museum Novitates*, v. 3368, 11 p.
- KUSHLAN, J.A., 1976, Feeding behavior of North American herons: *The Auk*, v. 93(1), p. 86-94.
- LANCASTER, N., 1989. *The Namib Sand Sea—Dune forms, processes, and sediments*. A.A. Balkema, Rotterdam, The Netherlands.
- LANE, B.A., 1987, *Shorebirds in Australia*: Nelson Publishers, Melbourne, 187 p.
- LEE, Y.-N., 2003, Dinosaur bones and eggs in South Korea: *Memoir of the Fukui Prefectural Dinosaur Museum*, v. 2, p. 113-121.
- LEE, J. I., AND LEE, Y. I., 2000, Provenance of the Lower Cretaceous Hayang Group, Gyeongsang Basin, southeastern Korea: Implications for continental-arc volcanism: *Journal of Sedimentary Research*, v. 70(1), p. 151-158.
- LEOPOLD, L. B., WOLMAN, M.G., AND MILLER, J.P., 1995, *Fluvial Processes in Geomorphology*: W.H. Freeman and Co., San Francisco, 522p.
- LI, D., AZUMA, Y., AND ARAKAWA, Y., 2002, A new Mesozoic bird track site from Gansu Province, China: *Memoir of the Fukui Prefectural Dinosaur Museum*, v. 1, p. 92-95.
- LI, J., BAI, Z., WEI, Q., 2011, *The Dinosaur Tracks from the Lower Cretaceous of Otog Qi, Inner Mongolia (in Chinese)*. Geological Publishing House, Beijing, 109 pp.

- LI, L., DUAN, Y., HU, D., WANG, L., CHENG, S., AND HOU, L., 2006, New eoenantiornithid bird from the Early Cretaceous Jiufotang Formation of western Liaoning, China: *Acta Geologica Sinica*, v. 80(1), p. 38-41.
- LI, J., LOCKLEY, M. G., BAI, Z., ZHANG, L., WEI, Q., DING, Y., MATSUKAWA, M., AND HAYASHI, K., 2009, New bird and small theropod tracks from the Lower Cretaceous of Otog Qi, Inner Mongolia, P. R. China: *Memoirs of Beijing Museum of Natural History*, v. 61, p. 51-79.
- LI, R., LOCKLEY, M. G., AND LIU, M., 2005, A new ichnotaxon of fossil bird track from the Early Cretaceous Tianjialou Formation (Barremian-Albian), Shandong Province, China: *Chinese Science Bulletin*, v. 50(11), p. 1149-1154.
- LI, D., SULLIVAN, C., ZHOU, Z., ZHANG, F., 2010, Basal birds from China: a brief review: *Chinese Birds*, v. 1(2), p. 83-96.
- LI, Y., ZHANG, Y. G., ZHOU, Z. H., LI, Z. H., LIU, D., AND WANG, X. L., 2011, New material of *Gansus* and a discussion of its habit (In Chinese, English abstract): *Vertebrata Palasiatica*, v. 49(4), p. 435-445.
- LIM, J.-D., MARTIN, L. D., ZHOU, Z., BAEK, K.-S., YANG, S.-Y., 2002, The significance of Early Cretaceous bird tracks in Zhou, Z. and Zhang, F., eds: *Proceedings of the 5th Symposium of the Society of Avian Paleontology and Evolution*, Beijing Science Press, pp. 157-163.
- LIM, J.-D., ZHOU, Z., MARTIN, L. D., BAEK, K.-S., AND YANG, S.-Y., 2000, The oldest known tracks of web-footed birds from the Early Cretaceous of South Korea: *Naturwissenschaften* v. 87(6), p. 256-259
- LIVEZEY, B. C., 1989, Morphometric patterns in Recent and fossil penguins (Aves: Sphenisciformes): *Journal of Zoology*, v. 219(2), p. 269-307.

- LOCKLEY, M.G., AND HARRIS, J., 2010, On the trail of early birds: A review of the fossil footprint record of avian morphological evolution and behavior, in Ulrich, P.K., and Willette, J.H., eds., Trends in Ornithological Research: Nova Publishers, Fargo, North Dakota, p. 1–63.
- LOCKLEY, M.G., CHIN, K., HOUCK, K., MATSUKAWA, M., AND KUKIHARA, R., 2009, New interpretations of *Ignotornis*, the first-reported Mesozoic avian footprints: Implications for the paleoecology and behavior of an enigmatic Cretaceous bird: Cretaceous Research, v. 30, p. 1041–1061.
- LOCKLEY, M. G., JANKE, P., and THEISEN, L., 2001, First reports of bird and ornithopod trackways from the Lakota Formation (Lower Cretaceous), Black Hills, South Dakota *in* Tanke, D. H. and Carpenter, K., eds, Mesozoic Vertebrate Life: Indiana University Press, Bloomington, p. 443-452.
- LOCKLEY, M.G., HOUCK, K., YANG, S.-Y., MATSUKAWA, M., AND LIM, S.-K., 2006a, Dinosaur-dominated footprint assemblages from the Cretaceous Jindong Formation, Hallyo Haesang National Park area, Goseong County, South Korea: Evidence and implications: Cretaceous Research, v. 27 p. 70–101.
- LOCKLEY, M. G., LIM, J.D., KIM, J.Y., KIM, K.S., HUH, M., HWANG, K.G., 2012, Tracking Korea's early birds: a review of Cretaceous avian ichnology and its implications for evolution and behavior: Ichnos, v. 19, p. 17-27.
- LOCKLEY, M. G., MATSUKAWA, M., OHIRA, H., LI, J., WRIGHT, J., WHITE, D., AND CHEN, P., 2006b, Bird tracks from Liaoning Province, China: New insights into avian evolution during the Jurassic-Cretaceous transition: Cretaceous Research, v. 27, p. 33-43.

- LOCKLEY, M. G., NADON, G., AND CURRIE, P. J., 2004, A diverse dinosaur-bird footprint assemblage from the Lance Formation, Upper Cretaceous, Eastern Wyoming: Implications for ichnotaxonomy: *Ichnos*, v. 11, p. 229-249.
- LOCKLEY, M.G., YANG, S.Y., MATSUKAWA, M., FLEMING, F., AND LIM, S.K., 1992, The track record of Mesozoic birds: Evidence and implications: *Philosophical Transactions of the Royal Society of London*, v. 336B, p. 113–134.
- LOMAX, D. R., AND RACAY, C. A., 2012, A long mortichnial trackway of *Mesolimulus walchi* from the Upper Jurassic Solnhofen lithographic limestone near Wintershof, Germany: *Ichnos*, v. 19(3), p. 175-183.
- LUCAS, A. M., AND STETTENHEIM, P. R., 1972, Avian Anatomy—Integument (Parts I and II): Agricultural Research Service, Washington, D.C., 750 p.
- MADERSON, P. F. A., HILLENIUS, W. J., HILLER, U., AND DOVE, C. C., 2009, Towards a comprehensive model of feather regeneration: *Journal of Morphology*, v. 270(10), p. 1166-1208.
- MANNING, P. L., EDWARDS, N. P., WOGELIUS, R. A., BERGMANN, U., BARDEN, H. E., LARSON, P. L., SCHWARZ-WINGS, D., EGERTON, V. M., SOKARAS, D., MORI, R. A., AND SELLERS, W. I., 2013, Synchrotron-based chemical imaging reveals plumage patterns in a 150 million year old early bird: *Journal of Analytical Atomic Spectrometry*, v. 28, p. 1024-1030.
- MARTIN, L. D., 1983, The origin and early radiation of birds in Brush, A. H., Clark, G. A. Jr eds: *Perspectives in ornithology: essays presented for the Centennial of the American Ornithologists' Union*, Cambridge University Press, Cambridge, pp. 291–338

- MARTIN, L. D., AND BENNET, D. K., 1977, The burrows of the Miocene beaver *Palaeocastor*, Western Nebraska, U.S.A.: *Palaeogeography, Palaeoclimatology, Palaeoecology*, v. 22, p. 173-193.
- MARTIN, L. D., AND TATE, J., 1976, The skeleton of *Baptornis adventus* (Aves: Hesperornithiformes) in Olson, S., ed: *Collected papers in avian paleontology honoring the 90th birthday of Alexander Wetmore*, pp. 35-66.
- MARTIN, L. D., ZHOU, Z., HOU, L., AND FEDUCCIA, A., 1998, *Confuciusornis sanctus* compared to *Archaeopteryx lithographica*: *Naturwissenschaften*, v. 85, p. 286-289.
- MARTIN, R. E., 1999, *Taphonomy: A Process Approach*: Cambridge University Press, Cambridge, 508 pp.
- MARUGÁN-LOBÓN, J., CHIAPPE, L. M., JI, S., ZHOU, Z., CHUNLING, G., HU, D., AND MENG, Q., 2011, Quantitative patterns of morphological variation in the appendicular skeleton of the Early Cretaceous bird *Confuciusornis*: *Journal of Systematic Paleontology*, v. 9(1), p. 91-101.
- MATSUKAWA, M., LOCKLEY, M. G., AND LI, J., 2006, Cretaceous terrestrial biotas of East ASia, with special reference to dinosaur-dominated ichnofaunas: towards a synthesis: *Cretaceous Research*, v. 27, p. 3-21.
- MAYR, G., 2006, A new raptorial bird from the Middle Eocene of Messel, Germany: *Historical Biology*, v. 18(2), p. 95-102.
- MCMANARA, M. E., 2013, The taphonomy of colour in fossil insects and feathers: *Palaeontology*, v. 56(3), p. 557-575.
- MEHL, M.G., 1931, Additions to the vertebrate record of the Dakota Sandstone: *American Journal of Society*, v. 21, p. 441-452.

- MELCHOR, R. N., AND SARJEANT, W.A.S., 2004, Small amphibian and reptile footprints from the Permian Carapacha Basin, Argentina: *Ichnos*, v. 11(1-2), p. 57-78.
- MELCHOR, R.N., BEDATOU, E., DE VALAIS, S., AND GENISE, J.F., 2006, Lithofacies distribution of invertebrate and vertebrate trace-fossil assemblages in an Early Mesozoic ephemeral fluvio-lacustrine system from Argentina: Implications for the Scoyenia ichnofacies: *Palaeogeography, Palaeoclimatology, Palaeoecology*, v. 239, p. 253–285.
- MELCHOR, R.N., BUCHWALDT, R., AND BOWRING, S., 2013, A Late Eocene date for Triassic bird tracks. *Nature*, v. 495, p. E1-E2.
- MELCHOR, R.N., CARDONATTO, M.C., AND VISCONTI, G., 2012, Palaeoenvironmental and palaeoecological significance of flamingo-like footprints in shallow-lacustrine rocks: An example from the Oligocene–Miocene Vinchina Formation, Argentina: *Palaeogeography, Palaeoclimatology, Palaeoecology*, v. 315-316, p. 181-198.
- MELCHOR, R.N., CARDONATTO, M.C., AND VISCONTI, G., 2012, Palaeoenvironmental and palaeoecological significance of flamingo-like footprints in shallow-lacustrine rocks: An example from the Oligocene–Miocene Vinchina Formation, Argentina: *Palaeogeography, Palaeoclimatology, Palaeoecology*, v. 315-316, p. 181-198.
- MESEGUER, J., FRANCHINI, S., PÉREZ-GRANDE, I., AND SANZ, J. L., 2005, On the aerodynamics of leading-edge high-lift devices of avian wings: *Proceedings of the Institution of Mechanical Engineers, Part G: Journal of Aerospace Engineering*, v. 219(1), p. 63-68.
- MEYERRIECKS, A.J., 1959, Foot-stirring behavior in herons: *The Wilson Bulletin*, v. 71(2), p. 153-158.

- MILÀN, J., AND BROMLEY, R. G., 2007, The impact of sediment consistency on track and undertrack morphology: Experiments with Emu tracks in layered cement: *Ichnos*, v. 15(1), p. 19-27.
- MILNER, R.C., LOCKLEY, M.G., AND KIRKLAND, J.I., 2006, A large collection of well-preserved theropod dinosaur swim tracks from the Lower Jurassic Moenave Formation, St. George, Utah: *New Mexico Museum of Natural History and Science Bulletin*, v. 37, p. 315-328.
- MORSCHHAUSER, E. M., VARRICCHIO, D. J., GAO, C., LIU, J., WANG, X., CHENG, X., MENG, Q., 2010, Anatomy of the Early Cretaceous bird *Rapaxavis pani*, a new species from Liaoning Province, China: *Journal of Vertebrate Paleontology*, v. 29(2), p. 545-554.
- NAGY, Z. T., 2010, A hands-on overview of tissue preservation methods for molecular genetic analyses: *Organisms Diversity and Evolution*, v. 10, p. 91-105.
- NIEDZWIEDZKI, G., SINGER, T., GIERLINSKI, G. D., AND LOCKLEY, M. G., 2012, A protoceratopsid skeleton with an associated track from the Upper Cretaceous of Mongolia: *Cretaceous Research*, v. 33, p. 7-10.
- NOFFKE, N., AND KRUMBEIN, W.E., 1999, A quantitative approach to sedimentary surface structures contoured by the interplay of microbial colonization and physical dynamics: *Sedimentology*, v. 46, p. 417-426.
- NUDDS, R. L., AND DYKE, G. J., 2010, Narrow primary feather rachises in *Confuciusornis* and *Archaeopteryx* suggest poor flight ability: *Science*, v. 328, p. 886-889.
- O'CONNOR, J. K., CHIAPPE, L. M., CHUONG, C.-M., BOTTJER, D. J., AND YOU, H., 2012, Homology and potential cellular and molecular mechanisms for the development of unique feather morphologies in early birds: *Geosciences*, v. 2, p. 157-177.

- O'CONNOR, J. K., SUN, C., XU, X., WANG, X., AND ZHOU, Z., 2012, A new species of *Jeholornis* with complete caudal integument: *Historical Biology*, v. 24(1), p. 29-41.
- O'CONNOR, J. K., WANG, X., CHIAPPE, L. M., GAO, C., MENG, Q., CHENG, X., AND LIU, J., 2009, Phylogenetic support for a specialized clade of Cretaceous enantiornithine birds with information from a new species: *Journal of Vertebrate Paleontology*, v. 29(1), p. 188-204.
- PAUL, G. S., 2010, Comment on "Narrow primary feather rachises in *Confuciusornis* and *Archaeopteryx* suggest poor flight ability: *Science*, v. 330, p. 320.
- PEREZ-TRIS, J., AND TELLERIA, J. L., 2001, Age-related variation in wing shape of migratory and sedentary Blackcaps *Sylvia atricapilla*: *Journal of Avian Biology*, v. 32(3), p. 207-213.
- PETERS, W. S., AND PETERS, D. S., 2009, Life history, sexual dimorphism, and 'ornamental' feathers in the Mesozoic bird *Confuciusornis sanctus*: *Biology Letters*, v. 6, p. 817-820.
- PETERS, W. S., AND PETERS, D. S., 2010, Sexual size dimorphism is the most consistent explanation for the body size spectrum of *Confuciusornis sanctus*: *Biology Letters*. v. 6, p. 531-532.
- PLATT, B. H., AND HASIOTIS, S. T., 2008, A new system for describing and classifying tetrapod tail traces with implications for interpreting the dinosaur tail trace record: *Palaios*, v. 23, p. 3-13.
- PROCTOR N. S., AND LYNCH, P. J., 1993, *Manual of Ornithology: Avian Structure and Function*: Yale University Press, New Haven and London, 340 p.
- PRUM, R. O., 1999, Development and evolutionary origin of feathers: *Journal of Experimental Zoology*, v. 285, p. 291-306.
- QUAMMEN, M.L., 1982, Influence of subtle substrate differences on feeding by shorebirds on intertidal mudflats: *Marine Biology*, v. 71(3), p. 339-343.

- RUBENSON, J., LLOYD, D. G., BESIER, T. F., DENHAM, B. H., AND FOURNIER, P. A., 2007, Running in ostriches (*Struthio camelus*): three-dimensional joint axes alignment and joint kinematics: *The Journal of Experimental Biology*, v. 210, p. 2548-2562.
- SARAKINOS, H. C., JOHNSON, M. L., AND VANDER ZANDEN, M. J., 2002, A synthesis of tissue-preservation effects on carbon and nitrogen stable isotope signatures: *Canadian Journal of Zoology*, v. 80, p. 381-387.
- SAVILE, D. B. O., 1957, Adaptive evolution in the avian wing: *Evolution*, v. 11(2), p. 212-224.
- SMITH, J. J., AND HASIOTIS, S. T., 2008, Traces and burrowing behaviors of the cicada nymph *Cicadetta calliope*: Neoichnology and paleoecological significance of extant soil-dwelling insects: *Palaios*, v. 23, p. 503-513.
- STIDHAM, T. A., AND MASON, J., 2009, A quick method for collecting modern small-scale ichnological and sedimentological structures: *Journal of Paleontological Techniques*, v. 4, p. 1-4.
- SUZANNA, K., AND HALL, S., 2005, Do nine-primaried passerines have nine or ten primaries? The evolution of a concept: *Journal of Ornithology*, v. 146, p. 121-126.
- SWENNEN, C., AND VAN DER BAAN, G., 1959, Tracking birds on tidal flats and beaches: *British birds*, v. 48, p. 15-18.
- SWENNEN, C., AND YU, Y.T., 2004, Notes on feeding structures of the Black-faced Spoonbill *Platalea minor*: *Ornithological Science*, v. 3, p. 119-124.
- SWENNEN, C., AND YU, Y.T., 2005, Food and feeding behavior of the Black-faced spoonbill: *Waterbirds*, v. 28(1), p. 19-27.

- TASKER, M.L., CAMPHUYSEN, C.J., COOPER, J., GARTHE, S., MONTEVECCHI, W.A., and BLABER, S.J.M., 2000, The impacts of fishing on marine birds: *ICES Journal of Marine Science*, v. 57, p. 531-547.
- VANDEN BERGE, J. C., AND ZWEERS, G. A., 1993, Myologia, in Baumel, J. J., King, A. S., Breazile, J. E., Evans, H. E., and Vanden Berge, J. C., eds: *Handbook of Avian Anatomy: Nomina Anatomica Avium (2nd Ed.)*, Publications of the Nuttall Ornithological Club, Cambridge, p. 189-247.
- WALKER, C. A., 1981, New subclass of birds from the Cretaceous of South America: *Nature*, v. 292, p. 51-53.
- WANG, C., HUANG, Y., AND ZHAO, X., 2009, Unlocking a Cretaceous geologic and geophysical puzzle: Scientific drilling of Songliao Basin in northeast China: *The Leading Edge*, March, 2009, p. 340-344.
- WANG, X., MCGOWAN, A. J., AND DYKE, G. J., 2011, Avian wing proportions and flight styles: first step towards predicting the flight modes of Mesozoic birds: *Plos One*, v. 6(12), e28672. doi:10.1371/journal.pone.0028672.
- WANG, X., NUDDS, R. L., AND DYKE, G. J., 2011, The primary feather lengths of early birds with respect to avian wing shape evolution: *Journal of Evolutionary Biology*, v. 24, p. 1226-1231.
- WELHAM, C.V.J, AND YDENBERG, R.C., 1988, Net energy versus efficiency maximizing by foraging ring-billed gulls: *Behavioral Ecology and Sociobiology*, v. 23, p. 75-82.
- WELLNHOFER, P., 2009, *Archaeopteryx: The icon of evolution (English edition)*: Verlag Dr. Freidrich Pfeil, Munich, 208 p.

- WILCOX, H. H., 1952, The pelvic musculature of the loon, *Gavia immer*: American Midland Naturalist, v. 48(3), p. 513-573.
- WILSON, R. E., AND MCCrackEN, K. G., 2008, Specimen shrinkage in Cinnamon Teal: The Wilson Journal of Ornithology, v. 120(2), p. 390-392.
- WOGELIUS, R. A., MANNING, P. L., BARDEN, H. A., EDWARDS, N. P., WEBB, M., SELLERS, W. I., TAYLOR, K. G., LARSON, P. L., DODSON, P., YOU, H., DAQING, L., AND BERGMAN, U., 2011, Trace metals as biomarkers for eumelanin pigment in the fossil record: Science, v. 333, p. 1622-1626.
- XING, L.-D., HARRIS, J. D., FENG, X.-Y. AND ZHANG, Z.-J., 2009, Theropod (Dinosauria: Saurischia) tracks from Lower Cretaceous Yixian Formation at Sihetun village, Liaoning Province, China, and possible track makers: Geological Bulletin of China, v. 28(6), p. 705-712.
- XING, L.D., HARRIS, J.D., JIA, C.K., LUO, Z.J., WANG, S.N., AND AN, J.F., 2011, Early Cretaceous bird-dominated and dinosaur footprint assemblages from the northwestern margin of the Junggar Basin, Xinjiang, China: Palaeoworld, v. 20, p. 308-321.
- XU, X., ZHOU, Z., WANG, X., KUANG, X., ZHANG, F., AND DU, X., 2003, Four-winged dinosaurs from China: Nature, v. 421, p. 335-340.
- YANG, S. Y., LOCKLEY, M.G., GREBEN, R., ERICKSON, B.R., AND LIM, S. K., 1995, Flamingo and duck-like bird tracks from the Late Cretaceous and early Tertiary: evidence and implications: Ichnos, v. 4, p. 21-34.
- ZEFFER, A., JOHANSSON, L. C., AND MARMEBRO, A., 2003, Functional correlation between habitat use and leg morphology in birds: Biological journal of the Linnean Society, v. 79, p. 461-484.

- ZHANG, F., ERICSON, P. G. P., AND ZHOU, Z., 2004, Description of a new enantiornithine bird from the Early Cretaceous of Hebei, northern China: *Canadian Journal of Earth Sciences*, v. 41, p. 1097-1107.
- ZHANG, F., HOU, L., AND LIAN, Q., 1998, Osteological microstructure of *Confuciusornis*: preliminary report: *Vetebrata Palasiatica*, v. 36(2), p. 126-135.
- ZHANG, F., ZHOU, Z., XU, X., WANG, X., AND SULLIVAN, C., 2008, A bizarre Jurassic maniraptoran from China with elongate ribbon-like feathers: *Nature*, v. 455, p. 1105-1108.
- ZHANG, Y.-G., 2004, Morphological characteristics and function of raptorial tarsometatarsus: *Chinese Journal of Zoology* (in Chinese with English abstract), v. 39(6), p. 27-32.
- ZHENG, X., 2009, *Niaolei Qiyuan (Avian Origins)* (In Chinese); Shandong Science and Technology Publishing Group, Jinan, China, 278 p.
- ZHENG, X., XU, X., ZHOU, Z., MIAO, D., AND ZHANG, F., 2010, Comment on "Narrow primary feather rachises in *Confuciusornis* and *Archaeopteryx* suggest poor flight ability": *Science*, v. 330, p. 320-c.
- ZHENG, X., ZHANG, Z., AND HOU, L., 2007, A new enantiornithine bird with four long rectrices from the Early Cretaceous of northern Hebei, China: *Acta Geologica Sinica*, v. 81(5), p. 703-708.
- ZHOU, Z., 2006, Evolutionary radiation of the Jehol Biota: chronological and ecological perspectives: *Geological Journal*, v. 41, p. 377-393.
- ZHOU, Z., AND FARLOW, J., 2001, Flight capability and habits of *Confuciusornis* in Gauthier, J. and Gall, L. F., eds: *New perspectives on the origin and early evolution of birds*:

- proceedings of the International Symposium in honor of John H. Ostrom, February 13-14, pp. 237-254.
- ZHOU, Z., AND HOU, L., 1998, *Confuciusornis* and the early evolution of birds: *Vertebrata Palasiatica*, v. 36(2), p. 136-146.
- ZHOU, Z., AND WANG, Y., 2010, Vertebrate diversity of the Jehol Biota as compared with other lagerstätten: *Science China Earth Sciences*, v. 53(12), p.1894-1907.
- ZHOU, Z., AND ZHANG, F., 2005, Discovery of an ornithurine bird and its implication for Early Cretaceous avian radiation: *Proceedings of the National Academy of Science*, v. 102(52), p. 18998-19002.
- ZHOU, Z., AND ZHANG, F., 2007, Mesozoic birds of China—a synoptic review: *Frontiers of Biology China*, v. 2(1), p. 1-14.
- ZHOU, Z., BARRETT, P. M., AND HILTON, J., 2003, An exceptionally preserved Lower Cretaceous ecosystem: *Nature*, v. 421, p. 807-814.
- ZHOU, Z., CLARKE, J., AND ZHANG, F., 2008, Insight into diversity, body size, and morphological evolution from the largest Early Cretaceous enantiornithine bird: *Journal of Anatomy*, v. 212, p. 565-577.

Appendix I

| | # | II-III | III-IV | II-IV | LII | LIII | LIV | WII | WIII | WIV | FL | FW | FL:FW | Hallux | R/L |
|------------|----|--------|--------|-------|-------|-------|-------|-------|------|------|-------|-------|-------|--------|-----|
| Trackway 1 | 1 | 60 | 37 | 97 | 23 | 38 | 34.5 | 7.7 | 9.5 | 5 | 48 | 57 | 0.842 | 17 | L |
| | 2 | 53 | 40 | 93 | 26 | 40 | 34.2 | 7 | 7.7 | 5.5 | 49.2 | 59.7 | 0.824 | 25 | R |
| | 3 | 87 | 40 | 127 | 21 | 33 | 24.7 | 9 | 6.2 | 4 | 40 | 62 | 0.645 | 14 | L |
| | 4 | 62 | 51 | 113 | 20.5 | 30 | 20 | 6.5 | 4.5 | 8.2 | 36.7 | 64.7 | 0.567 | 26.5 | R |
| | 5 | 80 | 56 | 136 | 12 | 35 | 17.5 | 10 | 11 | 8.2 | 46 | 48 | 0.958 | 19.5 | L |
| | 6 | 72 | 44 | 116 | 25 | 43 | 36 | 6 | 8.2 | 6.7 | 48.2 | 57 | 0.846 | 29.7 | R |
| | 7 | 84 | 53 | 137 | 26 | 30 | 29.7 | 13.7 | 9.2 | 7.7 | 46.5 | 64.7 | 0.719 | 14 | L |
| | 8 | 57 | 46 | 103 | 24.7 | 38.5 | 32.5 | 5.2 | 9.5 | 11.7 | 51.5 | 54 | 0.954 | 25.5 | R |
| | 9 | 51 | 99 | 160 | 21.2 | 26.2 | 20.7 | 10 | 12.5 | 5 | 45 | 56.7 | 0.794 | 18 | L |
| | 10 | 54 | 35 | 89 | 29 | 26 | 33.5 | 8 | 9 | 6 | 47.2 | 62.5 | 0.755 | 16 | R |
| | 11 | 58 | 46 | 104 | 24 | 39.5 | 22 | 13.7 | 7.2 | 5.7 | 48.5 | 59 | 0.822 | 36 | L |
| | 12 | 55† | 35 | 90 | 23 | 39.5† | 32.5† | 4.5 | 9.5 | 6† | 51.5† | 54† | 0.954 | 23.5 | R |
| | 13 | 65 | 56 | 121 | 22.2 | 28.5 | 29.2 | 7.5 | 6 | 7 | 51.2 | 61.2 | 0.837 | 21.7 | L |
| | 14 | 52 | 63 | 115 | 26.2 | 36.2 | 28.2 | 9.7† | 11.5 | 8.7 | 53.5 | 60.7 | 0.881 | 22.2 | R |
| | 15 | 46 | 58 | 104 | 20.5 | 36.2 | 33.5 | 8.5 | 9.5 | 6.5 | 57 | 61 | 0.934 | 31.5 | L |
| | 16 | 42 | 36 | 78 | 22.5 | 33 | 34.2 | 8.2 | 7 | 6.2 | 51.2 | 70.1 | 0.73 | 25.7 | R |
| | 17 | 78† | 58 | 136 | 28 | 35.5 | 23 | 6 | 11.2 | 10.5 | 47.5 | 52.5 | 0.905 | 32.7 | L |
| | 18 | 73 | 48 | 121 | 27.7 | 35.5 | 29.5 | 7.5 | 3.5 | 6 | 45 | 55.5 | 0.811 | 31.5 | R |
| | 19 | 46 | 32 | 78 | 14.5 | 30.5† | 29 | 8 | 7.2 | 6.5 | 41 | 50.1 | 0.818 | - | L |
| | 20 | 40 | 37 | 77 | 22.5 | 42† | 24.5 | 8 | 7 | 5 | 59† | 52.2 | 1.13 | 13.5 | R |
| | 21 | 22† | 48 | 70 | 25.5† | 35† | 27.5 | 6.5† | 10.5 | 12 | 46.5 | 59.2 | 0.785 | 30.2 | L |
| | 22 | 82 | - | - | 20.5* | 28 | 27† | 9 | 8.7 | - | 52 | 63.5† | 0.819 | 32.2 | R |
| Trackway 2 | # | II-III | III-IV | II-IV | LII | LIII | LIV | WII | WIII | WIV | FL | FW | FL:FW | Hallux | R/L |
| | 0 | 25 | 56 | 81 | 17.5 | 24.5 | 24.5 | 5.5 | 6.5 | 4.5 | 37.5 | 45.5 | 0.824 | 21.5 | L |
| | 1 | 35 | 53 | 88 | 15.5 | 27.5 | 26.5 | 10.5 | 8.2 | 5 | 44.2 | 48.5 | 0.911 | 17.5 | L |
| | 2 | 39 | 45 | 84 | 16.2 | 28.5 | 22.7 | 12.5 | 9 | 5 | 41 | 55 | 0.745 | 20.7 | R |
| | 3 | 42 | 60 | 102 | 21.2 | 29.2 | 28.2 | 9.2 | 6.7 | 6.2 | 44.5 | 51.2 | 0.869 | 19 | L |
| | 4 | 30 | 64 | 94 | 23.5 | 29.7 | 17.5 | 8 | 9 | 5.2 | 44.7 | 48.5 | 0.923 | 7.5 | R |
| | 5 | 35 | 74 | 109 | 22.7 | 25.5 | 22.5 | 6.5 | 9.5 | 6.2 | 41.5 | 52 | 0.798 | 24 | L |
| | 6 | 37† | 89 | 126 | 19 | 26.5 | 24.7 | 7.5 | 13 | 7 | 39.5 | 49.5 | 0.798 | - | R |
| | 7 | 26† | 94 | 120 | 17.5† | 33.5 | 17† | - | - | - | 42† | 50† | 0.84 | 27 | L |
| | 8 | 63 | 65 | 128 | 16.2 | 36.5† | 26.5 | 7 | 4 | 6.2 | 41† | 51.2 | 0.801 | - | R |
| | 9 | 40 | 59 | 119 | 19 | 24.5 | 19.5 | 6.5 | 8.5 | 4† | 43 | 50.7 | 0.848 | - | L |
| | 10 | 39† | 59 | 98 | 16† | 29.5 | 25.5† | 10.5† | 5.5† | 6.5 | 36.5† | 57 | 0.64 | 20 | R |
| | 11 | 67 | 20 | 87 | 19 | 30 | 29 | 5.2 | 7.5 | 5 | 43 | 46.7 | 0.921 | 27.2 | L |
| | 12 | 51 | 88 | 139 | 16.5 | 27.7 | 23.5 | 7 | 10.2 | 11 | 38.2 | 49 | 0.78 | 12.5 | R |
| | 13 | 26 | 71 | 97 | 21.2 | 29.7 | 22.2 | 5.5 | 8 | 5.5 | 38.9 | 52 | 0.794 | 13 | L |
| | 14 | 77 | 78 | 155 | 17.5 | 26.5 | 24.7 | 16.2 | 5.2 | 5.5 | 45.2 | 54 | 0.837 | 36 | R |
| | 15 | 51 | 55 | 106 | 15.7 | 28 | 20 | 10.5 | 6.2 | 7.7 | 39 | 44.2 | 0.882 | 21.2 | L |
| | 16 | 58 | 65 | 123 | 25 | 27 | 23.2 | 3.5 | 8.5 | 5.5 | 41.2 | 53 | 0.777 | 17.5 | R |
| | 17 | 39† | 91 | 130 | 18.5 | 19.2 | 20.5 | 5 | 5 | 7.5 | 34.7 | 40.5 | 0.857 | 19.2 | L |
| | 18 | 64 | 83 | 147 | 20.5 | 28.5 | 27 | 6 | 8 | 6.7 | 47.5 | 60 | 0.792 | - | R |
| | 19 | 44 | 59 | 103 | 16.5 | 22.5 | 24 | 6.2 | 8.7 | 5.7 | 39.7 | 50.7 | 0.783 | 19.5 | L |
| | 20 | 37 | 73 | 110 | 14.2 | 26.2 | 23 | 5.5 | 6 | 4 | 39 | 61 | 0.639 | 22.7 | R |
| | 21 | 30 | 79 | 109 | 20.2 | 25 | 25.5 | 12 | 11 | 3.5 | 37.2 | 63.5 | 0.586 | 20 | L |
| 22 | 36 | 86 | 122 | 13.5 | 24 | 19 | 7.2 | 14 | 8.2 | 36 | 45.2 | 0.796 | 7.5 | R | |
| 23 | - | - | - | 24† | - | - | - | - | - | - | - | - | - | 18.7 | L |
| Trackway 3 | # | II-III | III-IV | II-IV | LII | LIII | LIV | WII | WIII | WIV | FL | FW | FL:FW | Hallux | R/L |
| | 1 | 57 | 46 | 103 | 24.2 | 27.5 | 19 | 7 | 8.5 | 5.7 | 44.5 | 54.2 | 0.821 | 11.7 | R |
| | 2 | 50 | 45 | 95 | 21 | 36.5 | 29.5 | 6.5 | 12 | 7 | 50.5 | 58.2 | 0.868 | 10 | L |
| | 3 | 23† | 73 | 96 | 31 | 37 | 29 | 9 | - | - | 45 | 62 | 0.726 | 28.5 | R |
| | 4 | 42† | 52 | 94 | 21.2† | 29 | 23 | 6 | 5.5† | 6 | 39.5 | 64 | 0.617 | 11.5 | L |
| | 5 | 74† | 90 | 164 | 16† | 25.5* | 20.5 | 10.5† | 12.5 | 9.5 | 43.5 | 57.2 | 0.76 | 22.7 | R |
| | 6 | 62 | 64 | 126 | 20.5 | 22 | 20.5 | 9 | 16 | 12 | 42.7 | 60 | 0.712 | - | L |
| | 7 | 58 | 94 | 152 | 21.5† | 28.2 | 21.2 | 9.5 | 17.7 | 8.5 | 43 | 57.2 | 0.752 | - | R |
| | 8 | 41 | 57 | 98 | 22 | 34.7 | 28.5 | 3.5 | 14.5 | 7 | 43.2 | 57.5 | 0.751 | 23.5 | L |
| 9 | 61 | 67 | 128 | 26.5 | 30.5 | 16 | 7.7 | 9.2 | 5.5 | 43 | 56 | 0.768 | 14.5 | R | |

| | | | | | | | | | | | | | | | |
|------------|----|--------|--------|-------|--------|--------|-------|--------|-------|--------|--------|-------|-------|--------|-----|
| | 15 | 49 | 79 | 128 | 26.2 | 34.5 | 25.7 | 8.2 | 5.5 | 4.5 | 49 | 51 | 0.961 | 19.2 | R |
| | 16 | 51 | 76 | 127 | 23.2 | 31.5 | 24.5 | 4.7 | 13 | 7.5 | 41 | 51.7 | 0.793 | 7.7 | L |
| Trackway 4 | # | II-III | III-IV | II-IV | LII | LIII | LIV | WII | WIII | WIV | FL | FW | FL:FW | Hallux | R/L |
| | 1 | 61 | 46 | 107 | 24.5 | 35 | 33 | 9.5 | 7 | 6.2 | 47.2 | 61.5 | 0.767 | 29.7 | R |
| | 2 | 56 | 59 | 115 | 22 | 29.5 | 38.5 | 5.7 | 7.5 | 6 | 44.2 | 64 | 0.691 | 8.5 | L |
| | 3 | 88 | 76 | 164 | 15 | 25.5† | 24.5 | 5.5 | 6.5† | 3 | 37.2 | 50 | 0.744 | - | R |
| | 4 | 54 | 49 | 103 | 27.7 | 34.5† | 34 | 5.2 | 5.5 | 3 | 41.5 | 56 | 0.741 | 14.5 | L |
| | 5 | 91 | 41 | 132 | 12.7† | 34.5 | 32.5 | 6.5 | 5.5 | 5.5 | 44.5 | 55† | 0.809 | - | R |
| | 6 | 45 | 52 | 97 | 18.5 | 30 | 27 | 6.5 | 4.5 | 6 | 41 | 56.2 | 0.73 | 28 | L |
| | 7 | 71 | 43 | 114 | 22.5 | 38.7 | 31.5 | 5.5 | 5 | 5.5 | 48 | 60 | 0.8 | 15.2 | R |
| | 8 | 81 | - | - | 15.8 | 28.2* | - | - | - | - | 39.5 | - | - | 18.5 | L |
| | 9 | 48 | 41 | 89 | 22 | 27.2 | 30.5 | 8† | 4.5 | 4.5 | 42.2 | 62.7 | 0.673 | 12.5 | R |
| Trackway 5 | # | II-III | III-IV | II-IV | LII | LIII | LIV | WII | WIII | WIV | FL | FW | FL:FW | Hallux | R/L |
| | 1 | 51 | 55 | 106 | 22.5 | 31.7 | 24.5 | 6.2 | 5.2 | 3 | 43 | 46.7 | 0.921 | - | L |
| | 2 | 42 | 43† | 85 | 23* | 33† | 30.5* | 4* | 5 | 5.5* | 41.5* | 49.5* | 0.838 | - | R |
| | 3 | 57 | 50 | 107 | 20 | 32.2 | 23 | 5.2 | 8 | 6.5 | 48.5 | 60.5 | 0.802 | 23.7 | L |
| | 4 | 50 | 46 | 96 | 25.5 | 34.2 | 28.7 | 7.2 | 6 | 6 | 44 | 57.2 | 0.769 | 20.2 | R |
| | 5 | 42 | 53 | 95 | 20 | 30.5 | 29.2 | 6.7 | 5.7 | 5.7 | 39.5 | 57 | 0.693 | 20.5 | L |
| | 6 | 48† | 51 | 99 | 23.5 | 29.2† | 24† | 8.5 | 6.5† | 9.5† | 47† | 56.2 | 0.836 | 18.5 | R |
| | 7 | 43 | 55 | 98 | 26 | 35 | 27.7 | 8.5 | 7 | 4.5 | 40.5 | 57 | 0.711 | 18.7 | L |
| | 8 | 60 | 41 | 101 | 22.7 | 33.2 | 34.5 | 9.5 | 10 | 6.7 | 47.5 | 60 | 0.792 | 17.2 | R |
| | 9 | 48 | 61† | 109 | 16.5† | 22.7† | 25† | 9 | 6.7 | 8.5† | 41 | 60 | 0.683 | - | L |
| | 10 | 58 | 44 | 102 | 19 | 24.5 | 24 | 5 | 9.7 | 3.7 | 44.2 | 54.5 | 0.811 | 26.5 | R |
| | 11 | 41† | 59† | 100 | 28.5 | 36.5 | 34† | 7.2 | 8.5 | 9.5† | 45.2 | 56.2 | 0.804 | 35.2 | L |
| | 12 | 56 | - | - | 17 | 29.7 | 28† | 10 | 5 | - | 41 | 64 | 0.641 | 26.7 | R |
| | 13 | 25 | 51 | 76 | 25.2 | 35.2 | 37.5 | 9.5 | 6.2 | 5 | 49.5 | 60.2 | 0.822 | 26.2 | L |
| | 14 | 38 | 28† | 66 | 20.5 | 30 | - | 5.5 | 7.5 | - | 53 | - | - | 21.5† | R |
| | 15 | - | 56 | - | - | 37.5* | 21.7 | - | - | 7 | 53† | - | - | 29 | L |
| | 16 | 50† | 31† | 81 | 29* | 30.5† | 19* | 4.5 | 2.5 | 4.5 | - | - | - | - | R |
| Trackway 6 | # | II-III | III-IV | II-IV | LII | LIII | LIV | WII | WIII | WIV | FL | FW | FL:FW | Hallux | R/L |
| | 1 | - | - | - | - | 21.2 | - | - | - | - | - | - | - | - | L |
| | 2 | - | 93† | - | - | 22.2 | 12.8* | - | 8 | 3 | - | - | - | - | R |
| | 3 | - | - | - | - | 22 | 34.7 | 11.2 | 8.2 | - | 36.2 | - | - | - | L |
| | 4 | 4 | 71 | 75 | 22 | 24.5 | 21 | 7.5 | 9 | 5.2 | 37.5 | 39.5 | 0.949 | 8 | R |
| | 5 | 58 | 28 | 86 | 17 | 22 | 15 | 8 | 12.5 | 3.2 | 34 | 45.2 | 0.752 | 12.5 | L |
| | 6 | 50 | 47 | 97 | 26 | 29.7 | 27.2 | 8.5 | 11.2 | 5.2 | 43.2 | 48.5 | 0.891 | 17.5 | R |
| | 7 | 35 | 57 | 92 | 20.5 | 27.5 | 22.5 | 7 | 10.2 | 9 | 43 | 47.2 | 0.911 | 9.5 | L |
| | 8 | 50 | 61 | 111 | 17.5 | 27.5 | 23.5 | 7 | 8.5 | 10 | 50 | 53.5 | 0.935 | 13 | R |
| | 9 | 50 | 64 | 114 | 20.5 | 26.7 | 25 | 11.5 | 10.5 | 8.7 | 40 | 50.5 | 0.8 | 15.5 | L |
| | 10 | 36† | 68 | 104 | 20.5 | 28.5 | 29 | 7 | 8.5 | 3.5 | 48† | 45.5 | 1.05 | - | R |
| | 11 | 60 | 55 | 115 | 17 | 25.2 | 19 | 6.5 | 8.7 | 5.5 | 39 | 47.2 | 0.826 | 15.2 | L |
| KS049 | # | II-III | III-IV | II-IV | LII | LIII | LIV | WII | WIII | WIV | FL | FW | FL:FW | Hallux | R/L |
| | 1 | 54 | 37 | 91 | 25.85 | 40.47 | 27.66 | 6.37 | 8.46 | 4.44 | 41.64 | 44.62 | 0.933 | 16.49 | L |
| | 2 | | | | 22.11 | 32.77† | 16.7 | 4.46 | - | 7.64 | 38.85† | 46.69 | 0.832 | 15.28 | R |
| | 3 | 47 | 53 | 100 | 18.49 | 34.15 | 25.39 | 5.26 | 8.98 | 5.7 | 43.66 | 47.54 | 0.918 | 19.9 | L |
| GS021 | # | II-III | III-IV | II-IV | LII | LIII | LIV | WII | WIII | WIV | FL | FW | FL:FW | Hallux | R/L |
| | 1 | 24 | 66 | 90 | 33.22 | 39.34 | 36.37 | 10.84 | 9.04 | 14.59* | 52.35 | 59.91 | 0.874 | 32.63 | - |
| | 2 | 41 | 41 | 82 | 25.98 | 40.31 | 34.64 | 11.48 | 9.34 | 9.41 | 51.22 | 57.65 | 0.888 | 34.11 | - |
| | 3 | 44 | 25 | 69 | 35.46 | 39.04 | 31.49 | 11.45* | 5.89† | 7.66† | 43.09 | 61.6 | 0.7 | 25.48 | - |
| GS012 | # | II-III | III-IV | II-IV | LII | LIII | LIV | WII | WIII | WIV | FL | FW | FL:FW | Hallux | R/L |
| | 1 | 26 | 51 | 77 | 27.76† | 43.02† | 28.04 | - | 10.81 | 7.44 | 49.38 | 61.03 | 0.809 | 25.5 | L |
| GS018 | # | II-III | III-IV | II-IV | LII | LIII | LIV | WII | WIII | WIV | FL | FW | FL:FW | Hallux | R/L |
| | 1 | 75 | 79 | 154 | 24.4 | 25.96 | 23.82 | 10.31 | 6.85 | 5.35 | 33.9 | 59.47 | 0.57 | 22.58 | L |
| | 2 | 61 | 63 | 124 | 19.26 | 34.76 | 31.46 | 7.64 | 15.8 | 8.19 | 43.07 | 56.85 | 0.758 | 14.06 | R |
| | 3 | 47 | 72† | 119 | 22.32 | 29.05 | 30.93 | 12.2† | 11.41 | 12.58 | 40.19 | 60.95 | 0.659 | 27.95 | L |
| | 4 | 68 | 85 | 153 | 20.78 | 32.27 | 30.21 | 5.46 | - | 5.58 | 39.71 | 62.42 | 0.636 | 9.89* | R |
| | 5 | - | - | 166† | 24.36 | 22.85† | 33.72 | - | - | - | 38.95 | 57.86 | 0.673 | 31 | L |
| | 6 | 47 | 83† | 130 | 25.23 | 34.03 | 27.39 | 7.81 | 10.17 | - | 45.41 | 51.78 | 0.877 | 28.84 | R |

| | | | | | | | | | | | | | | | |
|--|---|--------|--------|-------|-------|--------|-------|-------|-------|-------|--------|-------|-------|--------|---|
| | 3 | 63 | 46 | 109 | 21.2 | 35.91 | 34.97 | 9.64 | 10.14 | 11.03 | 47.79 | 58.64 | 0.815 | 18.38 | R |
| | 4 | 30 | 76 | 106 | 32.14 | 25.7* | 31.6* | 7.7 | 8.6 | 12.17 | 45.24 | 60.56 | 0.747 | 27.73 | L |
| | 5 | 76 | 45 | 121 | 31.58 | 32.81* | 37.4 | 10.61 | 11.05 | 8.24 | 44.04 | 61.1 | 0.721 | 13.35 | R |
| | 6 | 64 | 39 | 103 | 18.84 | 37.36* | 34.16 | 4.86 | 11.43 | 6.87 | 49.01* | 56.31 | 0.87 | 29.72 | L |
| | | II-III | III-IV | II-IV | LII | LIII | LIV | WII | WIII | WIV | FL | FW | FL:FW | Hallux | |

Table 1: Single-track measurements taken of all spoonbill-like footprints (assigned to *Ignotornis gajinensis*) from the GISE. II=Toe II, III=Toe III, IV=Toe IV, LII=Length of toe II, LIII=length of toe III, LIV=length of toe IV, WII=width of toe II, WIII=width of toe III, WIV=width of toe IV, FL=foot length, FW=foot width, R=right, L=left. †=estimated length or width, *=digit impression that was incomplete, usually due to the broken edge of the slab. All measurements are in millimeters unless stated otherwise.

| KS064 | # | II-III | III-IV | II-IV | LII | LIII | LIV | WII | WIII | WIV | FL | FW | FL:FW | Hallux | L/R |
|-------------|----|--------|--------|-------|-------|------|-------|------|------|------|------|-------|-------|--------|-----|
| | 1 | 61 | 50 | 111 | 12 | 21.2 | 13.2 | 3 | 3.5 | 2.5 | 25 | 31.7 | 0.789 | - | R |
| | 2 | 89 | 54 | 143 | 10.5 | 16.7 | 17 | 7.2 | 4.5 | 3 | 19.5 | 35.2 | 0.554 | - | R |
| | 3 | 54 | 70 | 124 | 11.7 | 18 | 16.2 | 4 | 2.7 | 3 | 26.2 | 35.5 | 0.738 | - | R |
| | 4 | 73 | 41 | 114 | 13† | 20 | 18.2 | 2.5 | 4.2 | 5 | 25.5 | 36 | 0.708 | - | L |
| | 5 | 57 | 42 | 99 | 10.5 | 20.2 | 18.2 | 2.5 | 3.2 | 2 | 22.2 | 34.2 | 0.649 | 7.2 | R |
| | 6 | 61 | 60 | 121 | 11.9 | 20.5 | 12.2 | 3.5 | 2.2 | 3 | 22 | 30.2 | 0.728 | - | R |
| | 7 | 40 | 64 | 104 | 14.5 | 19 | 14 | 4.2 | 2.5 | 4 | 24.5 | 28.2 | 0.869 | 5 | L |
| | 8 | 57 | 39† | 96 | 12.7† | 18.9 | 16.5† | 4 | 4.5 | 5.2 | 23.9 | 36.2† | 0.677 | 10† | L |
| | 9 | 36 | 52 | 88 | 12.7 | 22.7 | 16.5 | 5.2 | 3.2 | 6.2 | 28.2 | 29.5 | 0.956 | 12 | L |
| | 10 | 48 | 48 | 96 | 12.9 | 18.5 | 16.7 | 4 | 6 | 5 | 28.7 | 28.5 | 1.01 | 13.5 | R |
| | 11 | 48 | 63 | 111 | 9.7 | 20.5 | 18 | 2.2 | 1.5 | 3.5 | 28 | 30.2 | 0.927 | - | L |
| | 12 | 47 | 44 | 91 | 15 | 25.2 | 19 | 3.5 | 3 | 3.5 | 30 | 34.2 | 0.877 | 5.5 | R |
| | 13 | 40 | 81 | 121 | 12.2 | 15.2 | 13.2 | 3.9 | 3 | 4 | 23.2 | 36.5 | 0.636 | - | L |
| | 14 | 49 | 52 | 101 | 16.2 | 22 | 15.5† | 4 | 4 | 2.9 | 30 | 34.5 | 0.87 | - | L |
| | 15 | 65† | 60 | 125 | 14† | 19.5 | 13.5 | 2.9 | 1.9 | 3.2 | 23.7 | 30.5 | 0.777 | - | R |
| | 16 | 38 | 45 | 83 | 10.5 | 15.5 | 14.5 | 3.2 | 3.2 | 3.2 | 20.5 | 28.7 | 0.714 | 3? | R |
| | 17 | 32 | 75 | 107 | 7.7† | 14.7 | 12.5 | 3.7† | 2 | 4 | 18.2 | 29.9 | 0.609 | - | R |
| | 18 | 47 | 41 | 88 | 9.5* | 11 | 11 | 2.2† | 3 | 3 | 16.2 | 21.2 | 0.764 | - | L |
| | 19 | 39 | 56 | 95 | 14 | 18.2 | 15.2 | 5.7 | 2.2 | 1.5 | 24.7 | 30.5 | 0.81 | - | R |
| | 20 | 61 | 27† | 88 | 17.2 | 21.5 | 14.2† | 3.9 | 3.2 | 3.2 | 24.5 | 36† | 0.681 | - | L |
| | 21 | 73 | 45 | 118 | 13.5 | 20 | 19.9 | 4.5 | 3.5 | 4.5 | 25 | 41.5 | 0.602 | - | R |
| | 22 | 52 | 58 | 110 | 18.5 | 20.5 | 14.2 | 4.5 | 2.2 | 2.9 | 29.2 | 40.9 | 0.714 | 8.5 | L |
| | 23 | 39 | 49 | 88 | 8.7† | 14 | 9.5 | 3 | 3.5 | 1.2 | 24.2 | 26.5 | 0.913 | 10.5 | R |
| | 24 | 61 | 53 | 114 | 15.5 | 18† | 17 | 4 | 4 | 3 | 27 | 41.9 | 0.644 | 10.5 | R |
| | 25 | 56 | 60 | 116 | 19 | 21.2 | 20.2 | 3.5 | 3.5 | 3 | 30.2 | 39 | 0.774 | 6.2 | L |
| | 26 | 65 | 46 | 111 | 15.7 | 22.2 | 20 | 4 | 3.9 | 3.9 | 26.7 | 42 | 0.636 | 9 | R |
| | 27 | 64 | 47 | 111 | 12.5 | 18.5 | 15.5 | 3 | 4 | 3 | 26.2 | 36 | 0.728 | - | L |
| | 28 | 111 | 37 | 148 | 7.5 | 19.2 | 14.5 | 2 | 3 | 2.2 | 23.5 | 28.2 | 0.833 | 11.5 | R |
| | 29 | 76 | 36 | 112 | 7.2 | 16.2 | 10.5 | 3.7 | 2.7 | 3.5 | 22.9 | 25.2 | 0.909 | 9.5 | L |
| | 30 | 61 | 51 | 112 | 8.2 | 18.9 | 12.5 | 2.5 | 4.2 | 2.5 | 27 | 29 | 0.931 | 7.2 | R |
| | 31 | 47 | 60† | 107 | 17† | 21.5 | 12.7 | 2.2 | 7.2† | 5† | 26.2 | 32 | 0.819 | 11 | L |
| | 32 | 83† | 46 | 129 | 8† | 16.5 | 12.9 | 2.5 | 2.5 | 2.5† | 21.2 | 25.2† | 0.841 | - | R |
| NHC-IC-002A | # | II-III | III-IV | II-IV | LII | LIII | LIV | WII | WIII | WIV | FL | FW | FL:FW | Hallux | L/R |
| | 1 | 73 | 44 | 120 | 14.5 | 20.5 | 16.5 | 5 | 4 | 4.5 | 25 | 35 | 0.714 | 7 | R |
| | 2 | 60 | 41 | 101 | 21.5† | 24 | 20 | 8.5 | 4 | 7.5 | 29 | 38† | 0.763 | 12 | R |
| | 3 | - | 78 | - | - | 20* | 13* | - | 4.5 | 2.5 | - | - | - | - | L? |
| | 4 | 46 | 84 | 130 | 11.5 | 13 | 17.5 | 2.5 | 3 | 4 | 21 | 32 | 0.656 | - | R |
| | 5 | 71 | 70 | 141 | 13 | 18† | 15 | 2.5 | 2.5 | 2 | 23† | 32 | 0.719 | 5 | L |
| | 6 | 44 | 71 | 115 | 16 | 22 | 12 | 2 | 4 | 2 | 23.5 | 26 | 0.904 | 10 | R |
| | 7 | 56 | - | - | 15 | 24 | - | 6 | 3 | - | 33 | - | - | 6.5 | R |
| | 8 | 70 | 58 | 128 | 14 | 20 | 18 | 5 | 4 | 2.5 | 25 | 38 | 0.658 | 13 | L |
| | 9 | 45 | 126 | 171 | 10.5 | 23.5 | 20 | 5.5 | 3 | 2.5 | 26 | 31 | 0.839 | 11 | L |
| | 10 | 40 | 65 | 105 | 16.5 | 20 | 20 | 3 | 3 | 2 | 25 | 40 | 0.625 | 5.5 | R |
| | 11 | 67 | 73 | 140 | 14 | 15 | 17.5 | 6 | 3 | 2.5 | 23 | 37 | 0.621 | 6.5 | L |
| | 12 | 50 | 74 | 124 | 13 | 17 | 15 | 4.5 | 2 | 3 | 24 | 27.5 | 0.873 | - | L |
| | 13 | 83 | 42 | 125 | 12.5 | 17 | 14.5 | 3.5 | 2.5 | 3 | 21 | 30 | 0.7 | 10.5 | R |
| | 14 | 67 | 52 | 119 | 14 | 20 | 15 | 4 | 2 | 3.5 | 25 | 32.5 | 0.769 | 6 | L |
| | 15 | 56 | 62 | 118 | 13 | 21.5 | 17.5 | 6 | 4 | 4.5 | 25 | 34 | 0.735 | 3.5 | R |
| | 16 | 61 | 68 | 129 | 15 | 18 | 21 | 4 | 1.5 | 3.5 | 26 | 38.5 | 0.675 | 9.5 | R |
| | 17 | 65 | 53 | 118 | 16 | 15 | 17 | 5 | 3 | 3 | 20 | 36.5 | 0.548 | 6.5 | L |
| | 18 | 73 | 58 | 131 | 11 | 19 | 18 | 4.5 | 3 | 3 | 24 | 34 | 0.706 | - | R |

| | | | | | | | | | | | | | | | |
|-------------|----|--------|--------|-------|-------|-------|------|------|------|-----|-------|-------|-------|--------|-----|
| | 19 | 64 | 78 | 142 | 10.5 | 15 | 16.5 | 5 | 3.5 | 3.5 | 23.5 | 31.5 | 0.746 | 7.5 | L |
| | 20 | 73 | 45 | 118 | 19 | 23 | 20.5 | 6 | 4.5 | 3 | 30 | 44 | 0.682 | 9 | R |
| | 21 | 62 | 61 | 123 | 12 | 18† | 13.5 | 4.5 | 1.5 | 3.5 | 24 | 35 | 0.686 | 11† | L |
| | 22 | 63 | 72 | 135 | 12 | 17 | 19 | 4 | 4 | 3.5 | 24 | 24.5 | 0.98 | - | L |
| | 23 | 71 | 110 | >180 | 16 | 20.5 | 19 | 4.5 | 3 | 3 | 26 | 37.5 | 0.693 | 5.5 | R |
| | 24 | 51 | 55 | 106 | 13.5 | 22 | 12.5 | 4.5 | 9 | 3.5 | 24 | 32.5 | 0.738 | 5.5 | L |
| | 25 | 72 | - | - | - | 18.5† | 12.5 | - | 5 | 3 | - | - | - | 9.5 | R |
| | 26 | 59 | 40 | 119 | 11† | 19 | 15.5 | 2 | 3 | 2 | 26 | 29† | 0.897 | 4 | R |
| | 27 | 63 | 67 | 130 | 11 | 17 | 16 | 4 | 3.5 | 4.5 | 22 | 38 | 0.579 | - | L |
| | 28 | 51 | 43 | 114 | 11.5* | 23.5 | 19.5 | 2.5 | 3 | 2 | 26 | 34 | 0.765 | - | R |
| | 29 | 77 | 53 | 130 | 14 | 17.5 | 18 | 2.5 | 2 | 3.5 | 25 | 38 | 0.658 | 10 | R |
| | 30 | 46 | 70 | 116 | 17 | 22 | 19 | 5 | 3 | 2 | 25 | 39 | 0.641 | - | L |
| | 31 | 45 | 69 | 134 | 8.5† | 20 | 18.5 | 5 | 2 | 4 | 23.5 | 33 | 0.712 | - | R |
| | 32 | 86 | 50 | 136 | 13 | 19.5 | 12 | 1.5 | 1 | 2 | 24 | 33 | 0.727 | 8.5 | R |
| | 33 | 59 | 65 | 124 | 9 | 23 | 16 | 5 | 2 | 3 | 25 | 35 | 0.714 | 6 | L |
| | 34 | 31 | 49 | 80 | 15.5 | 23 | 16.5 | 3 | 5 | 3 | 26.5 | 36 | 0.736 | 7 | R |
| | 35 | 69 | 71 | 140 | 18 | 21.5 | 16 | 4 | 2 | 4 | 26 | 36 | 0.722 | 6 | L |
| | 36 | 56 | 82 | 138 | 19 | 20 | 21 | 4.5 | 4.5 | 4 | 26 | 48 | 0.542 | 10.5 | R |
| | 37 | 64 | 78 | 142 | 14 | 13 | 15.5 | 3.5 | 2 | 2.5 | 21 | 38 | 0.553 | - | R |
| | 38 | 61 | 38 | 119 | 10 | 23 | 20 | 3 | 2 | 4.5 | 24 | 29 | 0.828 | - | L |
| | 39 | 86 | 60 | 146 | 17 | 20.5 | 15 | 8 | 2.5 | 3.5 | 27 | 39 | 0.692 | 4.5 | L |
| | 40 | 82 | 51 | 133 | 14 | 20 | 13.5 | 9.5 | 7 | 8 | 25 | 41 | 0.61 | - | L |
| | 41 | 48 | 55 | 103 | 13 | 20 | 19 | 6.5 | 3 | 3 | 29 | 32 | 0.906 | 4.5 | R |
| | 42 | 55 | 56 | 111 | 16 | 20 | 17.5 | 2.2 | 3.2 | 4.5 | 23 | 34.2 | 0.673 | - | R |
| | 43 | 63 | 75 | 148 | 15.5 | 20 | 16.7 | 6 | 3.5 | 4 | 28 | 38.7 | 0.724 | 9 | R |
| | 44 | 46 | 72 | 118 | 7.7 | 17.5 | 14.5 | 4.2 | 3 | 3.7 | 22.2 | 34.5 | 0.643 | 18.5 | L |
| | 45 | 88 | 63 | 151 | 12 | 12.5 | 10 | 3 | 3.5 | 5 | 17.7 | 24.5 | 0.722 | 4.5 | L |
| | 46 | 75 | 65 | 140 | 17 | 17 | 18 | 5 | 3.2 | 3.5 | 24.5 | 39.5 | 0.62 | 10.5 | R |
| | 47 | 54 | 56 | 111 | 14 | 19 | 21 | 5.5 | 3.2 | 4 | 23 | 36 | 0.639 | 5.2 | L |
| | 48 | 71 | 59 | 130 | 19.2 | 18 | 19.2 | 6.2 | 1.5 | 2.2 | 24.2 | 42.2 | 0.573 | 14 | L |
| | 49 | 59 | 85 | 144 | 8.5 | 17 | 13.2 | 4 | 4.2 | 3 | 21 | 37.5 | 0.56 | - | R |
| | 50 | 56 | 64 | 120 | 13.7 | 19.5 | 16 | 4 | 3 | 3 | 24.7 | 34.2 | 0.722 | 4 | L |
| | 51 | 55† | 64 | 119† | 12.7 | 15* | - | 3 | 3.5 | - | - | - | - | - | R |
| | 52 | 48 | 34 | 82 | 10.5 | 17 | 17.2 | 4 | 2 | 2.5 | 21 | 25 | 0.84 | 8 | R |
| NHC-IC-003a | # | II-III | III-IV | II-IV | LII | LIII | LIV | WII | WIII | WIV | FL | FW | FL:FW | Hallux | L/R |
| | 1 | 34 | 62 | 96 | 13.2 | 14* | 16.2 | 5.5 | 6.7† | 5† | 19* | 39.5 | 0.481 | 13 | R |
| | 2 | 63 | 43 | 106 | 13.7 | 17.7 | 17 | 5.2 | 2.7 | 5.5 | 26 | 37.2 | 0.699 | 6.5 | L |
| | 3 | 47† | 71 | 118 | 12† | 16.2 | 16.2 | 4.5† | 5.5 | 3.5 | 27.2 | 32.5† | 0.837 | 4 | R |
| | 4 | 60 | 49 | 109 | 13 | 18.2 | 13.7 | 4.5 | 3 | 4.2 | 25 | 28.5 | 0.877 | - | L |
| | 5 | 42 | 111 | 153 | 14.5 | 18.5 | 10 | 1.5 | 3.5 | 2.2 | 19.5 | 28 | 0.696 | 8.5† | R |
| | 6 | 74 | 47 | 121 | 15.7 | 17.5 | 13 | 2.7 | 3 | 2 | 25 | 33 | 0.756 | 6.7 | R |
| | 7 | 62 | 51 | 113 | 11 | 15.2 | 14 | 1.7 | 5 | 2.5 | 22.2 | 36 | 0.617 | - | R |
| | 8 | 67 | 38 | 105 | 12 | 19.2 | 15.5 | 2 | 3 | 2.2 | 25 | 34.5 | 0.725 | - | L |
| | 9 | 53 | 57 | 110 | 15.5 | 15.5* | 19 | 3.2 | 1.5 | 3 | 25.5† | 32 | 0.797 | 6 | R |
| | 10 | 55 | 59 | 114 | 13† | 22 | 15.7 | 3.7† | 3 | 5.2 | 25 | 27† | 0.926 | - | L? |
| | 11 | 64 | 58 | 122 | 11.2 | 18.2† | 15 | 4.2 | 5.5 | 7 | 24† | 32.5 | 0.738 | - | L |
| | 12 | 43 | 64 | 107 | 12 | 17.5 | 17.2 | 3.7 | 3 | 4.5 | 23.5 | 30.5 | 0.77 | 5.7* | L |
| | 13 | 18 | 74 | 92 | 16.5 | 24.7 | 18 | 5.2 | 6.2 | 4.5 | 34.5 | 33.5 | 1.03 | 8† | R |
| | 14 | 44 | 53 | 97 | 10.5† | 18 | 14.7 | 4.5 | 2.5 | 9.5 | 27.7 | 30† | 0.923 | 12 | L |
| | 15 | 63 | 52 | 115 | 15 | 17 | 13.5 | 5.7 | 3.5 | 4.5 | 23.5 | 34 | 0.691 | 7.5 | R |
| | 16 | 49 | 44 | 93 | 12.5 | 15.5 | 13 | 3 | 3.7 | 2 | 22.2 | 28.5 | 0.779 | 9.2 | L |
| | 17 | 73 | 79 | 152 | 13.2 | 14.5 | 17.7 | 4.5 | 3 | 4 | 18.2 | 37 | 0.492 | - | L |

| | | | | | | | | | | | | | | | |
|------------|----|--------|--------|-------|--------|--------|--------|-------|------|-------|-------|--------|-------|--------|-----|
| | 18 | 55 | 47 | 102 | 10 | 16.5 | 12.5 | 2 | 1.2 | 3 | 23.5 | 27 | 0.87 | 7 | L |
| | 19 | 74 | 54 | 138 | 11 | 18.2 | 15 | 9 | 2 | 3 | 21.2 | 31.5 | 0.673 | 14.2 | R |
| | 20 | 65 | 86 | 151 | 11 | 17.7 | 16.5 | 5.5 | 3 | 5.5 | 25.2 | 33 | 0.764 | - | L |
| | 21 | 55 | 79 | 134 | 15.5 | 15 | 12.2 | 2.5 | 3.7 | 3.7 | 21.2 | 37 | 0.573 | 6 | R |
| | 22 | 44 | 53 | 97 | 12.5 | 24† | 14.2 | 2.2 | 3† | 3.5 | 27.7 | 27.2 | 1.02 | 9 | R |
| | 23 | 51 | 69 | 120 | 10 | 17 | 14.7 | 3 | 3.2 | 3 | 25.5 | 30 | 0.85 | - | R |
| | 24 | 58 | 52 | 110 | 8.5* | 18 | 15 | 4 | 3 | 2.5 | 22 | 33.5* | 0.657 | - | L |
| | 25 | 98 | 54 | 152 | 13.5 | 9.7† | 19 | 3.5 | 5 | 3.2 | 22† | 35 | 0.629 | 12 | L |
| | 26 | 62 | 47 | 109 | 13.7 | 17.2 | 15.5 | 4.5 | 2.5 | 3 | 22.2 | 32.5 | 0.683 | 5.2 | L |
| | 27 | 50 | 66 | 116 | 13.7 | 16.5 | 18.2 | 4.5 | 1.5 | 5.5 | 27.2 | 36.5 | 0.745 | - | R |
| | 28 | 57 | 49 | 106 | 11 | 17 | 15.5 | 3.2 | 2.5 | 4.7 | 22 | 28 | 0.786 | 9.2 | L |
| | 29 | 62† | 36 | 98 | 13.3† | 16.2† | 17.5 | ? | 2.7 | 2.5 | 20.7† | 32† | 0.647 | 10.2 | R |
| | 30 | 35 | 69 | 104 | 13.5 | 15.5 | 13.2 | 4 | 4 | 3 | 25.2 | 30.2 | 0.834 | 10 | L |
| | 31 | 65 | 50 | 115 | 14 | 18.7 | 17.2 | 4 | 3.5 | 3.2 | 25 | 33.5 | 0.746 | - | R |
| | 32 | 46 | 81 | 127 | 13 | 16.7 | 14 | 3.5 | 4.5 | 3.2 | 23 | 34.2 | 0.673 | - | R |
| | 33 | 31 | 64 | 95 | 13 | 20.5 | 19 | 3.5 | 3.5 | 2.2 | 30.5 | 33.5 | 0.91 | 6.2 | L |
| | 34 | 40 | 49 | 89 | 12.5 | 20.5 | 16.5† | 3 | 3.5 | 3 | 29 | 36† | 0.806 | - | L |
| | 35 | 62 | 70 | 13.2 | 9.2 | 15 | 11 | 3.7 | 3.7 | 3.2 | 21 | 30.5 | 0.689 | - | R |
| | 36 | 54 | 59 | 113 | 10 | 14.5 | 13 | 3.7† | 2 | 3 | 20.2 | 33 | 0.612 | 10 | R |
| | 37 | 73 | 53 | 126 | 12.5 | 19.5 | 14.2† | 3.5 | 1.2 | 2 | 26.5 | 30† | 0.883 | - | L |
| | 38 | 44 | 55 | 99 | 12 | 14 | 11.5 | 2.5 | 2.7 | 2.2 | 19.5 | 27.2 | 0.717 | 5.5 | L |
| | 39 | 59 | 71 | 130 | 10.2 | 18 | 13* | 4.5 | 2.7 | 3.5 | 26 | 28.2† | 0.923 | 8 | L |
| | 40 | 48 | 50 | 98 | 11.2 | 18.2 | 17.5 | 5 | 3.7 | 3.5 | 26.5 | 29.2 | 0.908 | 7.5 | L |
| | 41 | 45 | 106 | 151 | 10.5† | 18.2 | 17.2 | 2.7 | 2 | 2.5 | 22.5 | 31.2 | 0.721 | 8.2 | L |
| | 42 | 62 | 61 | 123 | 12 | 19.7 | 13 | 3.5 | 4.7 | 2.5 | 22 | 31 | 0.71 | - | R |
| | 43 | 55 | 55 | 110 | 12.5 | 19 | 18 | 2.2 | 2.7 | 3.7 | 25.2 | 28 | 0.9 | 10.5 | R |
| | 44 | 76 | 48 | 124 | 11.2 | 17.2 | 13 | 4.7 | 2.5 | 4.7 | 26 | 29 | 0.897 | 8.7 | R |
| | 45 | 61 | 58 | 119 | 9 | 11 | 12 | 3 | 5 | 3.5 | 19.5 | 26.7 | 0.73 | 5 | R |
| | 46 | 55 | 73 | 128 | 6.2 | 17.5 | 13 | 2.2 | 2.2 | 1.7 | 22 | 26.7 | 0.824 | 6 | L |
| | 47 | 59 | 49 | 108 | 12 | 21 | 13 | 1.5 | 2.2 | 2.2 | 26.5 | 29 | 0.914 | 7 | L |
| | 48 | 96 | 40 | 136 | 8 | 13 | 13 | 2.2 | 3.7 | 2.5 | 18.5 | 32.2 | 0.574 | 10.2 | R |
| | 49 | 71 | 84 | 155 | 8.2 | 21.5 | 15.2 | 6 | 3.5 | 4.5 | 26 | 29 | 0.897 | 8.2 | L |
| | 50 | 50† | 39 | 89 | - | 20.5 | 13.5 | - | 3.2 | 3.2 | 24.2 | - | - | - | R |
| | 51 | 64 | 53 | 119 | 13.5 | 20 | 17 | 2.5 | 2.5 | 3 | 26.5 | 32 | 0.828 | 10.7 | R |
| | 52 | 78 | 45 | 123 | 10.5 | 18.2 | 19 | 3.2 | 1.7 | 4 | 25 | 34 | 0.735 | - | L |
| | 53 | 52 | 65 | 117 | 10.5 | 20.7 | 17 | 2 | 1.5 | 4.5 | 23.5 | 34 | 0.691 | - | R |
| | 54 | 80 | 65 | 145 | 9 | 13 | 11.7 | 3 | 2 | 2 | 20 | 30 | 0.667 | - | R |
| | 55 | 60 | 49 | 109 | 10 | 14.5 | 10 | 4 | 4 | 1.7 | 20.5 | 28.5 | 0.719 | - | R |
| | 56 | 55 | 50 | 105 | 13 | 18 | 13.5* | 2.5 | 4 | 3.2 | 25.5 | 27.7* | 0.92 | 2.2 | R |
| | 57 | 50 | 71 | 121 | 13.7 | 17 | 11† | 11 | 2.5 | 4 | 25.7 | 27.2† | 0.945 | 11.5 | R |
| | 58 | 45 | 64 | 109 | 12 | 19.5 | 14 | 4 | 4 | 6.5 | 24 | 32 | 0.75 | - | R |
| | 59 | 66† | 34 | 100 | 10.5* | 20.7 | 14 | - | 4 | 2.5 | 25.7 | - | - | - | L |
| | 60 | 89 | 49 | 138 | 18.7 | 18.5 | 15 | 2.5 | 3 | 2.7 | 23 | 31 | 0.742 | 5.5 | L |
| NHC-IC-004 | # | II-III | III-IV | II-IV | LII | LIII | LIV | WII | WIII | WIV | FL | FW | FL:FW | Hallux | R/L |
| | 1 | 65 | 85 | 150 | 15.91 | 17.71* | 16 | 2.67 | 3.85 | 6.08 | 23.87 | 39.42 | 0.606 | - | R |
| | 2 | 66 | 69 | 135 | 13.96 | 20.74 | 18.93 | 4.07 | 2.73 | 3.85 | 25.78 | 38.6 | 0.668 | - | L |
| | 3 | 66 | 70† | 136 | 19.03 | 25.04 | 17.49* | 7.88 | 6.17 | 4.34† | 30.33 | 35.96* | 0.843 | 13.55 | R |
| | 4 | 76 | 69 | 145 | 17.73 | 16.97† | 18.86 | 3.9 | 3.58 | 5.32† | 23.22 | 42.78 | 0.543 | 13.69 | L |
| | 5 | 64 | 68 | 134 | 15.84* | 21 | 19.27 | 5.59† | 4.52 | 5.92 | 26.97 | 38.77† | 0.696 | - | L |
| | 6 | 74 | 51† | 125 | 15.64† | 18.82 | 16.13 | 3.51 | - | 4.83† | 26.11 | 31.5 | 0.829 | - | L |

| | | | | | | | | | | | | | | | |
|--|----|--------|--------|-------|--------|--------|--------|------|------|------|-------|-------|-------|--------|-----|
| | 7 | 47 | 49 | 96 | 15.35 | 23.01 | 18.95 | 7.52 | 4.49 | 1.99 | 29.81 | 33.27 | 0.896 | 8.2 | R |
| | 8 | 82 | 45 | 127 | 14.01 | 19.77 | 19.83† | 4.22 | 1.29 | 1.42 | 24.89 | 37.01 | 0.673 | 7.58 | L |
| | 9 | 34 | - | - | 9.61* | 20.67* | 1.53* | 3.91 | 3.53 | - | - | 29.92 | - | - | L |
| | 10 | 43† | 50 | 93 | 17.06† | 19.94 | 16.8 | <1 | 3.61 | 1.49 | 23.09 | 32.06 | 0.72 | - | R |
| | 11 | 46 | 72 | 118 | 17.54 | 19.97 | 15.96* | 3.12 | 4 | 2.77 | 28.2 | 42.36 | 0.666 | - | L |
| | 12 | 59 | 63 | 122 | 15.95 | 19.98 | 15.74* | 5.54 | 4.66 | 5.52 | 27.67 | 39.52 | 0.7 | - | L |
| | # | II-III | III-IV | II-IV | LII | LIII | LIV | WII | WIII | WIV | FL | FW | FL:FW | Hallux | R/L |

Table 2- Single-track measurements from selected samples of *Koreanaornis* from GISE and GISE specimens found in outside repositories.

| # | II-III | III-IV | II-IV | LII | LIII | LIV | WII | WIII | WIV | FL | FW | FL:FW | Hallux | R/L |
|----|--------|--------|-------|--------|--------|--------|-------|-------|-------|--------|--------|-------|--------|-----|
| 0 | 34 | 75 | 109 | 21.9 | 24.83 | 18.42 | 5.84 | 4.74 | 5.04 | 34.73 | 45.5 | 0.763 | 20.56 | L |
| 1 | 87 | 67 | 154 | 17.21 | 24 | 19.99 | 4.58 | 1.95 | 4.44 | 30.16 | 46.8 | 0.644 | 13.08 | R |
| 2 | 63 | 57 | 120 | 16.94 | 26.88 | 24.46 | 4.21 | 4.66 | 4.39 | 30.76 | 48.1 | 0.64 | 12.51 | L |
| 3 | 73 | 71 | 144 | 18.5 | 28.02 | 20.91 | 6.54 | 3.21 | 6.29 | 30.83 | 44.18 | 0.698 | 9.62 | R |
| 4 | 51 | 85 | 136 | 24.03† | 25.22† | 24.17† | 9.75 | 8.1 | 5.79 | 30.07† | 58.04† | 0.518 | 12.02* | L |
| 5 | 82 | 62 | 144 | 13.13 | 23.46 | 18.61 | 5.57 | 2.81 | 2.22 | 30.22 | 39.91 | 0.757 | 13.94 | R |
| 6 | 58 | 62 | 120 | 17.26 | 29.09 | 17.47 | 4.16 | 4.67 | 3.37 | 33.56 | 42.37 | 0.792 | 11.91 | L |
| 7 | 70 | 64 | 134 | 17.35 | 22.47 | 20.83 | 3.08 | 5.03 | 3.45 | 29.05 | 51.25 | 0.567 | - | R |
| 8 | 85 | 69 | 154 | 26.52† | 25.66 | 21.68 | 5.78 | 5.55 | 3.82 | 29.51 | 50.74 | 0.582 | 7.18? | L |
| 9 | 35 | 81 | 116 | 14.42 | 23.96 | 18.33 | 3.51 | 6.07 | 4.2 | 32.25 | 43.95 | 0.734 | 10.44 | R |
| 10 | 60 | 61 | 121 | 20.67 | 27.25 | 21.49 | 5.42 | 6.03 | 4.45 | 34.17 | 45.77 | 0.747 | - | L |
| 11 | 68 | 61 | 129 | 16.22 | 27.92 | 20.05 | 7.3 | 4.11 | 5.38 | 35.37 | 43.37 | 0.816 | 19.77 | R |
| 12 | 55 | 67 | 122 | 19.74 | 27.64 | 19.37† | 7.27 | 3.63† | 4.67† | 34.2 | 36.28 | 0.943 | 13.16 | L |
| 13 | 76 | 82 | 158 | 15.54† | 23.15 | 16.64 | 5.8 | 10.09 | 5.8 | 29.77 | 41.35 | 0.72 | - | R |
| 14 | 79 | 70 | 149 | 14.85 | 21.65* | 16.81 | 4.73 | 7.84 | 8.67 | 26.66* | 39.38 | 0.677 | - | L |
| 15 | 74 | 83 | 157 | 18.24 | 23.99 | 20.37 | 7.67 | 4.85 | 4.25 | 31.29 | 45.38 | 0.69 | 14.05 | L |
| 16 | 63 | 64 | 127 | 14.82 | 24.25 | 14.7 | 4.94 | 5.67 | 2.72 | 30.17 | 34.29 | 0.88 | 9.13 | R |
| 17 | 46 | - | - | 18.79 | 27.92 | - | 2.9 | 3.15 | - | 35.53 | - | - | - | R |
| 18 | 67 | 65 | 121 | 11.36* | 27.29 | 22.51 | 3.81† | 2.79 | 3.97 | 30.21 | 41.31 | 0.731 | - | L |
| 19 | 44 | 50 | 94 | 17.22 | 28.31 | 18.74† | 4.33 | 6.18 | 4.68† | 32.39 | 37.63† | 0.861 | - | R |
| 20 | 56 | 66 | 122 | 18.88 | 27.31 | 19.34 | 4.81 | 2.99 | 5.25 | 30.83 | 43.73 | 0.705 | 6.9? | L |
| 21 | 59 | 53 | 112 | 19.55 | 23.72 | 17.46 | 7.4 | 5.44 | 3.92 | 30.44 | 42.7 | 0.713 | 8.54 | R |
| 22 | 70 | 60 | 130 | 19.12 | 28.68 | 19.31 | 6.84 | 3.76 | 5.92 | 39.57 | 45.91 | 0.862 | - | R |
| 23 | 59 | 59 | 118 | 20.52 | 27.4 | 20.48 | 5.83 | 4.84 | 5.03 | 35.86 | 45.74 | 0.784 | 7.19 | L |
| 24 | 49 | 67 | 116 | 17.69 | 27.13 | 23.13 | 6.02 | 6.94 | 3.83 | 33.94 | 40.39 | 0.84 | 14.32 | R |
| 25 | 57 | 58 | 115 | 15.23† | 24.63 | 18.81 | 4.38 | 3.28 | 5.17 | 32.59 | 42.94 | 0.759 | - | L |
| 26 | 80† | 46 | 126 | 16.3 | 20.17* | 18.8 | 6.64 | 5.2 | 3.48 | 27.93* | 39.46 | 0.708 | 9.0? | R |
| 27 | 60 | 68 | 128 | 16.14 | 22.5 | 19.3 | 6.15 | 6.67 | 5.08 | 29.56 | 40.98 | 0.721 | 7.72 | R |
| 28 | 50 | 73 | 123 | 16.76 | 24.71 | 18.57 | 5.77 | 6.6 | 3.28 | 29.85 | 41.95 | 0.712 | 6.86 | L |
| 29 | 52 | 41 | 94 | 13.52 | 18.66 | 14.76 | 3.83† | 3.15 | 6.65 | 30.66 | 39.7 | 0.772 | 7.3 | L |
| 30 | 40 | 73 | 113 | 16.71 | 23.09 | 18.61 | 1.91 | 4.33 | 3.93 | 32.18 | 40.73 | 0.79 | - | R |

Table 3- Single-track measurements of all *Geoseongornipes* tracks from Exhibit Hall 2.

| KS005 | # | II-III | III-IV | II-IV | LII | LIII | LIV | WII | WIII | WIV | FL | FW | FL:FW | Hallux | R/L |
|-------|---|--------|--------|-------|--------|--------|--------|-------|------|------|--------|--------|-------|--------|-----|
| | 1 | 63 | 47 | 110 | 19.95 | 26.33 | 22.45 | 4.09 | 3.95 | 4.31 | 32.75 | 47.37 | 0.691 | 7.57 | L |
| | 2 | 76 | 48 | 124 | 23.6 | 24.86* | 24.74 | 3.71 | 3.86 | 2.54 | 33.13* | 53.16† | 0.648 | 13.47 | R |
| | 3 | 44 | 53 | 97 | 24.82 | 24.52 | 17.85 | 4.57 | 3.65 | 4.5 | 35.87* | 47.08 | 0.762 | - | L |
| | 4 | 70 | 51 | 121 | 18.44 | 21.92 | 24.84 | 5.84 | 3.08 | 3.74 | 33 | 46.71 | 0.706 | 8.3 | R |
| | 5 | 48 | 83† | 131 | 17.68 | 23.27 | 13.43* | 3.22 | 3.15 | 4.59 | 33.66 | 40.26* | 0.836 | - | L |
| | 6 | 75 | 48 | 123 | 16.73 | 23.11 | 18.8 | 3.81 | 3.94 | 1.97 | 31.1 | 45.82 | 0.679 | 6.33 | R |
| GS073 | # | II-III | III-IV | II-IV | LII | LIII | LIV | WII | WIII | WIV | FL | FW | FL:FW | Hallux | R/L |
| | 1 | 60† | 50 | 110 | 19.12 | 26.92 | 20.72 | 4.61† | 3.86 | 5.18 | 36.62 | 37.22 | 0.984 | - | R |
| | 2 | 58 | 58 | 116 | 20.47 | 24.38 | 21.01 | 5.38 | 5.9 | 3.58 | 34.31 | 46.85 | 0.732 | - | R |
| | 3 | 52 | 56 | 108 | 16.5 | 24.52 | 20.4 | 5.74 | 4.14 | 3.27 | 33.54 | 45.35 | 0.74 | - | R |
| | 4 | 82† | 55 | 137 | 23.57 | 24.07* | 14* | 4.8 | 4.19 | 3.45 | 30.08* | 44.27* | 0.679 | - | L |
| GS068 | # | II-III | III-IV | II-IV | LII | LIII | LIV | WII | WIII | WIV | FL | FW | FL:FW | Hallux | R/L |
| | 1 | 82 | 57 | 139 | 19.07 | 26.45 | 20.24 | 7.57 | 5.38 | 7.02 | 35.1 | 45.54 | 0.771 | 18.96 | R |
| | 2 | 63 | 65 | 128 | 20.38 | 26.28† | 21.32 | 8.54 | 5.33 | 4.91 | 37.37 | 48.35 | 0.773 | 12.66 | L |
| | 3 | 80 | 55 | 135 | 20.41† | 27.25 | 22.35 | 10.71 | 5.04 | 4.88 | 32.41 | 44.33 | 0.731 | - | R |
| | 4 | 44 | 87 | 131 | 17.42 | 30.13 | 21.53 | 5.3 | 4.18 | 9.58 | 38.1 | 43.65 | 0.873 | 12.75 | L |

Table 4- Single-track measurements of selected unassigned avian tracks from the GISE.

| | | Up. Wid. | Low. Wid | Dist Btw. | Up Len. | Low Len. |
|--------------|----|----------|----------|-----------|---------|----------|
| Storage Room | 1 | 1.9 | 2.73 | 8.14 | 55.48 | 45 |
| | 2 | 2.33 | 2.85 | 4.31 | 20 | 30.4 |
| | 3 | 2.39 | 3.25 | 7.81 | 53.12 | 141.48 |
| | 4 | 1.92 | 2.85 | 5.36 | 20.82 | 264.41 |
| | 5 | 1.98 | 2.41 | 7.1 | 38.77 | 59.52 |
| | 6 | - | 2.37 | - | - | 34.75 |
| | 7 | 3.51 | 3.6 | 6.49 | 23.97 | 59.46 |
| EH1 #1 | 1 | 1.6 | 2.14 | 6.64 | 126.1 | 127.16 |
| | 2 | 2.2 | 2.34 | 4.1 | 19.67 | 30.27 |
| | 3 | 2.19 | 2.66 | 7.67 | 147.44 | 153.44 |
| | 4 | - | 1.64 | - | - | 74.01 |
| | 5 | 1.68 | 2.2 | 6.38 | 64.43 | 166.5 |
| | 6 | 1.87 | 2.4 | 6.5 | 24.79 | 150.5 |
| | 7 | 1.7 | 3.28 | 8.8 | 86.37 | 95.04 |
| | 8 | 1.8 | 3.83 | 6.87 | 105.91 | 122.56 |
| | 9 | - | 1.89 | - | - | 98 |
| | 10 | 2.11 | 2.58 | 7.91 | 95.15 | 92.56 |
| | 11 | 2.63 | 2.53 | 6.48 | 71.37 | 69.8 |
| | 12 | 1.92 | 2.74 | 6.86 | 17.41 | 69.71 |
| | 13 | 1.97 | 2.28 | 6.57 | 10.11 | 21.69 |
| | 14 | 1.79 | 2.86 | 7.66 | 100.34 | 116.49 |
| | 15 | - | 3.15 | - | - | 55.09 |
| | 16 | 1.76 | 2.21 | 7.46 | 31.51 | 130.74 |
| | 17 | 1.12 | 2.3 | 8.19 | 32.71 | 86.14 |
| | 18 | 1.51 | 2.58 | 7.79 | 29.21 | 129.03 |
| | 19 | - | 2.16 | - | - | 68.12 |
| | 20 | 2.66 | 2.37 | 7.98 | 105.94 | 213.78 |
| | 21 | - | 2.16 | - | - | 100.52 |
| | 22 | 1.99 | 3.9 | 6.06 | 19.88 | 61.67 |
| | 23 | 2.2 | 2.72 | 5.83 | 21.5 | 30.49 |
| EH1 #4 | 1 | 2.5 | 2.2 | 8.5 | 29 | 82 |
| | 2 | 2 | 3 | 9.5 | 40 | 114 |
| EH1 #5 | 1 | 2.33 | 3.6 | 5.56 | 39.17 | 56.17 |
| | 2 | 3.32 | 4.33 | 6.19 | 58.59 | 62.94 |
| | 3 | 2.52 | 1.94 | 6.79 | 15.54 | 39.38 |
| | 4 | 2.67 | 2.98 | 5.4 | 87.42 | 98.11 |
| | 5 | - | 2.53 | - | - | 35.11 |

| | | | | | | |
|--------|---------|----------|----------|-----------|---------|----------|
| | 6 | 2.31 | 3.15 | 5.91 | 31.04 | 54.75 |
| | 7 | - | 2.52 | - | - | 89.56 |
| | 8 | 1.64 | 2.96 | 6.32 | 93.01 | 77.26 |
| | 9 | - | 2.21 | - | - | 95.25 |
| | 10 | 1.07 | 3.09 | 7.91 | 8.49 | 84.49 |
| | 11 | 1.69 | 2.78 | 7.09 | 81.51 | 73.12 |
| | 12 | 2.43 | 2.05 | 7.28 | 95.13 | 71.29 |
| | 13 | 2.34 | 3.01 | 6.26 | 70.05 | 74.1 |
| | 14 | 2.62 | 3.27 | 5.26 | 28.2 | 72.08 |
| | | Up. Wid. | Low. Wid | Dist Btw. | Up Len. | Low Len. |
| EH1 #6 | 1 | 1.72 | 2.8 | 5.87 | 90.03 | 88.98 |
| | 2 | - | 2.32 | - | - | 91.04 |
| | 3 | - | 2.52 | - | - | 55.44 |
| | 4 | 2.28 | 2.73 | 4.21 | 36.04 | 83.86 |
| | 5 | 1.9 | 2.12 | 4.37 | 20.61 | 108.93 |
| | 6 | - | 1.78 | - | - | 71.37 |
| | 7 | 1.91 | 2.44 | 5.91 | 27.01 | 41.5 |
| | 8 | 1.79 | 2.73 | 7.61 | 60.33 | 72.18 |
| | 9 | 1.75 | 2.41 | 6.58 | 20.67 | 37.12 |
| | 10 | 1.41 | 2.22 | 5.19 | 15.32 | 38.67 |
| KS049 | 1 | 2.59 | 2.04 | 4.88 | 64.17 | 81.33 |
| | 2 | 0.91 | 2.55 | 5.98 | 14.65 | 42.23 |
| GS021 | 1 | - | 1.94 | - | - | 90.79 |
| | 2 | 2.01 | 3.61 | 5.11 | 21.38 | 56.85 |
| GS012 | 1 | - | 2.8 | - | - | 63.44 |
| | 2 | 1.49 | 3.03 | 5.8 | 25.89 | 208.28 |
| GS007 | 1 | 1.59 | 2.58 | 6.51 | 23.76 | 138.32 |
| | 2 | 2.4 | 2.41 | 9.67 | 41.38 | 114.7 |
| | Average | 2.04659 | 2.65047 | 6.6124 | 49.2078 | 86.9214 |
| | | Up. Wid. | Low. Wid | Dist Btw. | Up Len. | Low Len. |

Table 5: Measurements of arcuate spoonbill-like feeding traces from the GISE site. Up. Wid. = Upper mandible width. Low. Wid. = Lower mandible width. Dist. Btw. = Distance between mandible impressions. Up Len. = Upper mandible impression length. Low Len. = Lower mandible impression length.

Appendix II

Osteological data:

| Name | <i>Anas platyrhynchos</i> | <i>Anas platyrhynchos</i> | <i>Anas platyrhynchos</i> | <i>Anas platyrhynchos</i> |
|--------------|---------------------------|---------------------------|---------------------------|---------------------------|
| Specimen # | 14150 | 14149 | 14151 | 17182 |
| M/F | M | M | F | M |
| LoDI | 9.83 | 9.49 | 9.08 | 9.51 |
| w/claw | N/A | N/A | N/A | N/A |
| LoDII | 38.57 | 39.66 | 35.15 | 34.9 |
| w/claw | N/A | N/A | N/A | N/A |
| LoDIII | 51.21 | 51.67 | 47.47 | 46.22 |
| w/claw | N/A | N/A | N/A | N/A |
| LoDIV | 50.01 | 52.54 | 45.68 | 45.46 |
| w/claw | N/A | N/A | N/A | N/A |
| W@Pjoint II | 2.85 | 3.4 | 2.86 | 2.93 |
| W@Pjoint III | 4 | 4.3 | 3.64 | 3.73 |
| W@Pjoint IV | 3.3 | 3.1 | 3.1 | 3.06 |
| W@2joint III | 2.93 | 3.17 | 2.83 | 3.01 |
| W@2joint IV | 2.55 | 2.93 | 2.57 | 2.63 |
| W@3joint IV | 2.15 | 2.41 | 2.06 | 2.09 |
| LoPhI,II | 22.28 | 22.69 | 20.85 | 19.97 |
| LoPhII,II | 17.14 | 17.81 | 15.34 | 15.63 |
| LoPhI,III | 23.09 | 23.22 | 21.27 | 21.24 |
| LoPhII,III | 16.37 | 16.47 | 15.11 | 14.86 |
| LoPhIII,III | 13.64 | 13.86 | 12.54 | 12.02 |
| LoPhI,IV | 18.53 | 19.06 | 16.77 | 16.55 |
| LoPhII,IV | 13.04 | 13.49 | 12.11 | 11.93 |
| LoPhIII,IV | 9.82 | 11.03 | 9.83 | 9.58 |
| LoPhIV,IV | 11.38 | 12.04 | 9.94 | 9.78 |
| WoPhI,II | 2.27 | 2.71 | 2.25 | 2.19 |
| WoPhII,II | 1.91 | 2.25 | 1.62 | 1.94 |
| WoPhI,III | 2.99 | 3.03 | 2.6 | 2.75 |
| WoPhII,III | 2.52 | 2.68 | 2.25 | 2.33 |
| WoPhIII,III | 2.04 | 2.22 | 1.89 | 2.08 |
| WoPhI,IV | 2.09 | 2.49 | 1.98 | 2.07 |
| WoPhII,IV | 2.06 | 2.17 | 1.75 | 1.81 |
| WoPhIII,IV | 1.77 | 1.83 | 1.51 | 1.51 |
| WoPhIV,IV | 1.46 | 1.57 | 1.29 | 1.34 |
| Foot Length | 69.95 | 65.51 | 59.25 | 58.79 |
| Lotmt | 46.74 | 48.26 | 43.92 | 43.75 |
| Lott | 83.11 | 86.69 | 78.25 | 77.2 |
| LoFem | 51.25 | 55.52 | 48.59 | 46.93 |
| Wotmt@prox | 9.5 | 10.22 | 9.26 | 9.31 |
| Wotmt@cond | 9.35 | 9.89 | 8.73 | 8.58 |
| Wott@prox | 12.15 | 13.26 | 11.76 | 10.63 |
| Wott@mid | 5.47 | 6.17 | 5.36 | 4.96 |
| Wott@cond | 9.09 | 9.77 | 8.53 | 8.71 |
| Wofem@cond | 11.77 | 12.32 | 10.83 | 10.75 |

| Name | <i>Anas platyrhynchos</i> | <i>Anas platyrhynchos</i> | <i>Anas platyrhynchos</i> | <i>Pelecanus erythrorhynchos</i> |
|--------------|---------------------------|---------------------------|---------------------------|----------------------------------|
| Specimen # | 21652 | AVERAGE | STDEV | 15011 |
| M/F | F | | | M |
| LoDI | N/A | 9.4775 | 0.307394969 | 37.66 |
| w/claw | N/A | | | 50.52 |
| LoDII | 39.38 | 37.532 | 2.324988172 | 60.19 |
| w/claw | N/A | | | 75.86 |
| LoDIII | 51.36 | 49.586 | 2.546316948 | 102.47 |
| w/claw | 64.15 | | | 111.82 |
| LoDIV | 49.89 | 48.716 | 3.06163845 | 98.43 |
| w/claw | 73.56 | | | 107.14 |
| W@Pjoint II | 3.03 | 3.014 | 0.2274423 | 6.77 |
| W@Pjoint III | 4.18 | 3.97 | 0.283019434 | 9.05 |
| W@Pjoint IV | 3.33 | 3.178 | 0.126570139 | 7.45 |
| W@2joint III | 3.73 | 3.134 | 0.355640268 | 7.24 |
| W@2joint IV | 3.23 | 2.782 | 0.293462093 | 6.47 |
| W@3joint IV | 2.22 | 2.186 | 0.139391535 | 4.99 |
| LoPhI,II | 22.53 | 21.664 | 1.195232195 | 41.65 |
| LoPhII,II | 17.58 | 16.7 | 1.139583257 | 28.06 |
| LoPhI,III | 23.91 | 22.546 | 1.219069317 | 46.2 |
| LoPhII,III | 16.77 | 15.916 | 0.867052478 | 35.29 |
| LoPhIII,III | 12.9 | 12.992 | 0.763360989 | 25.62 |
| LoPhI,IV | 19.12 | 18.006 | 1.252409677 | 32.12 |
| LoPhII,IV | 13.06 | 12.726 | 0.672108622 | 26.61 |
| LoPhIII,IV | 9.92 | 10.036 | 0.569763109 | 21.39 |
| LoPhIV,IV | 10.66 | 10.76 | 0.957287836 | 20.25 |
| WoPhI,II | 2.36 | 2.356 | 0.207074866 | 4.75 |
| WoPhII,II | 1.86 | 1.916 | 0.225233212 | 3.76 |
| WoPhI,III | 2.69 | 2.812 | 0.188997354 | 6.08 |
| WoPhII,III | 2.38 | 2.432 | 0.169911742 | 5.06 |
| WoPhIII,III | 2.3 | 2.106 | 0.159937488 | 3.5 |
| WoPhI,IV | 2.13 | 2.152 | 0.196773982 | 5.57 |
| WoPhII,IV | 1.91 | 1.94 | 0.174068952 | 4.76 |
| WoPhIII,IV | 1.76 | 1.676 | 0.153883072 | 4.21 |
| WoPhIV,IV | 1.39 | 1.41 | 0.109316056 | 2.88 |
| Foot Length | 55.33 | 61.766 | 5.865243388 | 119.11 |
| Lotmt | 46.53 | 45.84 | 1.949166489 | 120.87 |
| Lott | 82.97 | 81.644 | 3.89351769 | 177.11 |
| LoFem | 52.34 | 50.926 | 3.340438594 | 112.72 |
| Wotmt@prox | 10.05 | 9.668 | 0.439738559 | 23.77 |
| Wotmt@cond | 10.25 | 9.36 | 0.720832852 | 24.28 |
| Wott@prox | 12.7 | 12.1 | 0.998073144 | 32.37 |
| Wott@mid | 5.24 | 5.44 | 0.450166636 | 16.32 |
| Wott@cond | 9.27 | 9.074 | 0.487729433 | 23.6 |
| Wofem@cond | 11.87 | 11.508 | 0.687982558 | 32.05 |
| | | | | |
| | | | | |
| | | | | |
| | | | | |
| | | | | |

| Name | <i>Pelecanus erythrorh</i> | <i>Pelecanus erythrorh</i> | <i>Pelecanus erythrorh</i> | <i>Pelecanus erythrorh</i> |
|--------------|----------------------------|----------------------------|----------------------------|----------------------------|
| Specimen # | 13825 | 20394 | 21614 | 86017 |
| M/F | M | F | F | M |
| LoDI | 37.73 | 37.26 | 37.82 | 34.35 |
| w/claw | N/A | N/A | N/A | N/A |
| LoDII | 68.32 | 66.32 | 66.46 | 60.01 |
| w/claw | N/A | N/A | 81.61 | N/A |
| LoDIII | 103.58 | 99.14 | 96.65 | 88.57 |
| w/claw | N/A | N/A | 112.84 | N/A |
| LoDIV | 95.39 | 96.1 | 90.7 | 83.28 |
| w/claw | N/A | N/A | 102.54 | N/A |
| W@Pjoint II | 5.91 | 6.06 | 6.79 | 5.28 |
| W@Pjoint III | 8.7 | 8.48 | 8.91 | 6.81 |
| W@Pjoint IV | 7.49 | 7.63 | 7.57 | 6.17 |
| W@2joint III | 5.96 | 5.8 | 7.26 | 5.03 |
| W@2joint IV | 5.59 | 5.81 | 6.65 | 4.59 |
| W@3joint IV | 4.3 | 4.27 | 5.13 | 3.53 |
| LoPhI,II | 40.41 | 39.79 | 40.32 | 36.34 |
| LoPhII,II | 29.27 | 27.45 | 30.8 | 25.04 |
| LoPhI,III | 45 | 43.7 | 43.03 | 38.91 |
| LoPhII,III | 35.31 | 33.85 | 34.1 | 29.33 |
| LoPhIII,III | 26.15 | 24.35 | 25.85 | 21.82 |
| LoPhI,IV | 31.2 | 30.9 | 31.78 | 27.94 |
| LoPhII,IV | 26.87 | 26.4 | 26.63 | 22.88 |
| LoPhIII,IV | 21.63 | 21.72 | 21.28 | 17.88 |
| LoPhIV,IV | 19.73 | 19.68 | 17.6 | 16.44 |
| WoPhI,II | 4.16 | 4.69 | 4.88 | 3.52 |
| WoPhII,II | 3.3 | 3.87 | 3.91 | 2.83 |
| WoPhI,III | 5.76 | 6.15 | 6.21 | 4.86 |
| WoPhII,III | 4.97 | 5.51 | 5.59 | 4.1 |
| WoPhIII,III | 3.67 | 3.71 | 4.18 | 3.15 |
| WoPhI,IV | 5.19 | 5.49 | 6.25 | 4.49 |
| WoPhII,IV | 4.57 | 5.13 | 5.78 | 3.89 |
| WoPhIII,IV | 4.1 | 4.23 | 4.47 | 3.27 |
| WoPhIV,IV | 3 | 3.06 | 3.3 | 2.47 |
| Foot Length | 115.43 | 110.07 | 104.79 | 101.51 |
| Lotmt | 125.32 | 118.23 | 122.54 | 107.9 |
| Lott | 174.05 | 170.76 | 175.65 | 151.79 |
| LoFem | 115.87 | 110.17 | 114.83 | 101.57 |
| Wotmt@prox | 23.72 | 24.12 | 23.68 | 20.8 |
| Wotmt@cond | 23.64 | 24.71 | 23.52 | 20.16 |
| Wott@prox | 33.42 | 32.57 | 32.47 | 28.02 |
| Wott@mid | 15.32 | 16.88 | 15.95 | 14.57 |
| Wott@cond | 23.03 | 22.77 | 22.47 | 19.81 |
| Wofem@cond | 32.71 | 31.34 | 31.4 | 27.4 |

| Name | <i>Pelecanus erythrorhynchos</i> | <i>Pelecanus erythrorhynchos</i> | <i>Branta canadensis</i> | <i>Branta canadensis</i> |
|--------------|----------------------------------|----------------------------------|--------------------------|--------------------------|
| Specimen # | AVERAGE | STDEV | 21973 | 21294 |
| M/F | | | ? | F |
| LoDI | 36.964 | 1.476864923 | 12.27 | 15.13 |
| w/claw | | | N/A | 21.97 |
| LoDII | 64.26 | 3.87925895 | 59.89 | 58.64 |
| w/claw | 78.735 | | N/A | 71.44 |
| LoDIII | 98.082 | 5.98186175 | 75.9 | 75.81 |
| w/claw | 112.33 | | N/A | 89.75 |
| LoDIV | 92.78 | 6.006941818 | 74.9 | 74.5 |
| w/claw | 104.84 | | N/A | 87.79 |
| W@Pjoint II | 6.162 | 0.635586343 | 4.9 | 5.52 |
| W@Pjoint III | 8.39 | 0.909202948 | 7.34 | 7.48 |
| W@Pjoint IV | 7.262 | 0.614426562 | 5.62 | 6.35 |
| W@2joint III | 6.258 | 0.971452521 | 5.61 | 5.89 |
| W@2joint IV | 5.822 | 0.818119796 | 4.49 | 5.09 |
| W@3joint IV | 4.444 | 0.643257336 | 3.53 | 3.63* |
| LoPhI,II | 39.702 | 1.999292375 | 34.69 | 35.55 |
| LoPhII,II | 28.124 | 2.147307617 | 26.47 | 24.88 |
| LoPhI,III | 43.368 | 2.774071016 | 35.14 | 35.27 |
| LoPhII,III | 33.576 | 2.465903486 | 23.75 | 24.65 |
| LoPhIII,III | 24.758 | 1.779851117 | 20.54 | 19.14 |
| LoPhI,IV | 30.788 | 1.662203357 | 28.27 | 28.23 |
| LoPhII,IV | 25.878 | 1.684182294 | 19.82 | 19.22 |
| LoPhIII,IV | 20.78 | 1.630812681 | 15.47 | 14.87 |
| LoPhIV,IV | 18.74 | 1.638093404 | 15.52 | 16.29 |
| WoPhI,II | 4.4 | 0.563249501 | 3.93 | 4.55 |
| WoPhII,II | 3.534 | 0.462525675 | 3.12 | 3.12 |
| WoPhI,III | 5.812 | 0.559794605 | 5.25 | 5.41 |
| WoPhII,III | 5.046 | 0.594163277 | 4.66 | 4.27 |
| WoPhIII,III | 3.642 | 0.37318896 | 4.02 | 3.62 |
| WoPhI,IV | 5.398 | 0.638686151 | 3.97 | 4.46 |
| WoPhII,IV | 4.826 | 0.697946989 | 3.75 | 3.82 |
| WoPhIII,IV | 4.056 | 0.459652042 | 3.02 | 3.18 |
| WoPhIV,IV | 2.942 | 0.304991803 | 2.52 | 2.37 |
| Foot Length | 110.182 | 7.272215618 | 92.24 | 93.62 |
| Lotmt | 118.972 | 6.703914528 | 90.6 | 86.68 |
| Lott | 169.872 | 10.37999133 | 143.34 | 144.72 |
| LoFem | 111.032 | 5.721732255 | 82.53 | 81.69 |
| Wotmt@prox | 23.218 | 1.36294534 | 17.99 | 18.32 |
| Wotmt@cond | 23.262 | 1.800338857 | 18.53 | 20.3 |
| Wott@prox | 31.77 | 2.13746345 | 21 | 21.82 |
| Wott@mid | 15.808 | 0.894745774 | 10.48 | 10.34 |
| Wott@cond | 22.336 | 1.471930705 | 16.16 | 17.49 |
| Wofem@cond | 30.98 | 2.077269843 | 20.42 | 21.06 |

| Name | <i>Branta canadensis</i> | <i>Branta canadensis</i> | <i>Branta canadensis</i> |
|--------------|--------------------------|--------------------------|--------------------------|
| Specimen # | 23403 | 22569 | 64772 |
| M/F | M | M | ? |
| LoDI | 15.78 | 10.86 | 14.42 |
| w/claw | N/A | N/A | N/A |
| LoDII | 60.19 | 51.54 | 58.37 |
| w/claw | N/A | 64.61 | N/A |
| LoDIII | 79.04 | 65.19 | 74.83 |
| w/claw | 94.31 | 79.15 | N/A |
| LoDIV | 76.38 | 62.66 | 70.48 |
| w/claw | 86.8 | 64.59 | N/A |
| W@Pjoint II | 5.22 | 4.78 | 5.09 |
| W@Pjoint III | 7.5 | 7 | 6.99 |
| W@Pjoint IV | 5.88 | 5.1 | 5.26 |
| W@2joint III | 5.58 | 4.91 | 5.07 |
| W@2joint IV | 4.28 | 3.94 | 3.96 |
| W@3joint IV | 3.69 | 3.23 | 3.22 |
| LoPhI,II | 36.14 | 30.33 | 34.66 |
| LoPhII,II | 26.13 | 21.88 | 24.89 |
| LoPhI,III | 35.9 | 30.49 | 34.58 |
| LoPhII,III | 25.47 | 20.86 | 23.31 |
| LoPhIII,III | 20.67 | 16.43 | 19.57 |
| LoPhI,IV | 29.35 | 24.47 | 27.47 |
| LoPhII,IV | 20.05 | 15.84 | 18.03 |
| LoPhIII,IV | 15.68 | 12.61 | 13.63 |
| LoPhIV,IV | 15.48 | 12.85 | 14.54 |
| WoPhI,II | 4.37 | 4.37 | 4.6 |
| WoPhII,II | 3.58 | 2.87 | 3.27 |
| WoPhI,III | 5.35 | 5.09 | 5.67 |
| WoPhII,III | 4.45 | 4.55 | 3.93 |
| WoPhIII,III | 3.57 | 3.37 | 2.92 |
| WoPhI,IV | 4.58 | 4.23 | 4.3 |
| WoPhII,IV | 3.76 | 3.59 | 3.57 |
| WoPhIII,IV | 3.08 | 2.89 | 2.82 |
| WoPhIV,IV | 2.46 | 2.2 | 2.25 |
| Foot Length | 96.14 | 81.11 | 94.17 |
| Lotmt | 95.51 | 84.15 | 92.38 |
| Lott | 155.95 | 141.72 | 149.38 |
| LoFem | 87.63 | 77.05 | 87.17 |
| Wotmt@prox | 19.42 | 18.08 | 18.94 |
| Wotmt@cond | 20.41 | 18.25 | 19.64 |
| Wott@prox | 23.95 ? | 21.72 | 20.26 |
| Wott@mid | 9.08 ? | 9.93 | 11.18 |
| Wott@cond | 18.24 | 16.21 | 17.09 |
| Wofem@cond | 21.86 | 19.82 | 21.12 |

| Name | <i>Branta canadensis</i> | <i>Branta canadensis</i> | <i>Phalacrocorax auritus</i> | <i>Phalacrocorax auritus</i> |
|--------------|--------------------------|--------------------------|------------------------------|------------------------------|
| Specimen # | AVERAGE | STDEV | 19906 | 22862 |
| M/F | | | ? | M |
| LoDI | 13.692 | 2.061545537 | 24.45 | 26.56 |
| w/claw | | | 35.47 | 39.37 |
| LoDII | 57.726 | 3.545099434 | 43.23 | 48.36 |
| w/claw | 68.025 | | 53.31 | 62.71 |
| LoDIII | 74.154 | 5.255333481 | 61.7 | 70.2 |
| w/claw | 87.73666667 | | 72.46 | 85.29 |
| LoDIV | 71.784 | 5.548808881 | 81.35 | 91.96 |
| w/claw | 79.72666667 | | 90.11 | 104.82 |
| W@Pjoint II | 5.102 | 0.28865204 | 4.27 | 4.01 |
| W@Pjoint III | 7.262 | 0.251435877 | 5.44 | 5.53 |
| W@Pjoint IV | 5.642 | 0.499519769 | 5.79 | 5.84 |
| W@2joint III | 5.412 | 0.407700871 | 4.26 | 4.66 |
| W@2joint IV | 4.352 | 0.472302869 | 5.16 | 5.4 |
| W@3joint IV | 3.4175 | 0.231714623 | 4.03 | 4.22 |
| LoPhI,II | 34.274 | 2.290595992 | 24.82 | 27.47 |
| LoPhII,II | 24.85 | 1.808742657 | 18.09 | 21.55 |
| LoPhI,III | 34.276 | 2.167839939 | 24.1 | 24.95 |
| LoPhII,III | 23.608 | 1.747375174 | 23.5 | 24.23 |
| LoPhIII,III | 19.27 | 1.713578128 | 18.3 | 21.28 |
| LoPhI,IV | 27.558 | 1.851572305 | 24.63 | 27.16 |
| LoPhII,IV | 18.592 | 1.726085166 | 22.5 | 25.09 |
| LoPhIII,IV | 14.452 | 1.302658819 | 17.89 | 20.7 |
| LoPhIV,IV | 14.936 | 1.320844427 | 18.07 | 20.67 |
| WoPhI,II | 4.364 | 0.263969695 | 2.33 | 3.11 |
| WoPhII,II | 3.192 | 0.260134581 | 1.78 | 2.77 |
| WoPhI,III | 5.354 | 0.214196172 | 2.89 | 4.13 |
| WoPhII,III | 4.372 | 0.285692142 | 2.37 | 3.82 |
| WoPhIII,III | 3.5 | 0.400936404 | 1.84 | 2.72 |
| WoPhI,IV | 4.308 | 0.233173755 | 2.49 | 4.55 |
| WoPhII,IV | 3.698 | 0.111220502 | 1.95 | 3.77 |
| WoPhIII,IV | 2.998 | 0.144637478 | 1.66 | 3.53 |
| WoPhIV,IV | 2.36 | 0.135462172 | 1.54 | 2.62 |
| Foot Length | 91.456 | 5.950691556 | 70.68 | 84.32 |
| Lotmt | 89.864 | 4.51488981 | 62.87 | 68.31 |
| Lott | 147.022 | 5.749714776 | 102.14 | 110.04 |
| LoFem | 83.214 | 4.357072412 | 56.94 | 63.3 |
| Wotmt@prox | 18.55 | 0.611637147 | 12.6 | 14.16 |
| Wotmt@cond | 19.426 | 0.99545467 | 14.27 | 16.57 |
| Wott@prox | 21.2 | 0.72535049 | 15.07 | 17.64 |
| Wott@mid | 10.4825 | 0.520280373 | 11.15 | 12.9 |
| Wott@cond | 17.038 | 0.88151574 | 11.83 | 13.1 |
| Wofem@cond | 20.856 | 0.771803084 | 15.48 | 17.67 |

| Name | <i>Phalacrocorax aurit</i> | <i>Phalacrocorax aurit</i> | <i>Phalacrocorax aurit</i> | <i>Phalacrocorax aurit</i> |
|--------------|----------------------------|----------------------------|----------------------------|----------------------------|
| Specimen # | 79131 | 20015 | AVERAGE | STDEV |
| M/F | ? | ? | | |
| LoDI | 24.88 | 25.13 | 25.255 | 0.914202749 |
| w/claw | N/A | N/A | 37.42 | |
| LoDII | 43.31 | 43.27 | 44.5425 | 2.545209553 |
| w/claw | N/A | N/A | 58.01 | |
| LoDIII | 64.12 | 63.77 | 64.9475 | 3.660886732 |
| w/claw | N/A | N/A | 78.875 | |
| LoDIV | 84.9 | 83.54 | 85.4375 | 4.587667345 |
| w/claw | N/A | N/A | 97.465 | |
| W@Pjoint II | 4.13 | 4.54 | 4.2375 | 0.227943707 |
| W@Pjoint III | 5.1 | 4.81 | 5.22 | 0.33015148 |
| W@Pjoint IV | 5.74 | 5.16 | 5.6325 | 0.317634486 |
| W@2joint III | 4.54 | 4.35 | 4.4525 | 0.180992633 |
| W@2joint IV | 4.94 | 4.73 | 5.0575 | 0.288024883 |
| W@3joint IV | 4.71 | 3.18 | 4.035 | 0.637939391 |
| LoPhI,II | 25.22 | 24.47 | 25.495 | 1.351850583 |
| LoPhII,II | 19.15 | 19.12 | 19.4775 | 1.466910018 |
| LoPhI,III | 23.18 | 24.68 | 24.2275 | 0.78321453 |
| LoPhII,III | 23.48 | 23.18 | 23.5975 | 0.446346278 |
| LoPhIII,III | 19.16 | 19.54 | 19.57 | 1.252464238 |
| LoPhI,IV | 24.27 | 25.58 | 25.41 | 1.290916987 |
| LoPhII,IV | 23.34 | 22.97 | 23.475 | 1.130206471 |
| LoPhIII,IV | 19.51 | 19.01 | 19.2775 | 1.165371901 |
| LoPhIV,IV | 19.74 | 18.55 | 19.2575 | 1.174546012 |
| WoPhI,II | 3.08 | 2.76 | 2.82 | 0.363042697 |
| WoPhII,II | 3.19 | 3.19 | 2.7325 | 0.665150359 |
| WoPhI,III | 4.05 | 3.75 | 3.705 | 0.567421066 |
| WoPhII,III | 3.54 | 3.38 | 3.2775 | 0.631737023 |
| WoPhIII,III | 2.53 | 2.37 | 2.365 | 0.378109332 |
| WoPhI,IV | 4.21 | 4.05 | 3.825 | 0.914093358 |
| WoPhII,IV | 3.55 | 3.57 | 3.21 | 0.845852627 |
| WoPhIII,IV | 3.28 | 2.83 | 2.825 | 0.828914953 |
| WoPhIV,IV | 2.69 | 2.4 | 2.3125 | 0.52961464 |
| Foot Length | 77.98 | 76.21 | 77.2975 | 5.620061536 |
| Lotmt | 64.1 | 64.16 | 64.86 | 2.375584139 |
| Lott | 107.13 | 103.34 | 105.6625 | 3.611005169 |
| LoFem | 60.6 | 56.35 | 59.2975 | 3.264050398 |
| Wotmt@prox | 13.56 | 13.16 | 13.37 | 0.657571289 |
| Wotmt@cond | 15.84 | 14.36 | 15.26 | 1.131753801 |
| Wott@prox | 11.77 | 15.9 | 15.095 | 2.461794738 |
| Wott@mid | 8.39 | 11.2 | 10.91 | 1.866565473 |
| Wott@cond | 12.54 | 12.55 | 12.505 | 0.520544587 |
| Wofem@cond | 16.19 | 15.96 | 16.325 | 0.944192777 |

| Name | <i>Grus canadensis</i> | <i>Grus canadensis</i> | <i>Grus canadensis</i> | <i>Grus canadensis</i> |
|--------------|------------------------|------------------------|------------------------|------------------------|
| Specimen # | 22201 | 85906 | 85890 | 69234 |
| M/F | F | M | F | F |
| LoDI | N/A | N/A | 11.89 | 11.21 |
| w/claw | N/A | N/A | N/A | N/A |
| LoDII | 40.28 | 58.37 | 53.83 | 48.45 |
| w/claw | N/A | 86.84 | N/A | N/A |
| LoDIII | 55.48 | 80.75 | 73.74 | 69.46 |
| w/claw | N/A | 107.05 | 95.72 | N/A |
| LoDIV | 43.43 | 68.1 | 58.34 | 58.29 |
| w/claw | N/A | 83.79 | 73.46 | N/A |
| W@Pjoint II | 5.13 | 6.68 | 5.84 | 5.62 |
| W@Pjoint III | 6.22 | 7.03 | 6.76 | 6.12 |
| W@Pjoint IV | 5.47 | 6.56 | 5.63 | 5.31 |
| W@2joint III | 5.11 | 6.44 | 5.61 | 5.12 |
| W@2joint IV | 4.81 | 5.71 | 4.94 | 4.31 |
| W@3joint IV | 4.17 | 4.73 | 4.32 | 3.91 |
| LoPhI,II | 22.04 | 31.82 | 28.72 | 25.71 |
| LoPhII,II | 20.35 | 29.62 | 27.5 | 24.33 |
| LoPhI,III | 25.75 | 36.88 | 33.45 | 31.68 |
| LoPhII,III | 17.57 | 24.8 | 22.53 | 21.75 |
| LoPhIII,III | 15.4 | 21.99 | 20.58 | 18.98 |
| LoPhI,IV | 18.37 | 27.56 | 24.39 | 24.52 |
| LoPhII,IV | 10.16 | 16.12 | 14.05 | 13.85 |
| LoPhIII,IV | 8.23 | 12.73 | 10.45 | 10.21 |
| LoPhIV,IV | 8.68 | 13.26 | 12.7 | 11.63 |
| WoPhI,II | 3.85 | 4.63 | 4.92 | 3.99 |
| WoPhII,II | 3.75 | 4.55 | 4.5 | 4.02 |
| WoPhI,III | 4.57 | 5.71 | 5.68 | 4.93 |
| WoPhII,III | 4.08 | 4.91 | 4.88 | 4.04 |
| WoPhIII,III | 3.77 | 4.36 | 4.46 | 3.92 |
| WoPhI,IV | 3.85 | 4.61 | 4.61 | 4.06 |
| WoPhII,IV | 3.76 | 4.45 | 4.37 | 3.96 |
| WoPhIII,IV | 3.71 | 4.12 | 4.02 | 3.57 |
| WoPhIV,IV | 3.33 | 3.83 | 3.61 | 3.48 |
| Foot Length | 75.07 | 104.22 | 99.75 | 96.02 |
| Lotmt | 175.83 | 249.91 | 244.45 | 220.73 |
| Lott | 202.07 | 276.64 | 263.75 | 250.82 |
| LoFem | 96.95 | 127.36 | 121.87 | 118.06 |
| Wotmt@prox | 18.97 | 25.13 | 24.43 | 22.35 |
| Wotmt@cond | 18.11 | 22.77 | 19.75 | 19.78 |
| Wott@prox | 21.27 | 27.06 | 25.81 | 24.06 |
| Wott@mid | 8.28 | 11.26 | 12.87 | 10.67 |
| Wott@cond | 16.45 | 21.34 | 19.73 | 18.82 |
| Wofem@cond | 19.77 | 26.7 | 24.78 | 23.9 |

| Name | <i>Grus canadensis</i> | <i>Grus canadensis</i> | <i>Grus canadensis</i> | <i>Ardea herodias</i> | <i>Ardea herodias</i> |
|--------------|------------------------|------------------------|------------------------|-----------------------|-----------------------|
| Specimen # | 68111 | AVERAGE | STDEV | 21619 | 17200 |
| M/F | ? | | | M | F |
| LoDI | 10.4 | 11.16666667 | 0.480832611 | 45.64 | 42.58 |
| w/claw | N/A | | | 65.03 | N/A |
| LoDII | 49.28 | 50.042 | 6.747523249 | 75.78 | 68.8 |
| w/claw | N/A | | | 89.26 | 82.33 |
| LoDIII | 66.7 | 69.226 | 9.334970809 | 106.89 | 96.86 |
| w/claw | N/A | 101.385 | | 121.04 | 114.61 |
| LoDIV | 56.12 | 56.856 | 8.824473355 | 87.95 | 79.42 |
| w/claw | N/A | 78.625 | | 100.57 | 95.81 |
| W@Pjoint II | 5.94 | 5.842 | 0.563045291 | 5.6 | 4.66 |
| W@Pjoint III | 6.77 | 6.58 | 0.391216053 | 6.23 | 5.16 |
| W@Pjoint IV | 5.26 | 5.646 | 0.53115911 | 6.2 | 5.09 |
| W@2joint III | 5.14 | 5.484 | 0.574569404 | 4.48 | 4.13 |
| W@2joint IV | 4.64 | 4.882 | 0.519586374 | 4.81 | 4.24 |
| W@3joint IV | 3.87 | 4.2 | 0.349714169 | 3.94 | 3.69 |
| LoPhI,II | 26.01 | 26.86 | 3.651664004 | 43.83 | 40.88 |
| LoPhII,II | 24.51 | 25.262 | 3.520038352 | 31.93 | 28.85 |
| LoPhI,III | 30.68 | 31.688 | 4.072391189 | 39.56 | 37.63 |
| LoPhII,III | 21.08 | 21.546 | 2.627932648 | 38.76 | 36.68 |
| LoPhIII,III | 17.98 | 18.986 | 2.521721634 | 27.57 | 24.54 |
| LoPhI,IV | 23.39 | 23.646 | 3.336859302 | 28.13 | 25.41 |
| LoPhII,IV | 13.48 | 13.532 | 2.147107356 | 23.13 | 21.11 |
| LoPhIII,IV | 10.74 | 10.472 | 1.602036204 | 21.14 | 18.44 |
| LoPhIV,IV | 11.49 | 11.552 | 1.767305859 | 18.41 | 16.24 |
| WoPhI,II | 4.33 | 4.344 | 0.442470338 | 3.94 | 4 |
| WoPhII,II | 4.18 | 4.2 | 0.3345893 | 3.24 | 3.01 |
| WoPhI,III | 5.27 | 5.232 | 0.489918361 | 4.16 | 3.93 |
| WoPhII,III | 4.57 | 4.496 | 0.419916658 | 3.86 | 3.61 |
| WoPhIII,III | 4.02 | 4.106 | 0.293564303 | 2.93 | 2.83 |
| WoPhI,IV | 4.29 | 4.284 | 0.335827337 | 3.95 | 3.69 |
| WoPhII,IV | 3.86 | 4.08 | 0.310724959 | 3.77 | 3.47 |
| WoPhIII,IV | 3.62 | 3.808 | 0.24692104 | 3.44 | 3.14 |
| WoPhIV,IV | 3.39 | 3.528 | 0.199047733 | 3.24 | 2.5 |
| Foot Length | 93.24 | 93.66 | 11.17962209 | 136.79 | 114.17 |
| Lotmt | 216.22 | 221.428 | 29.35994244 | 179.85 | 152.07 |
| Lott | 249 | 248.456 | 28.22140021 | 246.68 | 239.9 |
| LoFem | 119.24 | 116.696 | 11.60525872 | 105.73 | 101.96 |
| Wotmt@prox | 21.73 | 22.522 | 2.434937371 | 16.92 | 15.99 |
| Wotmt@cond | 21.07 | 20.296 | 1.736571335 | 17.54 | 15.96 |
| Wott@prox | 23.43 | 24.326 | 2.229894616 | 19.15 | 18.11 |
| Wott@mid | 12.64 | 11.144 | 1.847817632 | 8.57 | 7.87 |
| Wott@cond | 19.37 | 19.142 | 1.773378132 | 15.26 | 14.58 |
| Wofem@cond | 24.03 | 23.836 | 2.533166003 | 18.14 | 16.93 |

| Name | <i>Ardea herodias</i> | <i>Ardea herodias</i> | <i>Ardea herodias</i> | <i>Ardea herodias</i> | <i>Butorides virescens</i> |
|--------------|-----------------------|-----------------------|-----------------------|-----------------------|----------------------------|
| Specimen # | 22599 | ? | AVERAGE | STDEV | 24321 |
| M/F | M | ? | | | M |
| LoDI | 45.53 | 43.75 | 44.954 | 1.820145599 | 21.48 |
| w/claw | 68.42 | N/A | 65.59 | | N/A |
| LoDII | 76.01 | 74.29 | 74.472 | 3.366343714 | 32.46 |
| w/claw | 89.72 | N/A | 88.62 | | 41.03 |
| LoDIII | 106.88 | 104.43 | 104.95 | 4.890669688 | 45.68 |
| w/claw | 126.75 | N/A | 122.86 | | 55.84 |
| LoDIV | 90.25 | 86.26 | 87.152 | 4.826175504 | 34.82 |
| w/claw | 108.91 | N/A | 102.4475 | | 43.14 |
| W@Pjoint II | 5.02 | 5.04 | 5.076 | 0.336273698 | 2.7 |
| W@Pjoint III | 5.66 | 5.71 | 5.732 | 0.390217888 | 2.68 |
| W@Pjoint IV | 5.49 | 5.48 | 5.57 | 0.40068691 | 2.49 |
| W@2joint III | 4.36 | 4.61 | 4.624 | 0.541691794 | 2.25 |
| W@2joint IV | 4.24 | 4.45 | 4.442 | 0.233388089 | 2.09 |
| W@3joint IV | 3.42 | 3.75 | 3.702 | 0.186198818 | 1.72 |
| LoPhI,II | 44.32 | 43.09 | 43.366 | 1.515595592 | 18.24 |
| LoPhII,II | 31.88 | 31.32 | 31.69 | 2.001536909 | 15.01 |
| LoPhI,III | 41.14 | 39.18 | 39.698 | 1.439347074 | 15.83 |
| LoPhII,III | 40.48 | 39.81 | 39.596 | 2.065969506 | 17.87 |
| LoPhIII,III | 28.13 | 28.6 | 27.73 | 1.965006361 | 13.77 |
| LoPhI,IV | 27.92 | 27.4 | 27.564 | 1.328770108 | 10.28 |
| LoPhII,IV | 24.18 | 23.64 | 23.394 | 1.437264763 | 9.29 |
| LoPhIII,IV | 21.43 | 19.56 | 20.338 | 1.289852705 | 8.33 |
| LoPhIV,IV | 18.77 | 18.46 | 18.232 | 1.166134641 | 8.82 |
| WoPhI,II | 3.84 | 3.91 | 3.922 | 0.057619441 | 1.74 |
| WoPhII,II | 3.04 | 3.31 | 3.19 | 0.156044865 | 1.32 |
| WoPhI,III | 3.97 | 4.29 | 4.062 | 0.156428898 | 1.74 |
| WoPhII,III | 3.54 | 3.91 | 3.704 | 0.168315181 | 1.56 |
| WoPhIII,III | 2.79 | 3.12 | 2.906 | 0.130115333 | 1.27 |
| WoPhI,IV | 3.8 | 3.83 | 3.792 | 0.108719823 | 1.71 |
| WoPhII,IV | 3.66 | 3.82 | 3.642 | 0.158965405 | 1.63 |
| WoPhIII,IV | 3.04 | 3.44 | 3.232 | 0.19318385 | 1.42 |
| WoPhIV,IV | 2.48 | 2.76 | 2.704 | 0.319812445 | 1.27 |
| Foot Length | 127.04 | 123.37 | 126.292 | 8.37665327 | 54 |
| Lotmt | 187.38 | 195.81 | 182.644 | 18.55765556 | 54.79 |
| Lott | 252.38 | 264 | 234.768 | 36.79198989 | 84.59 |
| LoFem | 108.85 | 103.23 | 105.398 | 2.822511293 | 50.49 |
| Wotmt@prox | 16.92 | 16.91 | 16.652 | 0.408007353 | 7.49 |
| Wotmt@cond | 17.91 | 16.9 | 17.126 | 0.747382098 | 6.91 |
| Wott@prox | 19.31 | 19.15 | 18.842 | 0.516836531 | 8.62 |
| Wott@mid | 8.57 | 9.27 | 8.594 | 0.497875486 | 3.61 |
| Wott@cond | 15.55 | 16.02 | 15.262 | 0.559839263 | 7.09 |
| Wofem@cond | 18.36 | 17.95 | 17.82 | 0.550681396 | 7.4 |

| Name | <i>Butorides virescens</i> | <i>Butorides virescens</i> | <i>Butorides virescens</i> | <i>Butorides virescens</i> |
|--------------|----------------------------|----------------------------|----------------------------|----------------------------|
| Specimen # | 15556 | 14981 | 22571 | 14593 |
| M/F | F | M | F | M |
| LoDI | 21.3 | 20.59 | 21.22 | 20.39 |
| w/claw | N/A | 33 | N/A | N/A |
| LoDII | 31.55 | 31.77 | 31.19 | 30.34 |
| w/claw | N/A | 42.29 | N/A | N/A |
| LoDIII | 44.72 | 45.97 | 43.27 | 44.08 |
| w/claw | N/A | 55.96 | N/A | N/A |
| LoDIV | 36.5 | 36.02 | 32.94 | 34.87 |
| w/claw | N/A | 42.18 | N/A | N/A |
| W@Pjoint II | 2.34 | 2.43 | 2.59 | 2.18 |
| W@Pjoint III | 2.44 | 2.56 | 2.69 | 2.41 |
| W@Pjoint IV | 2.22 | 2.43 | 2.42 | 2.07 |
| W@2joint III | 1.69 | 1.98 | 2.2 | 2.11 |
| W@2joint IV | 2.07 | 2.16 | 2.14 | 2.24 |
| W@3joint IV | 1.71 | 1.88 | 1.91 | 1.64 |
| LoPhI,II | 17.58 | 19.1 | 17.79 | 17.19 |
| LoPhII,II | 14.72 | 14.85 | 14.24 | 13.93 |
| LoPhI,III | 15.07 | 15.64 | 15.26 | 14.64 |
| LoPhII,III | 16.76 | 17.78 | 16.75 | 16.06 |
| LoPhIII,III | 13.6 | 13.49 | 12.68 | 14.15 |
| LoPhI,IV | 10.61 | 10.58 | 10.21 | 10.4 |
| LoPhII,IV | 9.55 | 9.53 | 9.85 | 9.3 |
| LoPhIII,IV | 8.9 | 9.02 | 7.03 | 8.05 |
| LoPhIV,IV | 8.64 | 8.72 | 6.15 | 8.01 |
| WoPhI,II | 1.69 | 1.73 | 1.87 | 1.61 |
| WoPhII,II | 1.3 | 1.45 | 1.4 | 1.3 |
| WoPhI,III | 1.71 | 1.81 | 1.7 | 1.76 |
| WoPhII,III | 1.51 | 1.64 | 1.54 | 1.5 |
| WoPhIII,III | 1.2 | 1.27 | 1.24 | 1.32 |
| WoPhI,IV | 1.54 | 1.67 | 1.56 | 1.52 |
| WoPhII,IV | 1.54 | 1.73 | 1.61 | 1.56 |
| WoPhIII,IV | 1.44 | 1.52 | 1.47 | 1.46 |
| WoPhIV,IV | 1.23 | 1.27 | 1.5 | 1.24 |
| Foot Length | 52.27 | 51.81 | 49.32 | 50.52 |
| Lotmt | 50.46 | 53.56 | 51.33 | 47.97 |
| Lott | 79.81 | 83.61 | 79.4 | 77.1 |
| LoFem | 48.81 | 51.11 | 50.6 | 48.03 |
| Wotmt@prox | 7.7 | 7.29 | 7.02 | 7.28 |
| Wotmt@cond | 6.48 | 6.77 | 6.66 | 6.56 |
| Wott@prox | 7.59 | 7.87 | 7.82 | 7.2 |
| Wott@mid | 3.1 | 3.57 | 3.96 | 3.13 |
| Wott@cond | 6.56 | 6.71 | 6.44 | 6.33 |
| Wofem@cond | 6.78 | 7.38 | 7.53 | 7.26 |

| Name | <i>Butorides virescens</i> | <i>Butorides virescens</i> | <i>Eudocimus albus</i> | <i>Eudocimus albus</i> |
|--------------|----------------------------|----------------------------|------------------------|------------------------|
| Specimen # | AVERAGE | STDEV | 30246 | 24899 |
| M/F | | | F | F |
| LoDI | 20.996 | 0.47668648 | 21.33 | 22.37 |
| w/claw | | | N/A | N/A |
| LoDII | 31.462 | 0.779660182 | 40.57 | 43.65 |
| w/claw | 41.66 | | N/A | N/A |
| LoDIII | 44.744 | 1.117286892 | 56.25 | 62.4 |
| w/claw | 55.9 | | N/A | N/A |
| LoDIV | 35.03 | 1.376481021 | 49.97 | 53.86 |
| w/claw | 42.66 | | N/A | N/A |
| W@Pjoint II | 2.448 | 0.204621602 | 2.88 | 3.27 |
| W@Pjoint III | 2.556 | 0.130499042 | 3.63 | 4.01 |
| W@Pjoint IV | 2.326 | 0.175584737 | 3.15 | 3.46 |
| W@2joint III | 2.046 | 0.223897298 | 2.68 | 3.02 |
| W@2joint IV | 2.14 | 0.06670832 | 2.64 | 2.95 |
| W@3joint IV | 1.772 | 0.116918775 | 2.15 | 2.4 |
| LoPhI,II | 17.98 | 0.731812818 | 22.9 | 24.67 |
| LoPhII,II | 14.55 | 0.450277692 | 10.08 | 19.42 |
| LoPhI,III | 15.288 | 0.470605992 | 22.03 | 24.36 |
| LoPhII,III | 17.044 | 0.768003906 | 19.42 | 22.05 |
| LoPhIII,III | 13.538 | 0.540989834 | 15.79 | 17.67 |
| LoPhI,IV | 10.416 | 0.177285081 | 17.16 | 18.17 |
| LoPhII,IV | 9.504 | 0.229085137 | 11.43 | 13.14 |
| LoPhIII,IV | 8.266 | 0.798266873 | 10.26 | 11.19 |
| LoPhIV,IV | 8.068 | 1.118020572 | 11.93 | 12.5 |
| WoPhI,II | 1.728 | 0.094445752 | 2.21 | 2.6 |
| WoPhII,II | 1.354 | 0.067675697 | 1.69 | 2.2 |
| WoPhI,III | 1.744 | 0.043931765 | 2.86 | 3.25 |
| WoPhII,III | 1.55 | 0.055677644 | 2.25 | 2.69 |
| WoPhIII,III | 1.26 | 0.044158804 | 1.77 | 2.21 |
| WoPhI,IV | 1.6 | 0.084557673 | 2.27 | 2.47 |
| WoPhII,IV | 1.614 | 0.07436397 | 2.24 | 2.53 |
| WoPhIII,IV | 1.462 | 0.037682887 | 1.99 | 2.24 |
| WoPhIV,IV | 1.302 | 0.112116011 | 1.53 | 1.86 |
| Foot Length | 51.584 | 1.77598705 | 70.14 | 75.24 |
| Lotmt | 51.622 | 2.672296765 | 87.86 | 98.64 |
| Lott | 80.902 | 3.116018293 | 123.37 | 135.08 |
| LoFem | 49.808 | 1.317657012 | 58.55 | 62.4 |
| Wotmt@prox | 7.356 | 0.25461736 | 10.2 | 12.31 |
| Wotmt@cond | 6.676 | 0.170088212 | 10.36 | 11.77 |
| Wott@prox | 7.82 | 0.519567128 | 12.06 | 14.22 |
| Wott@mid | 3.474 | 0.361289358 | 5.24 | 6.19 |
| Wott@cond | 6.626 | 0.295347253 | 8.91 | 10.56 |
| Wofem@cond | 7.27 | 0.290172363 | 11.3 | 13.27 |

| Name | <i>Eudocimus albus</i> | <i>Eudocimus albus</i> | <i>Eudocimus albus</i> | <i>Eudocimus albus</i> |
|--------------|------------------------|------------------------|------------------------|------------------------|
| Specimen # | 55618 | 55645 | 55615 | AVERAGE |
| M/F | M | F | F | |
| LoDI | 23.22 | 22.11 | 22.16 | 22.238 |
| w/claw | N/A | N/A | N/A | |
| LoDII | 44.16 | 41.57 | 42.64 | 42.518 |
| w/claw | N/A | N/A | N/A | |
| LoDIII | 63.54 | 59.33 | 60.93 | 60.49 |
| w/claw | N/A | N/A | N/A | |
| LoDIV | 53.93 | 52.42 | 51.12 | 52.26 |
| w/claw | N/A | N/A | N/A | |
| W@Pjoint II | 3.19 | 2.91 | 2.94 | 3.038 |
| W@Pjoint III | 4.01 | 3.77 | 3.69 | 3.822 |
| W@Pjoint IV | 3.44 | 3.06 | 3.2 | 3.262 |
| W@2joint III | 3.15 | 2.84 | 2.76 | 2.89 |
| W@2joint IV | 2.87 | 2.65 | 2.71 | 2.764 |
| W@3joint IV | 2.38 | 2.08 | 2.22 | 2.246 |
| LoPhI,II | 25.08 | 24.07 | 24.52 | 24.248 |
| LoPhII,II | 19.65 | 18.16 | 18.95 | 17.252 |
| LoPhI,III | 24.98 | 23.47 | 23.85 | 23.738 |
| LoPhII,III | 22.54 | 21.18 | 21.55 | 21.348 |
| LoPhIII,III | 17.79 | 16.85 | 17.07 | 17.034 |
| LoPhI,IV | 19.11 | 18.73 | 18.04 | 18.242 |
| LoPhII,IV | 13.11 | 12.97 | 12.4 | 12.61 |
| LoPhIII,IV | 11.04 | 11.18 | 10.66 | 10.866 |
| LoPhIV,IV | 13.15 | 11.92 | 12.49 | 12.398 |
| WoPhI,II | 2.56 | 2.39 | 2.37 | 2.426 |
| WoPhII,II | 2.08 | 1.87 | 1.88 | 1.944 |
| WoPhI,III | 3.26 | 2.93 | 2.86 | 3.032 |
| WoPhII,III | 2.68 | 2.44 | 2.41 | 2.494 |
| WoPhIII,III | 2.06 | 1.88 | 1.97 | 1.978 |
| WoPhI,IV | 2.53 | 2.24 | 2.29 | 2.36 |
| WoPhII,IV | 2.51 | 2.2 | 2.31 | 2.358 |
| WoPhIII,IV | 2.11 | 1.9 | 2.01 | 2.05 |
| WoPhIV,IV | 1.81 | 1.53 | 1.66 | 1.678 |
| Foot Length | 77.02 | 73.38 | 74.43 | 74.042 |
| Lotmt | 97.17 | 87.9 | 93.53 | 93.02 |
| Lott | 135.94 | 124.44 | 129.42 | 129.65 |
| LoFem | 65.22 | 60.05 | 61.49 | 61.542 |
| Wotmt@prox | 12.14 | 11.36 | 10.56 | 11.314 |
| Wotmt@cond | 12.01 | 11.45 | 10.7 | 11.258 |
| Wott@prox | 13.94 | 13.14 | 12.78 | 13.228 |
| Wott@mid | 6.14 | 5.91 | 5.79 | 5.854 |
| Wott@cond | 10.36 | 9.62 | 9.16 | 9.722 |
| Wofem@cond | 13.14 | 12.07 | 12.22 | 12.4 |

| Name | <i>Eudocimus albus</i> | <i>Ajaja ajaja</i> | <i>Ajaja ajaja</i> | <i>Ajaja ajaja</i> | <i>Ajaja ajaja</i> | <i>Ajaja ajaja</i> |
|--------------|------------------------|--------------------|--------------------|--------------------|--------------------|--------------------|
| Specimen # | STDEV | 37549 | 37548 | 34659 | AVERAGE | STDEV |
| M/F | | ? | M | F | | |
| LoDI | 0.676143476 | 27.67 | 26.76 | 28.1 | 27.51 | 0.6841783 |
| w/claw | | N/A | N/A | N/A | | |
| LoDII | 1.473590852 | 51.81 | 49.81 | 51.4 | 51.006667 | 1.0564248 |
| w/claw | | N/A | N/A | N/A | | |
| LoDIII | 2.849008599 | 73.72 | 70.8 | 71.24 | 71.92 | 1.5742935 |
| w/claw | | N/A | N/A | N/A | | |
| LoDIV | 1.726137306 | 65.35 | 60.47 | 62.44 | 62.753333 | 2.4550424 |
| w/claw | | N/A | N/A | N/A | | |
| W@Pjoint II | 0.178801566 | 3.97 | 3.65 | 3.86 | 3.8266667 | 0.1625833 |
| W@Pjoint III | 0.178661691 | 5.04 | 4.86 | 4.84 | 4.9133333 | 0.1101514 |
| W@Pjoint IV | 0.178941331 | 4.41 | 4.16 | 4.15 | 4.24 | 0.1473092 |
| W@2joint III | 0.192353841 | 4.08 | 3.54 | 3.66 | 3.76 | 0.2835489 |
| W@2joint IV | 0.13885244 | 3.63 | 3.29 | 3.5 | 3.4733333 | 0.1715615 |
| W@3joint IV | 0.140641388 | 2.91 | 2.54 | 2.64 | 2.6966667 | 0.1913984 |
| LoPhI,II | 0.835625514 | 31.54 | 30.57 | 31.24 | 31.116667 | 0.4966219 |
| LoPhII,II | 4.049564174 | 20.59 | 19.68 | 20.59 | 20.286667 | 0.5253887 |
| LoPhI,III | 1.110301761 | 33.59 | 32.57 | 32.47 | 32.876667 | 0.6197849 |
| LoPhII,III | 1.193721073 | 23.99 | 23.05 | 23.51 | 23.516667 | 0.4700355 |
| LoPhIII,III | 0.799799975 | 18.35 | 17.52 | 17.74 | 17.87 | 0.43 |
| LoPhI,IV | 0.743014132 | 25.67 | 23.87 | 24.42 | 24.653333 | 0.9224063 |
| LoPhII,IV | 0.724051103 | 15.58 | 14.67 | 14.69 | 14.98 | 0.5197115 |
| LoPhIII,IV | 0.401098492 | 12.29 | 11.42 | 11.62 | 11.776667 | 0.455668 |
| LoPhIV,IV | 0.507907472 | 14.17 | 12.75 | 13.39 | 13.436667 | 0.7111493 |
| WoPhI,II | 0.157575379 | 2.91 | 2.87 | 2.74 | 2.84 | 0.0888819 |
| WoPhII,II | 0.198821528 | 3.03 | 2.41 | 2.26 | 2.5666667 | 0.4082075 |
| WoPhI,III | 0.205596693 | 3.74 | 3.84 | 3.58 | 3.72 | 0.1311488 |
| WoPhII,III | 0.188759106 | 3.24 | 3.13 | 3.08 | 3.15 | 0.0818535 |
| WoPhIII,III | 0.168433963 | 2.62 | 2.37 | 2.31 | 2.4333333 | 0.1644182 |
| WoPhI,IV | 0.130766968 | 3.01 | 2.93 | 2.74 | 2.8933333 | 0.1386843 |
| WoPhII,IV | 0.153199217 | 2.95 | 2.83 | 2.69 | 2.8233333 | 0.1301281 |
| WoPhIII,IV | 0.12980755 | 2.65 | 2.4 | 2.32 | 2.4566667 | 0.1721434 |
| WoPhIV,IV | 0.153850577 | 2.32 | 1.99 | 2 | 2.1033333 | 0.1877054 |
| Foot Length | 2.555292547 | 90.64 | 89.7 | 89.23 | 89.856667 | 0.7179369 |
| Lotmt | 5.047449851 | 106.38 | 99.22 | 97.41 | 101.00333 | 4.7434622 |
| Lott | 5.824182346 | 154.76 | 146.28 | 139.72 | 146.92 | 7.5403979 |
| LoFem | 2.522136 | 79.52 | 72.36 | 71.73 | 74.536667 | 4.3271738 |
| Wotmt@prox | 0.933530931 | 13.93 | 13.05 | 12.49 | 13.156667 | 0.7259017 |
| Wotmt@cond | 0.703967329 | 13.28 | 13.16 | 12.93 | 13.123333 | 0.1778576 |
| Wott@prox | 0.875168555 | 15.55 | 15.14 | 16.04 | 15.576667 | 0.4505922 |
| Wott@mid | 0.380433963 | 7.39 | 7.57 | 7.14 | 7.3666667 | 0.2159475 |
| Wott@cond | 0.723685014 | 12.01 | 11.7 | 11.56 | 11.756667 | 0.2302897 |
| Wofem@cond | 0.814831271 | 15.12 | 14.83 | 14.87 | 14.94 | 0.1571623 |

| Name | <i>Gavia immer</i> | <i>Gavia immer</i> | <i>Gavia immer</i> | <i>Gavia immer</i> | <i>Gavia immer</i> | <i>Gavia immer</i> | <i>Gavia immer</i> |
|--------------|--------------------|--------------------|--------------------|--------------------|--------------------|--------------------|--------------------|
| Specimen # | 80915 | 36776 | 80914 | 79103 | 17715 | AVERAGE | STDEV |
| M/F | F | F | M | M | M | | |
| LoDI | 29.39 | 26.44 | 27.86 | 27.06 | 28.25 | 27.8 | 1.13262968 |
| w/claw | N/A | N/A | 36.56 | N/A | N/A | | |
| LoDII | 78.84 | 79.53 | 84.06 | 81.62 | 84.21 | 81.652 | 2.48762336 |
| w/claw | N/A | N/A | N/A | N/A | N/A | | |
| LoDIII | 95.8 | 94.19 | 97.19 | 95.24 | 101.81 | 96.846 | 2.97856173 |
| w/claw | N/A | N/A | N/A | N/A | N/A | | |
| LoDIV | 101.6 | 98.96 | 102.55 | 100.53 | 106.99 | 102.126 | 3.02843689 |
| w/claw | N/A | N/A | N/A | N/A | N/A | | |
| W@Pjoint II | 4.15 | 3.97 | 4.3 | 4.18 | 4.35 | 4.19 | 0.14815532 |
| W@Pjoint III | 5 | 4.35 | 5.38 | 5.41 | 5.36 | 5.1 | 0.45127597 |
| W@Pjoint IV | 4.35 | 4.38 | 4.44 | 4.37 | 4.68 | 4.444 | 0.13612494 |
| W@2joint III | 4.04 | 3.94 | 4.65 | 5.11 | 4.96 | 4.54 | 0.52995283 |
| W@2joint IV | 4.11 | 4.08 | 4.21 | 4.14 | 4.12 | 4.132 | 0.04868265 |
| W@3joint IV | 3.76 | 3.54 | 3.82 | 3.75 | 4.07 | 3.788 | 0.18992104 |
| LoPhI,II | 50.88 | 51.86 | 53.39 | 53.39 | 55.12 | 52.928 | 1.62532151 |
| LoPhII,II | 28.47 | 27.94 | 31.02 | 28.52 | 30.18 | 29.226 | 1.30884682 |
| LoPhI,III | 42.93 | 43.13 | 44.41 | 44.25 | 47.62 | 44.468 | 1.88027126 |
| LoPhII,III | 27.96 | 27.26 | 28.29 | 27.83 | 29.6 | 28.188 | 0.87256518 |
| LoPhIII,III | 25.65 | 24.67 | 26.04 | 24.98 | 26.49 | 25.566 | 0.74694712 |
| LoPhI,IV | 37.33 | 36.76 | 37.34 | 37.42 | 39.82 | 37.734 | 1.19552499 |
| LoPhII,IV | 22.3 | 21.94 | 22.77 | 22.36 | 23.65 | 22.604 | 0.6546984 |
| LoPhIII,IV | 19.74 | 19.83 | 20.12 | 19.52 | 21.16 | 20.074 | 0.64411179 |
| LoPhIV,IV | 23.95 | 22.69 | 24.94 | 23.95 | 24.86 | 24.078 | 0.91020327 |
| WoPhI,II | 3.57 | 3.44 | 3.97 | 3.67 | 3.82 | 3.694 | 0.20767763 |
| WoPhII,II | 3.07 | 2.61 | 2.74 | 2.93 | 2.89 | 2.848 | 0.17753873 |
| WoPhI,III | 4.16 | 3.75 | 3.97 | 4.08 | 4.16 | 4.024 | 0.17184295 |
| WoPhII,III | 3.54 | 4.11 | 3.92 | 4.01 | 3.6 | 3.836 | 0.25284383 |
| WoPhIII,III | 3.75 | 3.68 | 3.74 | 3.76 | 3.78 | 3.742 | 0.03768289 |
| WoPhI,IV | 4.2 | 3.69 | 4 | 4.01 | 4.15 | 4.01 | 0.19887182 |
| WoPhII,IV | 3.22 | 2.85 | 3.21 | 3.02 | 3.55 | 3.17 | 0.26143833 |
| WoPhIII,IV | 3.17 | 2.9 | 3.09 | 3.15 | 3.24 | 3.11 | 0.12903488 |
| WoPhIV,IV | 3.06 | 2.81 | 2.91 | 2.95 | 2.77 | 2.9 | 0.11532563 |
| Foot Length | 116.23 | 116.46 | 116.81 | 116.58 | 123.34 | 117.884 | 3.0571768 |
| Lotmt | 86.81 | 84.75 | 88.82 | 91.23 | 92.65 | 88.852 | 3.20456237 |
| Lott | 132.82 | 134.14 | 143.14 | 141.38 | 140.27 | 138.35 | 4.58574967 |
| LoFem | 54.79 | 52.65 | 56.61 | 54.1 | 54.15 | 54.46 | 1.43467766 |
| Wotmt@prox | 15.86 | 15.03 | 15.98 | 15.4 | 16.43 | 15.74 | 0.54032398 |
| Wotmt@cond | 11.56 | 10.71 | 11.05 | 11.69 | 11.76 | 11.354 | 0.45478566 |
| Wott@prox | 12.68 | 15.78 | 12.93 | 12.93 | 17.93 | 14.45 | 2.32556445 |
| Wott@mid | 8.48 | 10.81 | 8.71 | 8.73 | 11.5 | 9.646 | 1.40240151 |
| Wott@cond | 14.77 | 14.41 | 15.42 | 14.26 | 15.69 | 14.91 | 0.62461988 |
| Wofem@cond | 16.44 | 17.95 | 18.47 | 18.48 | 18.03 | 17.874 | 0.83799165 |

| Name | <i>Aechmophorus occidentalis</i> | <i>Aechmophorus oc</i> | <i>Aechmophorus</i> | <i>Aechmophorus</i> |
|--------------|----------------------------------|------------------------|---------------------|---------------------|
| Specimen # | 91861 | 81972 | 32241 | 81718 |
| M/F | F | ? | M | ? |
| LoDI | N/A | N/A | N/A | N/A |
| w/claw | N/A | N/A | N/A | N/A |
| LoDII | 52.67 | 47.91 | 53.45 | 50.5 |
| w/claw | N/A | N/A | N/A | N/A |
| LoDIII | 58.09 | 64.83 | 59.02 | 56.22 |
| w/claw | N/A | N/A | N/A | N/A |
| LoDIV | 61.5 | 71.43 | 63.7 | 65.69 |
| w/claw | N/A | N/A | N/A | N/A |
| W@Pjoint II | 4.33 | 4.36 | 4.89 | 4.45 |
| W@Pjoint III | 3.9 | 4.43 | 3.98 | 4.23 |
| W@Pjoint IV | 4.25 | 4.71 | 4.7 | 4.07 |
| W@2joint III | 4.46 | 4.97 | 4.82 | 4.59 |
| W@2joint IV | 4.02 | 4.29 | 4.27 | 4.2 |
| W@3joint IV | 3.97 | 4.21 | 4.07 | 4.08 |
| LoPhI,II | 28.22 | 30.24 | 28.81 | 27.51 |
| LoPhII,II | 24.75 | 17.74 | 25.08 | 23.89 |
| LoPhI,III | 23.32 | 25.34 | 24.66 | 24.27 |
| LoPhII,III | 17.68 | 20 | 17.59 | 17.85 |
| LoPhIII,III | 17.5 | 19.8 | 17.72 | 15.27 |
| LoPhI,IV | 24.86 | 27.32 | 25.02 | 24.45 |
| LoPhII,IV | 12.19 | 15 | 13.23 | 13.11 |
| LoPhIII,IV | 12.04 | 14.9 | 12.52 | 12.37 |
| LoPhIV,IV | 14.64 | 16.47 | 14.87 | 17.82 |
| WoPhI,II | 3.67 | 3.44 | 3.71 | 3.8 |
| WoPhII,II | 2.53 | 2.85 | 2.52 | 2.54 |
| WoPhI,III | 2.68 | 2.74 | 2.7 | 2.93 |
| WoPhII,III | 2.87 | 2.91 | 2.87 | 2.88 |
| WoPhIII,III | 2.27 | 2.55 | 2.36 | 2.77 |
| WoPhI,IV | 4.07 | 4 | 4.3 | 4.16 |
| WoPhII,IV | 2.9 | 3.19 | 3.18 | 3.15 |
| WoPhIII,IV | 2.89 | 2.96 | 3.06 | 2.84 |
| WoPhIV,IV | 2.75 | 2.99 | 2.95 | 2.37 |
| Foot Length | 73.4 | 81.06 | 76.28 | 70.01 |
| Lotmt | 69.77 | 78.3 | 78.17 | 70.36 |
| Lott | 111.27 | 125.19 | 122.35 | 113.81 |
| LoFem | 42 | 47.29 | 44.95 | 42.86 |
| Wotmt@prox | 11.47 | 12.56 | 12.4 | 12.03 |
| Wotmt@cond | 9.36 | 9.47 | 9.8 | 8.6 |
| Wott@prox | 10.3 | 16.68 | 11.35 | 10.26 |
| Wott@mid | 6.98 | 10.05 | 7.98 | 7.58 |
| Wott@cond | 9.58 | 10.27 | 10.65 | 10.05 |
| Wofem@cond | 12.58 | 13.98 | 14.23 | 13.14 |

| Name | <i>Aechmophorus</i> | <i>Aechmophorus</i> | <i>Aechmophorus</i> | <i>Podiceps auritus</i> |
|--------------|---------------------|---------------------|---------------------|-------------------------|
| Specimen # | 19592 | AVERAGE | STDEV | 21229 |
| M/F | ? | | | M |
| LoDI | N/A | | | N/A |
| w/claw | N/A | | | N/A |
| LoDII | 56.68 | 52.242 | 3.284017357 | 31.85 |
| w/claw | N/A | | | N/A |
| LoDIII | 60.89 | 59.81 | 3.272514324 | 38.8 |
| w/claw | N/A | | | N/A |
| LoDIV | 70.71 | 66.606 | 4.343642481 | 48.65 |
| w/claw | N/A | | | N/A |
| W@Pjoint II | 4.86 | 4.578 | 0.274899982 | 3.52 |
| W@Pjoint III | 4.62 | 4.232 | 0.301446513 | 2.75 |
| W@Pjoint IV | 4.98 | 4.542 | 0.371846743 | 3.07 |
| W@2joint III | 5.26 | 4.82 | 0.315673882 | 3.3 |
| W@2joint IV | 4.76 | 4.308 | 0.274171479 | 2.98 |
| W@3joint IV | 4.32 | 4.13 | 0.136198385 | 2.48 |
| LoPhI,II | 30.55 | 29.066 | 1.302201981 | 17.21 |
| LoPhII,II | 27.28 | 23.748 | 3.583625259 | 15.11 |
| LoPhI,III | 26.58 | 24.834 | 1.219130838 | 17.3 |
| LoPhII,III | 19.54 | 18.532 | 1.145587186 | 11.87 |
| LoPhIII,III | 16.52 | 17.362 | 1.671562144 | 10.05 |
| LoPhI,IV | 25.98 | 25.526 | 1.149121404 | 18.87 |
| LoPhII,IV | 13.88 | 13.482 | 1.04089865 | 9.59 |
| LoPhIII,IV | 13.29 | 13.024 | 1.14456542 | 8.76 |
| LoPhIV,IV | 20.07 | 16.774 | 2.248850818 | 11.77 |
| WoPhI,II | 4 | 3.724 | 0.203543607 | 2.95 |
| WoPhII,II | 2.97 | 2.682 | 0.21253235 | 1.92 |
| WoPhI,III | 2.89 | 2.788 | 0.114324101 | 1.98 |
| WoPhII,III | 3.22 | 2.95 | 0.151822265 | 2.02 |
| WoPhIII,III | 3.37 | 2.664 | 0.438839378 | 2.05 |
| WoPhI,IV | 4.54 | 4.214 | 0.213962614 | 2.45 |
| WoPhII,IV | 3.45 | 3.174 | 0.19501282 | 2.22 |
| WoPhIII,IV | 3.36 | 3.022 | 0.206203783 | 2.13 |
| WoPhIV,IV | 2.86 | 2.784 | 0.249158584 | 1.87 |
| Foot Length | 70.3 | 74.21 | 4.604117722 | 51.12 |
| Lotmt | 78.82 | 75.084 | 4.592889069 | 47.71 |
| Lott | 126.09 | 119.742 | 6.777589542 | 76.44 |
| LoFem | 46.58 | 44.736 | 2.289875542 | 34.84 |
| Wotmt@prox | 12.92 | 12.276 | 0.552476244 | 8.32 |
| Wotmt@cond | 9.64 | 9.374 | 0.463874983 | 6.33 |
| Wott@prox | 16.45 | 13.008 | 3.277372423 | 10.46 |
| Wott@mid | 11.56 | 8.83 | 1.91368754 | 7.31 |
| Wott@cond | 10.8 | 10.27 | 0.487288416 | 7.35 |
| Wofem@cond | 14.61 | 13.708 | 0.829921683 | 9.52 |

| Name | <i>Podiceps auritus</i> | <i>Podiceps auritus</i> | <i>Podiceps auritus</i> | <i>Podiceps auritus</i> |
|--------------|-------------------------|-------------------------|-------------------------|-------------------------|
| Specimen # | 21227 | 21228 | AVERAGE | STDEV |
| M/F | F | M | | |
| LoDI | N/A | N/A | | |
| w/claw | N/A | N/A | | |
| LoDII | 34.03 | 32.86 | 32.585 | 1.106661647 |
| w/claw | N/A | N/A | | |
| LoDIII | 41.7 | 41.24 | 40.1875 | 1.495222949 |
| w/claw | N/A | N/A | | |
| LoDIV | 48.25 | 46.68 | 47.285 | 1.430163161 |
| w/claw | N/A | 50.11 | | |
| W@Pjoint II | 3.81 | 3.35 | 3.54 | 0.194079022 |
| W@Pjoint III | 3.12 | 3 | 2.96 | 0.154272486 |
| W@Pjoint IV | 3.01 | 3.44 | 3.1225 | 0.215619263 |
| W@2joint III | 3.31 | 3.35 | 3.255 | 0.131782649 |
| W@2joint IV | 3.04 | 3.17 | 3.07 | 0.080415587 |
| W@3joint IV | 3.1 | 3.07 | 2.9275 | 0.298817112 |
| LoPhI,II | 17.78 | 17.21 | 17.2025 | 0.477729003 |
| LoPhII,II | 16.33 | 16.07 | 15.625 | 0.674166152 |
| LoPhI,III | 16.71 | 16.72 | 16.5725 | 0.729171905 |
| LoPhII,III | 12.6 | 12.41 | 12.2075 | 0.353683003 |
| LoPhIII,III | 12.63 | 12.49 | 11.62 | 1.202497401 |
| LoPhI,IV | 19.66 | 18.9 | 18.93 | 0.561842208 |
| LoPhII,IV | 10.14 | 10.06 | 9.815 | 0.334315221 |
| LoPhIII,IV | 8.97 | 9.06 | 8.78 | 0.325269119 |
| LoPhIV,IV | 10.92 | 10.4 | 10.86 | 0.659140855 |
| WoPhI,II | 2.95 | 3.01 | 2.9375 | 0.070887234 |
| WoPhII,II | 1.91 | 2.15 | 2.11 | 0.258327957 |
| WoPhI,III | 2.02 | 2.14 | 2.035 | 0.071879529 |
| WoPhII,III | 1.98 | 2.22 | 2.0375 | 0.127115433 |
| WoPhIII,III | 1.8 | 2.14 | 2.0925 | 0.239635139 |
| WoPhI,IV | 2.45 | 2.8 | 2.555 | 0.16663333 |
| WoPhII,IV | 2.15 | 2.48 | 2.245 | 0.161348484 |
| WoPhIII,IV | 2.2 | 2.46 | 2.2125 | 0.174618632 |
| WoPhIV,IV | 1.99 | 2.63 | 2.1125 | 0.34874776 |
| Foot Length | 51.22 | 50.15 | 50.4375 | 0.921461701 |
| Lotmt | 48.58 | 45.88 | 46.7425 | 1.715582991 |
| Lott | 77.21 | 72.12 | 74.1425 | 3.159687485 |
| LoFem | 32.75 | 32.4 | 32.9675 | 1.298495925 |
| Wotmt@prox | 7.81 | 8.55 | 8.18 | 0.323006708 |
| Wotmt@cond | 6.29 | 6.12 | 6.1275 | 0.255130685 |
| Wott@prox | 11.44 | 12.92 | 11.1125 | 1.413963107 |
| Wott@mid | 6.51 | 6.54 | 6.64 | 0.472369912 |
| Wott@cond | 6.75 | 6.91 | 6.9825 | 0.257082996 |
| Wofem@cond | 9.56 | 9.88 | 9.52 | 0.311555239 |

| Name | <i>Fulica americana</i> | <i>Fulica americana</i> | <i>Fulica americana</i> | <i>Fulica americana</i> | <i>Fulica americana</i> |
|--------------|-------------------------|-------------------------|-------------------------|-------------------------|-------------------------|
| Specimen # | 15254 | 19163 | 11517 | 11402 | AVERAGE |
| M/F | M | F | M | F | |
| LoDI | 22.11 | 18.56 | 22.98 | 19.61 | 20.815 |
| w/claw | 29.56 | 25.56 | N/A | 29.68 | 28.26666667 |
| LoDII | 54.85 | 50.29 | 59.19 | 48.97 | 53.325 |
| w/claw | 68.34 | 55.99 | N/A | 61.72 | 62.01666667 |
| LoDIII | 68.73 | 62.41 | 79.2 | 62.87 | 68.3025 |
| w/claw | 81.52 | 67.51 | N/A | N/A | 74.515 |
| LoDIV | 60.24 | 52.75 | 70.37 | 55.2 | 59.64 |
| w/claw | 70.45 | 60.5 | N/A | 63.11 | 64.68666667 |
| W@Pjoint II | 3.51 | 3.32 | 3.69 | 3.55 | 3.5175 |
| W@Pjoint III | 4.22 | 3.89 | 4.14 | 3.81 | 4.015 |
| W@Pjoint IV | 4.01 | 3.57 | 3.98 | 3.83 | 3.8475 |
| W@2joint III | 3.26 | 3.02 | 3.67 | 3.07 | 3.255 |
| W@2joint IV | 3.04 | 2.68 | 2.99 | 2.61 | 2.83 |
| W@3joint IV | 2.51 | 2.24 | 2.55 | 2.35 | 2.4125 |
| LoPhI,II | 29.89 | 27.73 | 32.31 | 26.87 | 29.2 |
| LoPhII,II | 26 | 23.22 | 27.7 | 23.4 | 25.08 |
| LoPhI,III | 27 | 24.49 | 29.43 | 24.16 | 26.27 |
| LoPhII,III | 21.43 | 18.4 | 23.4 | 18.6 | 20.4575 |
| LoPhIII,III | 23.64 | 20.86 | 27.87 | 20.96 | 23.3325 |
| LoPhI,IV | 23.61 | 10.98 | 26.16 | 20.49 | 20.31 |
| LoPhII,IV | 13.64 | 12.12 | 14.98 | 12.02 | 13.19 |
| LoPhIII,IV | 10.35 | 8.73 | 12.03 | 9.81 | 10.23 |
| LoPhIV,IV | 16.7 | 13.67 | 18.04 | 14.7 | 15.7775 |
| WoPhI,II | 2.67 | 2.22 | 2.48 | 2.47 | 2.46 |
| WoPhII,II | 1.86 | 1.56 | 1.71 | 1.67 | 1.7 |
| WoPhI,III | 3.03 | 2.87 | 2.92 | 2.81 | 2.9075 |
| WoPhII,III | 2.45 | 2.39 | 2.45 | 2.31 | 2.4 |
| WoPhIII,III | 1.88 | 2.26 | 1.7 | 1.78 | 1.905 |
| WoPhI,IV | 2.45 | 2.25 | 2.31 | 2.4 | 2.3525 |
| WoPhII,IV | 2.39 | 1.97 | 2.17 | 2.19 | 2.18 |
| WoPhIII,IV | 1.87 | 1.58 | 1.88 | 1.81 | 1.785 |
| WoPhIV,IV | 1.43 | 1.17 | 1.28 | 1.32 | 1.3 |
| Foot Length | 83.9 | 73.76 | 92.24 | 73.5 | 80.85 |
| Lotmt | 60.81 | 56.08 | 63.62 | 55.29 | 58.95 |
| Lott | 95.55 | 89.43 | 98.07 | 89.71 | 93.19 |
| LoFem | 56.61 | 51.96 | 58.14 | 52.89 | 54.9 |
| Wotmt@prox | 9.35 | 8.6 | 9.6 | 8.71 | 9.065 |
| Wotmt@cond | 8.58 | 8.01 | 9.04 | 8.18 | 8.4525 |
| Wott@prox | 11.61 | 9.92 | 9.34 | 9.48 | 10.0875 |
| Wott@mid | 5.64 | 4.68 | 4.4 | 4.79 | 4.8775 |
| Wott@cond | 8.86 | 8.39 | 8.94 | 8.21 | 8.6 |
| Wofem@cond | 10.73 | 9.17 | 10.29 | 9.73 | 9.98 |

| Name | <i>Fulica americana</i> | <i>Recurvirostra amer</i> | <i>Recurvirostra ame</i> | <i>Recurvirostra</i> |
|--------------|-------------------------|---------------------------|--------------------------|----------------------|
| Specimen # | STDEV | 23134 | 19185 | 23137 |
| M/F | | M | F | F |
| LoDI | 2.073748619 | N/A | N/A | N/A |
| w/claw | | N/A | N/A | N/A |
| LoDII | 4.651204145 | 32.72 | 31.77 | 31.99 |
| w/claw | | 38.34 | N/A | N/A |
| LoDIII | 7.813916538 | 39.93 | 39.98 | 39.74 |
| w/claw | | 47.15 | N/A | N/A |
| LoDIV | 7.803388153 | 35.95 | 36.83 | 34.32 |
| w/claw | | 41.27 | N/A | N/A |
| W@Pjoint II | 0.152616076 | 2.36 | 2.06 | 2.07 |
| W@Pjoint III | 0.196044213 | 3.05 | 2.8 | 2.87 |
| W@Pjoint IV | 0.201059693 | 2.52 | 2.4 | 2.3 |
| W@2joint III | 0.295352896 | 2.5 | 2.32 | 2.25 |
| W@2joint IV | 0.216487105 | 2.2 | 1.91 | 1.93 |
| W@3joint IV | 0.143845982 | 1.96 | 1.48 | 1.61 |
| LoPhI,II | 2.431597554 | 20.08 | 19.39 | 19.13 |
| LoPhII,II | 2.159691336 | 12.74 | 12.72 | 13.44 |
| LoPhI,III | 2.458929306 | 21.36 | 20.72 | 20.84 |
| LoPhII,III | 2.400532927 | 12.48 | 11.72 | 11.71 |
| LoPhIII,III | 3.287627057 | 8.47 | 8.27 | 8.21 |
| LoPhI,IV | 6.638117203 | 14.27 | 4.42 | 13.52 |
| LoPhII,IV | 1.404801291 | 10.04 | 10.05 | 9.25 |
| LoPhIII,IV | 1.376081393 | 7.71 | 7.51 | 7.09 |
| LoPhIV,IV | 1.964049813 | 6.19 | 5.61 | 5.58 |
| WoPhI,II | 0.184571576 | 2.12 | 1.75 | 1.9 |
| WoPhII,II | 0.124096736 | 1.55 | 1.38 | 1.51 |
| WoPhI,III | 0.093229108 | 2.67 | 1.94 | 2.17 |
| WoPhII,III | 0.066332496 | 2.01 | 1.84 | 1.88 |
| WoPhIII,III | 0.247857486 | 1.83 | 1.66 | 1.66 |
| WoPhI,IV | 0.089582364 | 1.72 | 1.62 | 1.67 |
| WoPhII,IV | 0.171658576 | 1.69 | 1.55 | 1.66 |
| WoPhIII,IV | 0.140118997 | 1.58 | 1.44 | 1.54 |
| WoPhIV,IV | 0.107393358 | 1.31 | 1.18 | 1.14 |
| Foot Length | 9.006020209 | 48.77 | 51.64 | 51.16 |
| Lotmt | 3.953943179 | 103.48 | 103.64 | 99.88 |
| Lott | 4.306274492 | 120.35 | 118.18 | 117.2 |
| LoFem | 2.949881354 | 41.08 | 41.09 | 40.87 |
| Wotmt@prox | 0.486381195 | 8.14 | 8.08 | 8.19 |
| Wotmt@cond | 0.458793708 | 7.25 | 6.66 | 6.78 |
| Wott@prox | 1.044649064 | 10.38 | 10.51 | 10 |
| Wott@mid | 0.534189417 | 3.51 | 3.61 | 3.45 |
| Wott@cond | 0.355621522 | 7.14 | 6.69 | 7.15 |
| Wofem@cond | 0.677544586 | 9.97 | 9.94 | 9.57 |

| Name | <i>Recurvirostra</i> | <i>Recurvirostra</i> | <i>Recurvirostra</i> | <i>Larus argentatus</i> | <i>Larus argentatus</i> |
|--------------|----------------------|----------------------|----------------------|-------------------------|-------------------------|
| Specimen # | 73006 | AVERAGE | STDEV | 31939 | 17760 |
| M/F | M | | | F | M |
| LoDI | N/A | | | 3.98 | N/A |
| w/claw | N/A | | | 8.96 | N/A |
| LoDII | 31.89 | 32.0925 | 0.42789212 | 36.2 | 34.31 |
| w/claw | N/A | | | N/A | N/A |
| LoDIII | 38.93 | 39.645 | 0.48774994 | 49.45 | 46.11 |
| w/claw | N/A | | | N/A | N/A |
| LoDIV | 36.46 | 35.89 | 1.10709831 | 50.12 | 45.82 |
| w/claw | N/A | | | 58.68 | N/A |
| W@Pjoint II | 2.15 | 2.16 | 0.13928388 | 3.19 | 2.59 |
| W@Pjoint III | 2.87 | 2.8975 | 0.10688779 | 3.86 | 2.37 |
| W@Pjoint IV | 2.28 | 2.375 | 0.11 | 3.4 | 2.71 |
| W@2joint III | 2.44 | 2.3775 | 0.11324752 | 3.25 | 2.76 |
| W@2joint IV | 1.85 | 1.9725 | 0.15542951 | 2.77 | 2.3 |
| W@3joint IV | 1.57 | 1.655 | 0.21047565 | 2.17 | 1.91 |
| LoPhI,II | 19.65 | 19.5625 | 0.4050823 | 19.14 | 18.35 |
| LoPhII,II | 12.62 | 12.88 | 0.37700575 | 18.82 | 16.91 |
| LoPhI,III | 20.68 | 20.9 | 0.31411251 | 21.94 | 20.8 |
| LoPhII,III | 10.61 | 11.63 | 0.76971856 | 15.23 | 14.16 |
| LoPhIII,III | 8.26 | 8.3025 | 0.11470978 | 12.98 | 11.93 |
| LoPhI,IV | 14.43 | 11.66 | 4.84293988 | 16.84 | 16.17 |
| LoPhII,IV | 9.78 | 9.78 | 0.37478883 | 13.23 | 11.83 |
| LoPhIII,IV | 7.6 | 7.4775 | 0.27097048 | 11.24 | 9.91 |
| LoPhIV,IV | 6.38 | 5.94 | 0.40603777 | 10.88 | 9.57 |
| WoPhI,II | 1.95 | 1.93 | 0.15253415 | 2.2 | 1.68 |
| WoPhII,II | 1.58 | 1.505 | 0.08812869 | 1.74 | 1.51 |
| WoPhI,III | 2.22 | 2.25 | 0.30539592 | 2.76 | 2.35 |
| WoPhII,III | 2.14 | 1.9675 | 0.13598407 | 2.41 | 2.1 |
| WoPhIII,III | 1.79 | 1.735 | 0.08812869 | 2.19 | 1.92 |
| WoPhI,IV | 1.75 | 1.69 | 0.05715476 | 2.48 | 1.98 |
| WoPhII,IV | 1.61 | 1.6275 | 0.06130525 | 2.25 | 1.84 |
| WoPhIII,IV | 1.49 | 1.5125 | 0.06075909 | 1.96 | 1.55 |
| WoPhIV,IV | 1.27 | 1.225 | 0.07852813 | 1.71 | 1.37 |
| Foot Length | 49.83 | 50.35 | 1.30217766 | 62.23 | 59.71 |
| Lotmt | 105.44 | 103.11 | 2.32949208 | 66.34 | 60.62 |
| Lott | 121.38 | 119.2775 | 1.92278227 | 106.72 | 95.49 |
| LoFem | 42.05 | 41.2725 | 0.52816506 | 60.1 | 50.96 |
| Wotmt@prox | 8.09 | 8.125 | 0.05066228 | 11.1 | 9.9 |
| Wotmt@cond | 7.07 | 6.94 | 0.26894857 | 10.8 | 9.15 |
| Wott@prox | 10.38 | 10.3175 | 0.22035955 | 12.5 | 10.38 |
| Wott@mid | 3.49 | 3.515 | 0.06806859 | 4.7 | 3.89 |
| Wott@cond | 6.8 | 6.945 | 0.23530123 | 10.11 | 8.67 |
| Wofem@cond | 9.61 | 9.7725 | 0.21171915 | 11.99 | 10.14 |

| Name | <i>Larus argentatus</i> | <i>Larus argentatus</i> | <i>Larus argentatus</i> | <i>Larus argentatus</i> |
|--------------|-------------------------|-------------------------|-------------------------|-------------------------|
| Specimen # | 54964 | 31383 | AVERAGE | STDEV |
| M/F | M | F | | |
| LoDI | N/A | 4.25 | 4.115 | 0.190918831 |
| w/claw | N/A | 11.37 | 10.165 | |
| LoDII | 37.32 | 36.88 | 36.1775 | 1.32751334 |
| w/claw | N/A | N/A | | |
| LoDIII | 52.1 | 48.88 | 49.135 | 2.456698326 |
| w/claw | N/A | N/A | | |
| LoDIV | 50.88 | 48.71 | 48.8825 | 2.230849987 |
| w/claw | N/A | N/A | | |
| W@Pjoint II | 3.21 | 2.96 | 2.9875 | 0.288256252 |
| W@Pjoint III | 4.28 | 3.85 | 3.59 | 0.837655458 |
| W@Pjoint IV | 3.6 | 3.15 | 3.215 | 0.38370996 |
| W@2joint III | 3.65 | 3.16 | 3.205 | 0.365194012 |
| W@2joint IV | 3.05 | 2.59 | 2.6775 | 0.314894162 |
| W@3joint IV | 2.43 | 2.02 | 2.1325 | 0.225148099 |
| LoPhI,II | 20.09 | 19.15 | 19.1825 | 0.711682279 |
| LoPhII,II | 18.36 | 18.06 | 18.0375 | 0.814058761 |
| LoPhI,III | 24.39 | 22.89 | 22.505 | 1.51961618 |
| LoPhII,III | 16.09 | 15.3 | 15.195 | 0.79256966 |
| LoPhIII,III | 13.27 | 11.89 | 12.5175 | 0.711588598 |
| LoPhI,IV | 18.56 | 17.62 | 17.2975 | 1.029316116 |
| LoPhII,IV | 13.17 | 13.12 | 12.8375 | 0.67317036 |
| LoPhIII,IV | 11.39 | 10.98 | 10.88 | 0.668480865 |
| LoPhIV,IV | 10.42 | 9.37 | 10.06 | 0.711383628 |
| WoPhI,II | 2.38 | 2.25 | 2.1275 | 0.307828415 |
| WoPhII,II | 1.85 | 1.89 | 1.7475 | 0.170562794 |
| WoPhI,III | 3.11 | 3.09 | 2.8275 | 0.356499182 |
| WoPhII,III | 2.78 | 2.71 | 2.5 | 0.311234103 |
| WoPhIII,III | 2.46 | 2.42 | 2.2475 | 0.248646335 |
| WoPhI,IV | 2.59 | 2.41 | 2.365 | 0.267145404 |
| WoPhII,IV | 2.5 | 2.13 | 2.18 | 0.274104603 |
| WoPhIII,IV | 2.2 | 1.88 | 1.8975 | 0.268623032 |
| WoPhIV,IV | 1.9 | 1.76 | 1.685 | 0.224870333 |
| Foot Length | 65.77 | 62.52 | 62.5575 | 2.48576447 |
| Lotmt | 69.72 | 70.31 | 66.7475 | 4.443702473 |
| Lott | 111.16 | 109.17 | 105.635 | 7.00285894 |
| LoFem | 60.49 | 62.33 | 58.47 | 5.100228753 |
| Wotmt@prox | 12.04 | 11.2 | 11.06 | 0.88075725 |
| Wotmt@cond | 10.81 | 11.09 | 10.4625 | 0.885263614 |
| Wott@prox | 12.82 | 12.19 | 11.9725 | 1.092378903 |
| Wott@mid | 4.83 | 4.78 | 4.55 | 0.443245605 |
| Wott@cond | 10.96 | 10.13 | 9.9675 | 0.951363057 |
| Wofem@cond | 12.39 | 12.56 | 11.77 | 1.112624525 |

| Name | <i>Larus delawarensis</i> | <i>Larus delawarensis</i> | <i>Thalasseus maximus</i> | <i>Thalasseus maximus</i> |
|--------------|---------------------------|---------------------------|---------------------------|---------------------------|
| Specimen # | AVERAGE | STDEV | 38961 | 55950 |
| M/F | | | M | M |
| LoDI | 3.18 | 0.115325626 | 3.91 | 5.49 |
| w/claw | | | 7.55 | N/A |
| LoDII | 27.3475 | 0.90223334 | 16.73 | 17.84 |
| w/claw | | | 20.2 | N/A |
| LoDIII | 35.8625 | 1.222875709 | 24.8 | 26.31 |
| w/claw | | | 31.53 | N/A |
| LoDIV | 35.8075 | 1.178399338 | 24.53 | 25.38 |
| w/claw | | | 28.54 | N/A |
| W@Pjoint II | 2.115 | 0.079372539 | 1.87 | 1.73 |
| W@Pjoint III | 2.81 | 0.156843871 | 2.46 | 2.54 |
| W@Pjoint IV | 2.3775 | 0.134008706 | 2.17 | 2.18 |
| W@2joint III | 2.355 | 0.119023807 | 2.12 | 2.05 |
| W@2joint IV | 1.91 | 0.139283883 | 1.91 | 1.76 |
| W@3joint IV | 1.4975 | 0.163986788 | 1.59 | 1.33 |
| LoPhI,II | 14.725 | 0.694382219 | 9.1 | 9.99 |
| LoPhII,II | 13.2125 | 0.320559407 | 7.91 | 8.63 |
| LoPhI,III | 17.4925 | 0.382219396 | 11.89 | 12.1 |
| LoPhII,III | 11.1875 | 0.34769479 | 8.99 | 8.52 |
| LoPhIII,III | 8.3375 | 0.555840205 | 6.65 | 6.63 |
| LoPhI,IV | 12.9225 | 0.51596996 | 9.27 | 9.4 |
| LoPhII,IV | 9.3675 | 0.251975528 | 6.17 | 7.15 |
| LoPhIII,IV | 7.7875 | 0.276209462 | 5.93 | 4.91 |
| LoPhIV,IV | 7.2875 | 0.389903834 | 5.09 | 5.03 |
| WoPhI,II | 1.62 | 0.096953597 | 1.42 | 1.22 |
| WoPhII,II | 1.3975 | 0.115866302 | 1.15 | 1.15 |
| WoPhI,III | 2.17 | 0.13114877 | 1.68 | 1.62 |
| WoPhII,III | 1.94 | 0.158534959 | 1.74 | 1.61 |
| WoPhIII,III | 1.8825 | 0.068980674 | 1.6 | 1.31 |
| WoPhI,IV | 1.815 | 0.130256158 | 1.58 | 1.48 |
| WoPhII,IV | 1.615 | 0.162172747 | 1.38 | 1.29 |
| WoPhIII,IV | 1.425 | 0.12396236 | 1.18 | 1.16 |
| WoPhIV,IV | 1.305 | 0.050662281 | 1.19 | 0.93 |
| Foot Length | 46.285 | 2.013727886 | 32.33 | 33.36 |
| Lotmt | 55.85 | 1.239435355 | 34.53 | 36.49 |
| Lott | 84.2625 | 2.365972316 | 68.74 | 70.88 |
| LoFem | 43.64 | 1.539761886 | N/A | 42.96 |
| Wotmt@prox | 8.3325 | 0.432078311 | 7.16 | 7.07 |
| Wotmt@cond | 7.5725 | 0.30291638 | 6.51 | 6.43 |
| Wott@prox | 8.7125 | 0.904963167 | 5.57 | 7.74 |
| Wott@mid | 3.955 | 0.250931598 | 3.48 | 3.56 |
| Wott@cond | 7.5725 | 0.255391856 | 6.15 | 6.45 |
| Wofem@cond | 8.8175 | 0.540331688 | 6.57 | 7.52 |

| Name | <i>Thalasseus maxim</i> | <i>Thalasseus maxim</i> | <i>Thalasseus maximu</i> | <i>Thalasseus maximu</i> |
|--------------|-------------------------|-------------------------|--------------------------|--------------------------|
| Specimen # | 33293 | 39864 | AVERAGE | STDEV |
| M/F | F | F | | |
| LoDI | 5.29 | 5.02 | 4.9275 | 0.70514183 |
| w/claw | N/A | N/A | | |
| LoDII | 17.3 | 17.79 | 17.415 | 0.517590572 |
| w/claw | N/A | N/A | | |
| LoDIII | 24.87 | 26.18 | 25.54 | 0.816292431 |
| w/claw | N/A | N/A | | |
| LoDIV | 24.22 | 25.1 | 24.8075 | 0.527723097 |
| w/claw | N/A | N/A | | |
| W@Pjoint II | 1.68 | 1.94 | 1.805 | 0.120692447 |
| W@Pjoint III | 2.47 | 2.45 | 2.48 | 0.040824829 |
| W@Pjoint IV | 2.08 | 2.1 | 2.1325 | 0.049916597 |
| W@2joint III | 2.15 | 2.08 | 2.1 | 0.043969687 |
| W@2joint IV | 1.44 | 1.77 | 1.72 | 0.198829911 |
| W@3joint IV | 1.32 | 1.45 | 1.4225 | 0.126326297 |
| LoPhI,II | 10.12 | 9.7 | 9.7275 | 0.453679402 |
| LoPhII,II | 8.45 | 8.3 | 8.3225 | 0.306308668 |
| LoPhI,III | 11.86 | 11.9 | 11.9375 | 0.109658561 |
| LoPhII,III | 8.19 | 8.31 | 8.5025 | 0.352455671 |
| LoPhIII,III | 6.8 | 6.48 | 6.64 | 0.130894359 |
| LoPhI,IV | 9.19 | 9.46 | 9.33 | 0.122474487 |
| LoPhII,IV | 6.37 | 6.69 | 6.595 | 0.427512183 |
| LoPhIII,IV | 4.96 | 5.01 | 5.2025 | 0.48671518 |
| LoPhIV,IV | 4.61 | 5.53 | 5.065 | 0.376430604 |
| WoPhI,II | 1.23 | 1.27 | 1.285 | 0.092556289 |
| WoPhII,II | 1.12 | 1.22 | 1.16 | 0.042426407 |
| WoPhI,III | 1.61 | 1.72 | 1.6575 | 0.051881275 |
| WoPhII,III | 1.64 | 1.61 | 1.65 | 0.06164414 |
| WoPhIII,III | 1.44 | 1.46 | 1.4525 | 0.118708326 |
| WoPhI,IV | 1.47 | 1.59 | 1.53 | 0.063770422 |
| WoPhII,IV | 1.27 | 1.33 | 1.3175 | 0.048562674 |
| WoPhIII,IV | 1.17 | 1.2 | 1.1775 | 0.017078251 |
| WoPhIV,IV | 1.05 | 1.34 | 1.1275 | 0.177082843 |
| Foot Length | 33.98 | 33.26 | 33.2325 | 0.680753259 |
| Lotmt | 35.52 | 36.33 | 35.7175 | 0.898345702 |
| Lott | 68.75 | 69.25 | 69.405 | 1.011747663 |
| LoFem | 41.05 | 43.08 | 42.36333333 | 1.138961515 |
| Wotmt@prox | 6.98 | 7.32 | 7.1325 | 0.145 |
| Wotmt@cond | 6.4 | 6.69 | 6.5075 | 0.130224166 |
| Wott@prox | 7.84 | 7.71 | 7.215 | 1.098074072 |
| Wott@mid | 3.74 | 3.75 | 3.6325 | 0.134008706 |
| Wott@cond | 6.04 | 6.46 | 6.275 | 0.212681295 |
| Wofem@cond | 7.51 | 7.84 | 7.36 | 0.548513142 |

| Name | <i>Sterna paradisaea</i> | <i>Sterna paradisaea</i> | <i>Sterna paradisaea</i> | <i>Sterna paradisaea</i> |
|--------------|--------------------------|--------------------------|--------------------------|--------------------------|
| Specimen # | 31318 | 30748 | 30751 | 30637 |
| M/F | M | M | M | M |
| LoDI | N/A | 3.17 | 2.39 | 2.64 |
| w/claw | N/A | N/A | N/A | N/A |
| LoDII | 9.37 | 10.64 | 9.54 | 9.89 |
| w/claw | 13.17 | N/A | N/A | N/A |
| LoDIII | 15.1 | 15.5 | 15.22 | 15.04 |
| w/claw | 21.89 | N/A | N/A | N/A |
| LoDIV | 14.52 | 14.9 | 13.8 | 14.74 |
| w/claw | 19.05 | 20.09 | N/A | N/A |
| W@Pjoint II | 1.07 | 0.99 | 0.9 | 0.92 |
| W@Pjoint III | 1.47 | 1.23 | 1.38 | 1.48 |
| W@Pjoint IV | 1.2 | 1.06 | 1 | 1.22 |
| W@2joint III | 1.27 | 1.02 | 1.22 | 1.33 |
| W@2joint IV | 1.04 | 1.06 | 0.91 | 0.97 |
| W@3joint IV | 0.92 | 0.85 | 0.86 | 0.86 |
| LoPhI,II | 5.65 | 5.78 | 5.13 | 5.43 |
| LoPhII,II | 5.14 | 4.93 | 4.68 | 4.77 |
| LoPhI,III | 6.59 | 6.75 | 6.7 | 6.7 |
| LoPhII,III | 4.69 | 4.81 | 4.44 | 4.51 |
| LoPhIII,III | 4.25 | 4.13 | 3.9 | 4.23 |
| LoPhI,IV | 4.89 | 5.27 | 5.09 | 4.92 |
| LoPhII,IV | 4.21 | 3.91 | 3.36 | 4.5 |
| LoPhIII,IV | 3.31 | 3.31 | 2.89 | 2.75 |
| LoPhIV,IV | 3.37 | 2.85 | 2.47 | 3.03 |
| WoPhI,II | 0.62 | 0.58 | 0.61 | 0.64 |
| WoPhII,II | 0.63 | 0.61 | 0.58 | 0.61 |
| WoPhI,III | 0.87 | 0.89 | 0.88 | 0.9 |
| WoPhII,III | 0.94 | 0.81 | 0.89 | 0.92 |
| WoPhIII,III | 0.85 | 0.79 | 0.88 | 0.88 |
| WoPhI,IV | 0.7 | 0.68 | 0.68 | 0.75 |
| WoPhII,IV | 0.74 | 0.67 | 0.65 | 0.91 |
| WoPhIII,IV | 0.6 | 0.61 | 0.65 | 0.7 |
| WoPhIV,IV | 0.57 | 0.64 | 0.61 | 0.62 |
| Foot Length | 18.99 | 19.88 | 18.57 | 19.22 |
| Lotmt | 16.23 | 16.21 | 14.88 | 15.01 |
| Lott | 36.42 | 37.14 | 34.69 | N/A |
| LoFem | 23.32 | 23.43 | 22.83 | 23.13 |
| Wotmt@prox | 3.95 | 4.03 | 4.02 | 4.1 |
| Wotmt@cond | 3.66 | 3.72 | 3.62 | 3.65 |
| Wott@prox | 4.3 | 4.81 | 4.23 | N/A |
| Wott@mid | 1.78 | 1.85 | 1.66 | N/A |
| Wott@cond | 3.66 | 3.67 | 3.42 | N/A |
| Wofem@cond | 4.2 | 4.31 | 4.31 | 4.12 |

| Name | <i>Sterna paradisaea</i> | <i>Sterna paradisaea</i> | <i>Himantopus mexicanus</i> | <i>Himantopus</i> |
|--------------|--------------------------|--------------------------|-----------------------------|-------------------|
| Specimen # | AVERAGE | STDEV | 55945 | 23444 |
| M/F | | | F | M |
| LoDI | 2.733333333 | 0.398288003 | N/A | N/A |
| w/claw | | | N/A | N/A |
| LoDII | 9.86 | 0.563264296 | 28.07 | 26.14 |
| w/claw | | | 34.31 | N/A |
| LoDIII | 15.215 | 0.204205779 | 35.03 | 34.72 |
| w/claw | | | 43.02 | N/A |
| LoDIV | 14.49 | 0.485661062 | 29.77 | 31.12 |
| w/claw | 19.57 | | 33.91 | N/A |
| W@Pjoint II | 0.97 | 0.077028133 | 1.85 | 1.67 |
| W@Pjoint III | 1.39 | 0.115758369 | 2.23 | 2.29 |
| W@Pjoint IV | 1.12 | 0.107082523 | 2.05 | 2.08 |
| W@2joint III | 1.21 | 0.134412301 | 1.78 | 1.76 |
| W@2joint IV | 0.995 | 0.068556546 | 1.6 | 1.71 |
| W@3joint IV | 0.8725 | 0.032015621 | 1.27 | 1.33 |
| LoPhI,II | 5.4975 | 0.284414603 | 15.21 | 15.04 |
| LoPhII,II | 4.88 | 0.201825007 | 12.5 | 11.38 |
| LoPhI,III | 6.685 | 0.067577116 | 15.73 | 15.42 |
| LoPhII,III | 4.6125 | 0.168597153 | 11.2 | 10.84 |
| LoPhIII,III | 4.1275 | 0.160494029 | 8.6 | 7.98 |
| LoPhI,IV | 5.0425 | 0.175380539 | 12.04 | 11.73 |
| LoPhII,IV | 3.995 | 0.487066046 | 8.48 | 8.11 |
| LoPhIII,IV | 3.065 | 0.288617394 | 6.13 | 6.16 |
| LoPhIV,IV | 2.93 | 0.374877758 | 4.84 | 5.36 |
| WoPhI,II | 0.6125 | 0.025 | 1.5 | 1.44 |
| WoPhII,II | 0.6075 | 0.020615528 | 1.17 | 1.05 |
| WoPhI,III | 0.885 | 0.012909944 | 1.73 | 1.42 |
| WoPhII,III | 0.89 | 0.057154761 | 1.55 | 1.42 |
| WoPhIII,III | 0.85 | 0.042426407 | 1.28 | 1.27 |
| WoPhI,IV | 0.7025 | 0.033040379 | 1.42 | 1.19 |
| WoPhII,IV | 0.7425 | 0.118145391 | 1.45 | 1.35 |
| WoPhIII,IV | 0.64 | 0.045460606 | 1.14 | 1.09 |
| WoPhIV,IV | 0.61 | 0.029439203 | 0.95 | 0.99 |
| Foot Length | 19.165 | 0.547387736 | 42.78 | 43.7 |
| Lotmt | 15.5825 | 0.738077458 | 106.36 | 116.78 |
| Lott | 36.08333333 | 1.259219335 | 115.96 | 117.77 |
| LoFem | 23.1775 | 0.262726093 | 32.43 | 34.26 |
| Wotmt@prox | 4.025 | 0.061373175 | 6.17 | 6.35 |
| Wotmt@cond | 3.6625 | 0.041932485 | 5.41 | 5.5 |
| Wott@prox | 4.446666667 | 0.316596483 | 9.21 | 7.66 |
| Wott@mid | 1.763333333 | 0.096090235 | 2.67 | 2.88 |
| Wott@cond | 3.583333333 | 0.141539158 | 5.21 | 5.37 |
| Wofem@cond | 4.235 | 0.092556289 | 7.14 | 7.08 |

| Name | <i>Himantopus</i> | <i>Himantopus</i> | <i>Himantopus mexic</i> | <i>Himantopus mexic</i> | <i>Calidris alpina</i> |
|--------------|-------------------|-------------------|-------------------------|-------------------------|------------------------|
| Specimen # | 55940 | 14655 | AVERAGE | STDEV | 33027 |
| M/F | F | M | | | F |
| LoDI | N/A | N/A | | | N/A |
| w/claw | N/A | N/A | | | N/A |
| LoDII | 28.63 | 27.53 | 27.5925 | 1.067407295 | 15.75 |
| w/claw | N/A | N/A | | | N/A |
| LoDIII | 36.94 | 36.27 | 35.74 | 1.043296059 | 19.33 |
| w/claw | N/A | N/A | | | N/A |
| LoDIV | 31.98 | 32.37 | 31.31 | 1.151839109 | 16.56 |
| w/claw | N/A | N/A | | | N/A |
| W@Pjoint II | 1.63 | 1.64 | 1.6975 | 0.103077641 | 1.06 |
| W@Pjoint III | 2.35 | 2.04 | 2.2275 | 0.134257216 | 1.39 |
| W@Pjoint IV | 1.98 | 1.55 | 1.915 | 0.24691429 | 1.18 |
| W@2joint III | 1.78 | 1.9 | 1.805 | 0.064031242 | 1.05 |
| W@2joint IV | 1.6 | 1.54 | 1.6125 | 0.070887234 | 0.94 |
| W@3joint IV | 1.24 | 1.27 | 1.2775 | 0.037749172 | 0.74 |
| LoPhI,II | 16.33 | 16.04 | 15.655 | 0.627189498 | 8.71 |
| LoPhII,II | 12.5 | 12.13 | 12.1275 | 0.527975694 | 7.18 |
| LoPhI,III | 16.67 | 15.48 | 15.825 | 0.57910851 | 8.32 |
| LoPhII,III | 12.31 | 12.23 | 11.645 | 0.737224525 | 5.81 |
| LoPhIII,III | 8.48 | 8.54 | 8.4 | 0.284253408 | 4.54 |
| LoPhI,IV | 12.67 | 12.41 | 12.2125 | 0.412664109 | 5.96 |
| LoPhII,IV | 8.43 | 8.53 | 8.3875 | 0.189450961 | 4.38 |
| LoPhIII,IV | 6.39 | 6.44 | 6.28 | 0.157691682 | 3.69 |
| LoPhIV,IV | 5.14 | 5.71 | 5.2625 | 0.366640151 | 3.04 |
| WoPhI,II | 1.51 | 1.39 | 1.46 | 0.055976185 | 0.75 |
| WoPhII,II | 0.98 | 1.04 | 1.06 | 0.079582243 | 0.63 |
| WoPhI,III | 1.69 | 1.52 | 1.59 | 0.145373083 | 0.86 |
| WoPhII,III | 1.43 | 1.51 | 1.4775 | 0.062915287 | 0.77 |
| WoPhIII,III | 1.21 | 1.25 | 1.2525 | 0.030956959 | 0.67 |
| WoPhI,IV | 1.31 | 1.27 | 1.2975 | 0.095699181 | 0.7 |
| WoPhII,IV | 1.33 | 1.38 | 1.3775 | 0.052519838 | 0.73 |
| WoPhIII,IV | 1.06 | 1.17 | 1.115 | 0.049328829 | 0.63 |
| WoPhIV,IV | 0.87 | 0.98 | 0.9475 | 0.054390563 | 0.55 |
| Foot Length | 46.88 | 45.02 | 44.595 | 1.779241411 | 23.7 |
| Lotmt | 105.54 | 113.96 | 110.66 | 5.569224961 | 27.64 |
| Lott | 110.77 | 120.46 | 116.24 | 4.088544973 | 43.15 |
| LoFem | 33.53 | 34.73 | 33.7375 | 1.001777587 | 22.93 |
| Wotmt@prox | 6.14 | 6.13 | 6.1975 | 0.103077641 | 3.65 |
| Wotmt@cond | 5.51 | 5.63 | 5.5125 | 0.090323493 | 3.22 |
| Wott@prox | 7.82 | 8.04 | 8.1825 | 0.70248962 | 4 |
| Wott@mid | 2.79 | 2.8 | 2.785 | 0.08660254 | 1.51 |
| Wott@cond | 5.15 | 5.42 | 5.2875 | 0.128160056 | 3.28 |
| Wofem@cond | 7.41 | 7.57 | 7.3 | 0.230217289 | 4.27 |

| Name | <i>Calidris alpina</i> | <i>Calidris alpina</i> | <i>Calidris alpina</i> | <i>Calidris alpina</i> | <i>Numenius americana</i> |
|--------------|------------------------|------------------------|------------------------|------------------------|---------------------------|
| Specimen # | 33928 | 48038 | AVERAGE | STDEV | 55938 |
| M/F | M | F | | | M |
| LoDI | 3.3 | N/A | | | 9.56 |
| w/claw | N/A | N/A | | | N/A |
| LoDII | 17.29 | 15.59 | 16.21 | 0.938722536 | 29.54 |
| w/claw | N/A | N/A | | | N/A |
| LoDIII | 20.2 | 18.9 | 19.47666667 | 0.662293993 | 36.37 |
| w/claw | N/A | N/A | | | N/A |
| LoDIV | 18.24 | 17.17 | 17.32333333 | 0.850431263 | 33.82 |
| w/claw | N/A | N/A | | | N/A |
| W@Pjoint II | 1.22 | 1.06 | 1.113333333 | 0.092376043 | 2.77 |
| W@Pjoint III | 1.38 | 1.28 | 1.35 | 0.060827625 | 2.36 |
| W@Pjoint IV | 1.22 | 1.14 | 1.18 | 0.04 | 2.99 |
| W@2joint III | 1.15 | 1.02 | 1.073333333 | 0.068068593 | 2.3 |
| W@2joint IV | 0.99 | 0.92 | 0.95 | 0.036055513 | 2.51 |
| W@3joint IV | 0.83 | 0.79 | 0.786666667 | 0.045092498 | 1.99 |
| LoPhI,II | 9.38 | 8.88 | 8.99 | 0.348281495 | 17.75 |
| LoPhII,II | 7.82 | 7.15 | 7.383333333 | 0.378461799 | 12.57 |
| LoPhI,III | 8.64 | 8.36 | 8.44 | 0.174355958 | 16.69 |
| LoPhII,III | 6.64 | 5.85 | 6.1 | 0.46808119 | 11.93 |
| LoPhIII,III | 4.9 | 4.81 | 4.75 | 0.18734994 | 9.01 |
| LoPhI,IV | 6.41 | 6.06 | 6.143333333 | 0.236290781 | 13.69 |
| LoPhII,IV | 4.75 | 4.53 | 4.553333333 | 0.186100331 | 7.94 |
| LoPhIII,IV | 3.46 | 3.7 | 3.616666667 | 0.135769412 | 6.45 |
| LoPhIV,IV | 3.69 | 3.4 | 3.376666667 | 0.325627599 | 6.24 |
| WoPhI,II | 0.78 | 0.72 | 0.75 | 0.03 | 1.8 |
| WoPhII,II | 0.61 | 0.59 | 0.61 | 0.02 | 1.48 |
| WoPhI,III | 0.85 | 0.82 | 0.843333333 | 0.02081666 | 2.02 |
| WoPhII,III | 0.76 | 0.76 | 0.763333333 | 0.005773503 | 1.89 |
| WoPhIII,III | 0.73 | 0.64 | 0.68 | 0.045825757 | 1.6 |
| WoPhI,IV | 0.74 | 0.71 | 0.716666667 | 0.02081666 | 1.75 |
| WoPhII,IV | 0.7 | 0.65 | 0.693333333 | 0.040414519 | 1.75 |
| WoPhIII,IV | 0.65 | 0.59 | 0.623333333 | 0.030550505 | 1.6 |
| WoPhIV,IV | 0.54 | 0.52 | 0.536666667 | 0.015275252 | 1.25 |
| Foot Length | 24.94 | 24.85 | 24.49666667 | 0.691399547 | 47.45 |
| Lotmt | 27.12 | 27.82 | 27.52666667 | 0.36350149 | 81.39 |
| Lott | 42.54 | 43.52 | 43.07 | 0.494873721 | 99.47 |
| LoFem | 23.8 | 22.03 | 22.92 | 0.885042372 | 53.25 |
| Wotmt@prox | 3.83 | 3.61 | 3.696666667 | 0.117189306 | 10.52 |
| Wotmt@cond | 3.26 | 3.01 | 3.163333333 | 0.134288247 | 8.72 |
| Wott@prox | 4.34 | 4.31 | 4.216666667 | 0.188237439 | 11.37 |
| Wott@mid | 1.54 | 1.27 | 1.44 | 0.147986486 | 4.73 |
| Wott@cond | 3.34 | 3.06 | 3.226666667 | 0.147422296 | 9.15 |
| Wofem@cond | 4.24 | 4.04 | 4.183333333 | 0.125033329 | 10.57 |

| Name | <i>Numenius americanus</i> | <i>Numenius americana</i> | <i>Numenius americana</i> | <i>Numenius americana</i> |
|--------------|----------------------------|---------------------------|---------------------------|---------------------------|
| Specimen # | 16247 | 35400 | 15801 | AVERAGE |
| M/F | F | F | F | |
| LoDI | 9.51 | N/A | 9.37 | 9.48 |
| w/claw | N/A | N/A | N/A | |
| LoDII | 28.54 | 27.71 | 27.21 | 28.25 |
| w/claw | N/A | N/A | 33.69 | |
| LoDIII | 34.35 | 33.95 | 35.08 | 34.9375 |
| w/claw | N/A | N/A | 40.36 | |
| LoDIV | 30.9 | 32.18 | 33.06 | 32.49 |
| w/claw | N/A | N/A | N/A | |
| W@Pjoint II | 2.51 | 2.45 | 2.72 | 2.6125 |
| W@Pjoint III | 3.56 | 3.16 | 3.4 | 3.12 |
| W@Pjoint IV | 2.73 | 2.86 | 2.89 | 2.8675 |
| W@2joint III | 2.52 | 2.47 | 2.7 | 2.4975 |
| W@2joint IV | 2.31 | 2.08 | 2.31 | 2.3025 |
| W@3joint IV | 1.95 | 1.89 | 1.96 | 1.9475 |
| LoPhI,II | 16.55 | 16.93 | 16.61 | 16.96 |
| LoPhII,II | 12.24 | 11.49 | 12.06 | 12.09 |
| LoPhI,III | 15.44 | 16.1 | 15.23 | 15.865 |
| LoPhII,III | 11.35 | 11.04 | 11.62 | 11.485 |
| LoPhIII,III | 8.49 | 7.97 | 8.88 | 8.5875 |
| LoPhI,IV | 12.1 | 12.81 | 12.32 | 12.73 |
| LoPhII,IV | 7.9 | 8.43 | 7.67 | 7.985 |
| LoPhIII,IV | 5.95 | 6.4 | 6.73 | 6.3825 |
| LoPhIV,IV | 5.86 | 5.62 | 5.56 | 5.82 |
| WoPhI,II | 1.82 | 1.77 | 1.82 | 1.8025 |
| WoPhII,II | 1.57 | 1.41 | 1.54 | 1.5 |
| WoPhI,III | 2.03 | 1.97 | 2.12 | 2.035 |
| WoPhII,III | 1.86 | 1.84 | 1.88 | 1.8675 |
| WoPhIII,III | 1.62 | 1.59 | 1.62 | 1.6075 |
| WoPhI,IV | 1.7 | 1.71 | 1.85 | 1.7525 |
| WoPhII,IV | 1.78 | 1.7 | 1.92 | 1.7875 |
| WoPhIII,IV | 1.75 | 1.52 | 1.7 | 1.6425 |
| WoPhIV,IV | 1.39 | 1.29 | 1.35 | 1.32 |
| Foot Length | 45.16 | 45.32 | 44.87 | 45.7 |
| Lotmt | 78.12 | 85.64 | 84.06 | 82.3025 |
| Lott | 94.4 | 105.85 | 102.99 | 100.6775 |
| LoFem | 51.16 | 54.85 | 54.12 | 53.345 |
| Wotmt@prox | 9.87 | 10.48 | 10.78 | 10.4125 |
| Wotmt@cond | 8.69 | 8.99 | 9.34 | 8.935 |
| Wott@prox | 10.4 | 10.88 | 11.96 | 11.1525 |
| Wott@mid | 4.45 | 4.52 | 4.62 | 4.58 |
| Wott@cond | 8.18 | 8.8 | 9.34 | 8.8675 |
| Wofem@cond | 9.99 | 10.62 | 10.87 | 10.5125 |

| Name | <i>Numenius americana</i> | <i>Charadrius vociferans</i> | <i>Charadrius vociferans</i> | <i>Charadrius vociferans</i> | <i>Charadrius vociferans</i> |
|--------------|---------------------------|------------------------------|------------------------------|------------------------------|------------------------------|
| Specimen # | STDEV | 14680 | 15505 | 11348 | 15666 |
| M/F | | F | M | M | F |
| LoDI | 0.098488578 | N/A | N/A | N/A | N/A |
| w/claw | | N/A | N/A | N/A | N/A |
| LoDII | 1.020032679 | 14.25 | 13.82 | 14.82 | 13.95 |
| w/claw | | N/A | N/A | 19.09 | 17.96 |
| LoDIII | 1.063433903 | 20.29 | 20.17 | 20.44 | 18.87 |
| w/claw | | N/A | N/A | 27 | 23.97 |
| LoDIV | 1.254060073 | 17.81 | 17.55 | 18.36 | 17.81 |
| w/claw | | N/A | N/A | 21.48 | 20.38 |
| W@Pjoint II | 0.156284996 | 1.2 | 1.17 | 1.36 | 1.38 |
| W@Pjoint III | 0.532666249 | 1.48 | 1.58 | 1.83 | 1.69 |
| W@Pjoint IV | 0.107199192 | 1.38 | 1.27 | 1.57 | 1.75 |
| W@2joint III | 0.164595464 | 1.36 | 1.34 | 1.5 | 1.39 |
| W@2joint IV | 0.175760253 | 1.26 | 1.16 | 1.36 | 1.47 |
| W@3joint IV | 0.041932485 | 1.14 | 1.13 | 1.14 | 1.32 |
| LoPhI,II | 0.552449093 | 7.64 | 7.6 | 7.7 | 7.72 |
| LoPhII,II | 0.452327315 | 6.31 | 6.33 | 6.37 | 5.84 |
| LoPhI,III | 0.663249576 | 8.26 | 8.41 | 8.16 | 8.5 |
| LoPhII,III | 0.379692858 | 6.6 | 6.81 | 7.43 | 6.69 |
| LoPhIII,III | 0.467216937 | 5.48 | 5.49 | 5.62 | 4.9 |
| LoPhI,IV | 0.705454936 | 5.8 | 6.03 | 6.38 | 6.32 |
| LoPhII,IV | 0.319635209 | 4.56 | 4.49 | 5.18 | 4.93 |
| LoPhIII,IV | 0.322838969 | 4.11 | 3.83 | 4.34 | 4.13 |
| LoPhIV,IV | 0.308544972 | 3.51 | 3.75 | 3.92 | 3.65 |
| WoPhI,II | 0.023629078 | 0.74 | 0.74 | 0.86 | 1.08 |
| WoPhII,II | 0.070710678 | 0.65 | 0.62 | 0.69 | 0.85 |
| WoPhI,III | 0.06244998 | 1.12 | 0.95 | 1.19 | 1.14 |
| WoPhII,III | 0.022173558 | 0.92 | 0.88 | 0.97 | 1.03 |
| WoPhIII,III | 0.015 | 0.77 | 0.83 | 0.93 | 0.98 |
| WoPhI,IV | 0.068495742 | 0.77 | 0.74 | 0.93 | 0.88 |
| WoPhII,IV | 0.094295634 | 0.82 | 0.74 | 0.98 | 0.83 |
| WoPhIII,IV | 0.102753751 | 0.77 | 0.72 | 0.56 | 0.79 |
| WoPhIV,IV | 0.062182527 | 0.61 | 0.66 | 0.71 | 0.85 |
| Foot Length | 1.1814398 | 27.03 | 26.55 | 25.75 | 27.69 |
| Lotmt | 3.294119761 | 36.99 | 36.59 | 36.66 | 38.2 |
| Lott | 4.931783822 | 51.45 | 50.7 | 51.11 | 53.19 |
| LoFem | 1.59675713 | 27.6 | 26.83 | 26.76 | 28.51 |
| Wotmt@prox | 0.385346165 | 4.6 | 4.43 | 4.98 | 4.91 |
| Wotmt@cond | 0.301827765 | 3.76 | 3.83 | 3.8 | 4.25 |
| Wott@prox | 0.668300082 | 5.91 | 5.05 | 5.57 | 6.22 |
| Wott@mid | 0.121928941 | 1.92 | 1.94 | 2.22 | 2.1 |
| Wott@cond | 0.50999183 | 4.06 | 4.09 | 4.35 | 4.2 |
| Wofem@cond | 0.372234245 | 5.37 | 5.09 | 5.19 | 5.49 |

| Name | <i>Charadrius vociferans</i> | <i>Charadrius vociferans</i> | <i>Calidris minutilla</i> | <i>Calidris minutilla</i> |
|--------------|------------------------------|------------------------------|---------------------------|---------------------------|
| Specimen # | AVERAGE | STDEV | 24073 | 46521 |
| M/F | | | F | M |
| LoDI | | | 2.3 | 2.68 |
| w/claw | | | N/A | N/A |
| LoDII | 14.21 | 0.444747119 | 12.11 | 11.46 |
| w/claw | 18.525 | | 15.47 | N/A |
| LoDIII | 19.9425 | 0.723481168 | 14.5 | 14.93 |
| w/claw | 25.485 | | 18.37 | N/A |
| LoDIV | 17.8825 | 0.341113373 | 13.67 | 12.36 |
| w/claw | 20.93 | | N/A | N/A |
| W@Pjoint II | 1.2775 | 0.107819293 | 0.81 | 0.78 |
| W@Pjoint III | 1.645 | 0.150222058 | 1.13 | 0.97 |
| W@Pjoint IV | 1.4925 | 0.211719154 | 0.98 | 0.85 |
| W@2joint III | 1.3975 | 0.071355915 | 0.83 | 0.72 |
| W@2joint IV | 1.3125 | 0.133010025 | 0.78 | 0.73 |
| W@3joint IV | 1.1825 | 0.091787799 | 0.62 | 0.63 |
| LoPhI,II | 7.665 | 0.055075705 | 7.45 | 6.64 |
| LoPhII,II | 6.2125 | 0.249582986 | 5.24 | 4.82 |
| LoPhI,III | 8.3325 | 0.151739909 | 6.2 | 6.01 |
| LoPhII,III | 6.8825 | 0.375 | 5.19 | 5.08 |
| LoPhIII,III | 5.3725 | 0.321390209 | 3.67 | 3.84 |
| LoPhI,IV | 6.1325 | 0.269242765 | 5.08 | 4.51 |
| LoPhII,IV | 4.79 | 0.323831232 | 3.71 | 3.46 |
| LoPhIII,IV | 4.1025 | 0.209344214 | 2.74 | 2.91 |
| LoPhIV,IV | 3.7075 | 0.172506039 | 2.51 | 2.63 |
| WoPhI,II | 0.855 | 0.160312195 | 0.55 | 0.56 |
| WoPhII,II | 0.7025 | 0.102428837 | 0.45 | 0.44 |
| WoPhI,III | 1.1 | 0.104243305 | 0.63 | 0.63 |
| WoPhII,III | 0.95 | 0.064807407 | 0.57 | 0.6 |
| WoPhIII,III | 0.8775 | 0.095 | 0.52 | 0.51 |
| WoPhI,IV | 0.83 | 0.089814624 | 0.55 | 0.61 |
| WoPhII,IV | 0.8425 | 0.100124922 | 0.58 | 0.54 |
| WoPhIII,IV | 0.71 | 0.104243305 | 0.58 | 0.52 |
| WoPhIV,IV | 0.7075 | 0.103400516 | 0.4 | 0.45 |
| Foot Length | 26.755 | 0.816884325 | 18.04 | 18.54 |
| Lotmt | 37.11 | 0.747306274 | 19.17 | 18.34 |
| Lott | 51.6125 | 1.095456526 | 32.01 | 29.3 |
| LoFem | 27.425 | 0.817333061 | 17.09 | 16.12 |
| Wotmt@prox | 4.73 | 0.259358182 | 2.62 | 2.59 |
| Wotmt@cond | 3.91 | 0.228473193 | 2.34 | 2.43 |
| Wott@prox | 5.6875 | 0.501090478 | 3.2 | 3.06 |
| Wott@mid | 2.045 | 0.141774469 | 1.12 | 1.05 |
| Wott@cond | 4.175 | 0.131275791 | 2.28 | 2.32 |
| Wofem@cond | 5.285 | 0.179164729 | 3.03 | 2.9 |

| Name | <i>Calidris minutilla</i> | <i>Calidris minutilla</i> | <i>Calidris minutilla</i> | <i>Calidris minutilla</i> |
|--------------|---------------------------|---------------------------|---------------------------|---------------------------|
| Specimen # | 11478 | 49893 | AVERAGE | STDEV |
| M/F | F | M | | |
| LoDI | 2.35 | 2.69 | 2.505 | 0.208885934 |
| w/claw | 4.5 | N/A | | |
| LoDII | 11.69 | 12.03 | 11.8225 | 0.302586076 |
| w/claw | 15.18 | N/A | 15.325 | |
| LoDIII | 14.8 | 14.31 | 14.635 | 0.281720902 |
| w/claw | 19.17 | N/A | 18.77 | |
| LoDIV | 13.1 | 13.07 | 13.05 | 0.536469943 |
| w/claw | 14.93 | N/A | | |
| W@Pjoint II | 0.71 | 0.9 | 0.8 | 0.078740079 |
| W@Pjoint III | 1.03 | 0.85 | 0.995 | 0.117046999 |
| W@Pjoint IV | 0.85 | N/A | 0.893333333 | 0.075055535 |
| W@2joint III | 0.78 | 0.75 | 0.77 | 0.046904158 |
| W@2joint IV | 0.7 | 0.67 | 0.72 | 0.046904158 |
| W@3joint IV | 0.62 | 0.58 | 0.6125 | 0.022173558 |
| LoPhI,II | 7.05 | 6.53 | 6.9175 | 0.419632776 |
| LoPhII,II | 5.36 | 5.5 | 5.23 | 0.293257566 |
| LoPhI,III | 6.01 | 6.12 | 6.085 | 0.092556289 |
| LoPhII,III | 5.49 | 4.57 | 5.0825 | 0.383090503 |
| LoPhIII,III | 3.91 | 3.62 | 3.76 | 0.137355985 |
| LoPhI,IV | 4.73 | 4.57 | 4.7225 | 0.255783111 |
| LoPhII,IV | 3.7 | 3.48 | 3.5875 | 0.135984068 |
| LoPhIII,IV | 2.49 | 2.75 | 2.7225 | 0.173469498 |
| LoPhIV,IV | 2.25 | 2.27 | 2.415 | 0.185741756 |
| WoPhI,II | 0.55 | 0.51 | 0.5425 | 0.022173558 |
| WoPhII,II | 0.42 | 0.38 | 0.4225 | 0.030956959 |
| WoPhI,III | 0.79 | 0.55 | 0.65 | 0.100664459 |
| WoPhII,III | 0.6 | 0.52 | 0.5725 | 0.037749172 |
| WoPhIII,III | 0.46 | 0.49 | 0.495 | 0.026457513 |
| WoPhI,IV | 0.54 | 0.5 | 0.55 | 0.045460606 |
| WoPhII,IV | 0.52 | 0.48 | 0.53 | 0.04163332 |
| WoPhIII,IV | 0.46 | 0.42 | 0.495 | 0.07 |
| WoPhIV,IV | 0.37 | 0.39 | 0.4025 | 0.034034296 |
| Foot Length | 17.71 | 18.93 | 18.304 | 0.538547429 |
| Lotmt | 18.75 | 18.57 | 18.7075 | 0.351034186 |
| Lott | 30.75 | 30.57 | 30.6575 | 1.10879439 |
| LoFem | 16.12 | 16.42 | 16.4375 | 0.457411194 |
| Wotmt@prox | 2.77 | 2.48 | 2.615 | 0.119582607 |
| Wotmt@cond | 2.57 | 2.4 | 2.435 | 0.097467943 |
| Wott@prox | 3.07 | 2.73 | 3.015 | 0.200416234 |
| Wott@mid | 1 | 1.14 | 1.0775 | 0.06448514 |
| Wott@cond | 2.37 | 2.16 | 2.2825 | 0.089582364 |
| Wofem@cond | 2.71 | 2.85 | 2.8725 | 0.132256065 |

| Name | <i>Arenaria interpres</i> | <i>Arenaria interpres</i> | <i>Arenaria interpres</i> | <i>Arenaria interpres</i> | <i>Arenaria interpres</i> |
|--------------|---------------------------|---------------------------|---------------------------|---------------------------|---------------------------|
| Specimen # | 32303 | 30602 | 38932 | 30599 | AVERAGE |
| M/F | F | M | M | F | |
| LoDI | 3.32 | N/A | 4.49 | 3.83 | 3.88 |
| w/claw | 7.44 | N/A | N/A | N/A | 7.44 |
| LoDII | 14.78 | 15.48 | 15.47 | 14.08 | 14.9525 |
| w/claw | 17.52 | N/A | N/A | N/A | 17.52 |
| LoDIII | 17.9 | 19.61 | 20.92 | 19.8 | 19.5575 |
| w/claw | 26.84 | N/A | N/A | N/A | 26.84 |
| LoDIV | 16.23 | 16.93 | 17.92 | 16.41 | 16.8725 |
| w/claw | 21.25 | N/A | N/A | N/A | 21.25 |
| W@Pjoint II | 1.47 | 1.32 | 1.41 | 1.39 | 1.3975 |
| W@Pjoint III | 1.8 | 1.71 | 1.77 | 1.71 | 1.7475 |
| W@Pjoint IV | 1.59 | 1.52 | 1.53 | 1.46 | 1.525 |
| W@2joint III | 1.63 | 1.44 | 1.4 | 1.46 | 1.4825 |
| W@2joint IV | 1.63 | 1.28 | 1.32 | 1.29 | 1.38 |
| W@3joint IV | 1.54 | 1.2 | 1.15 | 1.19 | 1.27 |
| LoPhI,II | 8.05 | 8.9 | 8.68 | 8.08 | 8.4275 |
| LoPhII,II | 6.77 | 7.03 | 7.13 | 6.41 | 6.835 |
| LoPhI,III | 8.42 | 9.25 | 8.8 | 8.61 | 8.77 |
| LoPhII,III | 6.03 | 6.5 | 6.77 | 6.5 | 6.45 |
| LoPhIII,III | 4.34 | 5.32 | 5.69 | 5.36 | 5.1775 |
| LoPhI,IV | 6.11 | 6.5 | 6.34 | 6.39 | 6.335 |
| LoPhII,IV | 3.9 | 4.52 | 4.43 | 4.09 | 4.235 |
| LoPhIII,IV | 2.96 | 3.3 | 3.56 | 3.31 | 3.2825 |
| LoPhIV,IV | 3.6* | 4.56 | 3.93 | 3.53 | 4.006666667 |
| WoPhI,II | 0.95 | 1.01 | 0.92 | 0.94 | 0.955 |
| WoPhII,II | 0.8 | 0.85 | 0.77 | 0.84 | 0.815 |
| WoPhI,III | 1.02 | 1.13 | 0.92 | 1.12 | 1.0475 |
| WoPhII,III | 1.02 | 1.1 | 0.91 | 1.02 | 1.0125 |
| WoPhIII,III | 0.96 | 0.98 | 0.81 | 0.92 | 0.9175 |
| WoPhI,IV | 0.9 | 0.95 | 0.85 | 0.94 | 0.91 |
| WoPhII,IV | 0.95 | 0.93 | 0.83 | 0.92 | 0.9075 |
| WoPhIII,IV | 1 | 0.85 | 0.78 | 0.82 | 0.8625 |
| WoPhIV,IV | 0.99 | 0.84 | 0.69 | 0.84 | 0.84 |
| Foot Length | 23.63 | 25.04 | 26 | 24.87 | 24.885 |
| Lotmt | 27.65 | 28.12 | 27.37 | 27.56 | 27.675 |
| Lott | 47.31 | 45.88 | 46.07 | 45.54 | 46.2 |
| LoFem | 29.53 | 28.36 | 28.25 | 28.99 | 28.7825 |
| Wotmt@prox | 5.14 | 5.03 | 4.41 | 5.03 | 4.9025 |
| Wotmt@cond | 4.65 | 4.48 | 4.47 | 4.44 | 4.51 |
| Wott@prox | 5.88 | 5.24 | 4.57 | 5.82 | 5.3775 |
| Wott@mid | 2 | 2.27 | 1.95 | 2.05 | 2.0675 |
| Wott@cond | 4.37 | 4.34 | 4.24 | 4.45 | 4.35 |
| Wofem@cond | 5.13 | 5.27 | 5.11 | 5.38 | 5.2225 |

| Name | <i>Arenaria interpres</i> | <i>Meleagris gallopavo</i> | <i>Meleagris gall</i> | <i>Meleagris gall</i> | <i>Meleagris gall</i> |
|--------------|---------------------------|----------------------------|-----------------------|-----------------------|-----------------------|
| Specimen # | STDEV | 85904 | 88095 | 88096 | 88097 |
| M/F | | M | M | M | M |
| LoDI | 0.586600375 | 20.46 | 19.67 | 19.51 | 21.15 |
| w/claw | | N/A | N/A | N/A | N/A |
| LoDII | 0.667601428 | 50.31 | 49.55 | 49.44 | 52.92 |
| w/claw | | N/A | N/A | N/A | N/A |
| LoDIII | 1.247033146 | 74.07 | 72.09 | 71.7 | 77.72 |
| w/claw | | N/A | N/A | N/A | N/A |
| LoDIV | 0.75878741 | 58.49 | 55.54 | 55.31 | 62.76 |
| w/claw | | N/A | N/A | N/A | N/A |
| W@Pjoint II | 0.061846584 | 7.6 | 6.38 | 5.94 | 6.58 |
| W@Pjoint III | 0.045 | 9.22 | 8.98 | 4.51 | 9.57 |
| W@Pjoint IV | 0.053229065 | 6.93 | 7 | 7.13 | 7.44 |
| W@2joint III | 0.101447852 | 7.14 | 7.18 | 7.4 | 7.78 |
| W@2joint IV | 0.167531092 | 6.35 | 6.07 | 6.04 | 6.21 |
| W@3joint IV | 0.181291662 | 5.35 | 5.57 | 5.61 | 5.75 |
| LoPhI,II | 0.42828145 | 30.7 | 30 | 29.79 | 32.47 |
| LoPhII,II | 0.321403174 | 21.9 | 20.93 | 20.92 | 23.13 |
| LoPhI,III | 0.355621522 | 33.56 | 32.79 | 32.22 | 35.64 |
| LoPhII,III | 0.30757113 | 24.45 | 24.02 | 23.87 | 25.47 |
| LoPhIII,III | 0.582430253 | 19.7 | 18.37 | 18.84 | 20.51 |
| LoPhI,IV | 0.164215306 | 24.55 | 22.62 | 23.14 | 24.18 |
| LoPhII,IV | 0.29011492 | 14.21 | 13.76 | 13.76 | 15.34 |
| LoPhIII,IV | 0.246356787 | 11.83 | 10.99 | 11.59 | 13.4 |
| LoPhIV,IV | 0.519262297 | 13.78 | 12.87 | 12.8 | 14.9 |
| WoPhI,II | 0.038729833 | 4.58 | 4.95 | 4.06 | 4.97 |
| WoPhII,II | 0.036968455 | 4.3 | 4.69 | 3.87 | 4.77 |
| WoPhI,III | 0.098446263 | 6.44 | 6.55 | 6.08 | 6.63 |
| WoPhII,III | 0.07804913 | 5.27 | 5.69 | 4.98 | 5.59 |
| WoPhIII,III | 0.075883683 | 4.6 | 5.09 | 4.45 | 5.18 |
| WoPhI,IV | 0.045460606 | 4.64 | 5.2 | 4.6 | 5.08 |
| WoPhII,IV | 0.053150729 | 4.72 | 5.08 | 4.73 | 5.01 |
| WoPhIII,IV | 0.096046864 | 4.52 | 4.85 | 4.55 | 4.78 |
| WoPhIV,IV | 0.122474487 | 3.75 | 4.14 | 4.05 | 4.38 |
| Foot Length | 0.973396117 | 100.54 | 97.74 | 99.06 | 104.96 |
| Lotmt | 0.318799833 | 165.67 | 164.66 | 159 | 176.26 |
| Lott | 0.771794446 | 228.4 | 229.79 | 227.31 | 231.66 |
| LoFem | 0.595503988 | 142.28 | 145.16 | 139.57 | 149.02 |
| Wotmt@prox | 0.332402868 | 23.47 | 24.42 | 24.61 | 25.37 |
| Wotmt@cond | 0.09486833 | 23.59 | 24.12 | 22.19 | 23.59 |
| Wott@prox | 0.610812301 | 32.59 | 32.38 | 32.13 | 35.71 |
| Wott@mid | 0.14103782 | 13.41 | 16.02 | 12.58 | 15.96 |
| Wott@cond | 0.086794777 | 21.52 | 21.64 | 22.08 | 22.83 |
| Wofem@cond | 0.126852933 | 30.14 | 32.75 | 30.51 | 32.38 |

| Name | <i>Meleagris gall</i> | <i>Meleagris gall</i> | <i>Colinus virginianus</i> | <i>Colinus virginianus</i> |
|--------------|-----------------------|-----------------------|----------------------------|----------------------------|
| Specimen # | AVERAGE | STDEV | 19628 | 22997 |
| M/F | | | F | M |
| LoDI | 20.1975 | 0.758743479 | 6.38 | 7.13 |
| w/claw | | | N/A | N/A |
| LoDII | 50.555 | 1.623422311 | 17.41 | 17.81 |
| w/claw | | | 21.58 | 24.35 |
| LoDIII | 73.895 | 2.753016527 | 25.36 | 27.48 |
| w/claw | | | N/A | N/A |
| LoDIV | 58.025 | 3.472890247 | 18.84 | 19.98 |
| w/claw | | | 23.9 | 24.21 |
| W@Pjoint II | 6.625 | 0.702827622 | 1.61 | 1.64 |
| W@Pjoint III | 8.07 | 2.385665526 | 2.38 | 2.32 |
| W@Pjoint IV | 7.125 | 0.225757983 | 2.08 | 1.77 |
| W@2joint III | 7.375 | 0.293200728 | 1.9 | 1.86 |
| W@2joint IV | 6.1675 | 0.142448821 | 1.69 | 1.73 |
| W@3joint IV | 5.57 | 0.165730705 | 1.49 | 1.44 |
| LoPhI,II | 30.74 | 1.217182539 | 9.82 | 9.67 |
| LoPhII,II | 21.72 | 1.046358766 | 7.93 | 8.5 |
| LoPhI,III | 33.5525 | 1.496069851 | 10.14 | 11 |
| LoPhII,III | 24.4525 | 0.721497286 | 8.19 | 9.58 |
| LoPhIII,III | 19.355 | 0.946660798 | 7.6 | 8.07 |
| LoPhI,IV | 23.6225 | 0.896079424 | 6.37 | 7.45 |
| LoPhII,IV | 14.2675 | 0.745804934 | 4.92 | 4.72 |
| LoPhIII,IV | 11.9525 | 1.02763077 | 3.87 | 4.25 |
| LoPhIV,IV | 13.5875 | 0.982288993 | 5 | 5.27 |
| WoPhI,II | 4.64 | 0.426223728 | 1.1 | 1.18 |
| WoPhII,II | 4.4075 | 0.412987086 | 1.01 | 1.04 |
| WoPhI,III | 6.425 | 0.242830531 | 1.62 | 1.69 |
| WoPhII,III | 5.3825 | 0.322632402 | 1.34 | 1.34 |
| WoPhIII,III | 4.83 | 0.359351267 | 1.17 | 1.23 |
| WoPhI,IV | 4.88 | 0.304630924 | 1.25 | 1.26 |
| WoPhII,IV | 4.885 | 0.186993761 | 1.34 | 1.26 |
| WoPhIII,IV | 4.675 | 0.164620776 | 1.22 | 1.2 |
| WoPhIV,IV | 4.08 | 0.260384331 | 1.07 | 1 |
| Foot Length | 100.575 | 3.139102844 | 32.28 | 33.67 |
| Lotmt | 166.3975 | 7.200464684 | 31.4 | 32.62 |
| Lott | 229.29 | 1.877888886 | 54.33 | 56.73 |
| LoFem | 144.0075 | 4.046771347 | 41.09 | 42.73 |
| Wotmt@prox | 24.4675 | 0.781467636 | 5.7 | 5.41 |
| Wotmt@cond | 23.3725 | 0.826977428 | 5.38 | 5.63 |
| Wott@prox | 33.2025 | 1.68220837 | 7.72 | 7.53 |
| Wott@mid | 14.4925 | 1.762221609 | 3.09 | 3.42 |
| Wott@cond | 22.0175 | 0.592754868 | 5.27 | 5.18 |
| Wofem@cond | 31.445 | 1.310788567 | 6.8 | 6.99 |

| Name | <i>Colinus virginianu.</i> | <i>Colinus virginianu.</i> | <i>Colinus virginianu.</i> | <i>Colinus virginianu.</i> |
|--------------|----------------------------|----------------------------|----------------------------|----------------------------|
| Specimen # | 85971 | 12808 | AVERAGE | STDEV |
| M/F | F | M | | |
| LoDI | 6.97 | 6.42 | 6.725 | 0.381269808 |
| w/claw | N/A | N/A | | |
| LoDII | 18 | 17.43 | 17.6625 | 0.290674503 |
| w/claw | N/A | N/A | | |
| LoDIII | 28.26 | 26.63 | 26.9325 | 1.241809835 |
| w/claw | N/A | N/A | | |
| LoDIV | 22.04 | 20.97 | 20.4575 | 1.36763482 |
| w/claw | N/A | N/A | | |
| W@Pjoint II | 1.81 | 1.91 | 1.7425 | 0.142214627 |
| W@Pjoint III | 2.44 | 2.55 | 2.4225 | 0.098107084 |
| W@Pjoint IV | 1.95 | 1.84 | 1.91 | 0.13540064 |
| W@2joint III | 1.93 | 1.96 | 1.9125 | 0.042720019 |
| W@2joint IV | 1.67 | 1.76 | 1.7125 | 0.040311289 |
| W@3joint IV | 1.38 | 1.41 | 1.43 | 0.046904158 |
| LoPhI,II | 10.1 | 9.72 | 9.8275 | 0.192072035 |
| LoPhII,II | 8.37 | 8.02 | 8.205 | 0.273313007 |
| LoPhI,III | 10.84 | 10.67 | 10.6625 | 0.373485832 |
| LoPhII,III | 9.56 | 9.09 | 9.105 | 0.650666325 |
| LoPhIII,III | 8.19 | 8.09 | 7.9875 | 0.263612721 |
| LoPhI,IV | 7.27 | 6.93 | 7.005 | 0.475078941 |
| LoPhII,IV | 5.05 | 4.99 | 4.92 | 0.143527001 |
| LoPhIII,IV | 4.66 | 4.44 | 4.305 | 0.334912924 |
| LoPhIV,IV | 5.34 | 5.25 | 5.215 | 0.148436294 |
| WoPhI,II | 1.27 | 1.23 | 1.195 | 0.073257537 |
| WoPhII,II | 1.11 | 1.12 | 1.07 | 0.053541261 |
| WoPhI,III | 1.64 | 1.61 | 1.64 | 0.035590261 |
| WoPhII,III | 1.46 | 1.41 | 1.3875 | 0.0585235 |
| WoPhIII,III | 1.21 | 1.16 | 1.1925 | 0.033040379 |
| WoPhI,IV | 1.3 | 1.25 | 1.265 | 0.023804761 |
| WoPhII,IV | 1.3 | 1.21 | 1.2775 | 0.055602758 |
| WoPhIII,IV | 1.16 | 1.16 | 1.185 | 0.03 |
| WoPhIV,IV | 0.97 | 0.89 | 0.9825 | 0.074554231 |
| Foot Length | 34.73 | 33.35 | 33.5075 | 1.008707919 |
| Lotmt | 32.84 | 33.2 | 32.515 | 0.780832889 |
| Lott | 54.89 | 56.19 | 55.535 | 1.114315934 |
| LoFem | 42.68 | 43.83 | 42.5825 | 1.127693073 |
| Wotmt@prox | 5.63 | 5.77 | 5.6275 | 0.155857841 |
| Wotmt@cond | 5.76 | 5.73 | 5.625 | 0.172530191 |
| Wott@prox | 7.41 | 7.54 | 7.55 | 0.12780193 |
| Wott@mid | 3.54 | 3.58 | 3.4075 | 0.222317341 |
| Wott@cond | 5.27 | 5.31 | 5.2575 | 0.055 |
| Wofem@cond | 7.04 | 7.19 | 7.005 | 0.160934769 |

| Name | <i>Geococcyx californianus</i> | <i>Geococcyx c</i> | <i>Geococcyx c</i> | <i>Geococcyx c</i> | <i>Geococcyx ca</i> | <i>Geococcyx ca</i> |
|--------------|--------------------------------|--------------------|--------------------|--------------------|---------------------|---------------------|
| Specimen # | 91058 | 22621 | 20429 | 20422 | AVERAGE | STDEV |
| M/F | M | M | ? | ? | | |
| LoDI | 13.66 | 13.25 | 11.96 | 12.02 | 12.7225 | 0.86256884 |
| w/claw | 20.8 | N/A | N/A | N/A | 20.8 | |
| LoDII | 22.53 | 22.48 | 20.93 | 20.52 | 21.615 | 1.04142531 |
| w/claw | 31.33 | N/A | N/A | N/A | 31.33 | |
| LoDIII | 32.94 | 33.67 | 31.39 | 30.75 | 32.1875 | 1.34987345 |
| w/claw | 42.22 | N/A | N/A | N/A | 42.22 | |
| LoDIV | 25.79 | 24.51 | 22.44 | 22.53 | 23.8175 | 1.62536919 |
| w/claw | 32.57 | N/A | N/A | N/A | 32.57 | |
| W@Pjoint II | 2.9 | 2.7 | 2.43 | 2.62 | 2.6625 | 0.19465782 |
| W@Pjoint III | 3.7 | 3.55 | 3.14 | 3.36 | 3.4375 | 0.24226363 |
| W@Pjoint IV | 3.07 | 2.3 | 2.18 | 2.25 | 2.45 | 0.41625313 |
| W@2joint III | 3.2 | 2.91 | 2.63 | 2.76 | 2.875 | 0.24501701 |
| W@2joint IV | 2.23 | 1.77 | 1.77 | 1.74 | 1.8775 | 0.23542515 |
| W@3joint IV | 1.89 | 1.66 | 1.45 | 1.62 | 1.655 | 0.18119971 |
| LoPhI,II | 13.38 | 13.15 | 12.84 | 11.92 | 12.8225 | 0.64106032 |
| LoPhII,II | 9.82 | 10.24 | 9.13 | 9.43 | 9.655 | 0.48155997 |
| LoPhI,III | 13.92 | 13.91 | 13.37 | 12.4 | 13.4 | 0.7144695 |
| LoPhII,III | 11.8 | 12.05 | 10.48 | 10.57 | 11.225 | 0.81553663 |
| LoPhIII,III | 10.52 | 9.95 | 9.23 | 9.06 | 9.69 | 0.67453688 |
| LoPhI,IV | 10.02 | 9.23 | 8.39 | 8.36 | 9 | 0.79056942 |
| LoPhII,IV | 7.2 | 6.62 | 6.4 | 5.71 | 6.4825 | 0.6157042 |
| LoPhIII,IV | 5.02 | 5.06 | 4.85 | 4.68 | 4.9025 | 0.17404501 |
| LoPhIV,IV | 4.48 | 5.03 | 4.42 | 4.45 | 4.595 | 0.29103264 |
| WoPhI,II | 1.96 | 2.05 | 1.86 | 1.87 | 1.935 | 0.08888194 |
| WoPhII,II | 1.65 | 1.75 | 1.5 | 1.51 | 1.6025 | 0.11982626 |
| WoPhI,III | 2.54 | 2.76 | 2.41 | 2.46 | 2.5425 | 0.15456929 |
| WoPhII,III | 2.27 | 2.3 | 2.07 | 2.21 | 2.2125 | 0.10210289 |
| WoPhIII,III | 2 | 2.04 | 1.84 | 1.91 | 1.9475 | 0.08995369 |
| WoPhI,IV | 1.83 | 1.82 | 1.64 | 1.66 | 1.7375 | 0.10144785 |
| WoPhII,IV | 1.7 | 1.62 | 1.45 | 1.54 | 1.5775 | 0.10719919 |
| WoPhIII,IV | 1.48 | 1.42 | 1.31 | 1.41 | 1.405 | 0.07047458 |
| WoPhIV,IV | 1.26 | 1.26 | 1.15 | 1.18 | 1.2125 | 0.05619905 |
| Foot Length | 41.14 | 40.08 | 37.43 | 36.55 | 38.8 | 2.16436288 |
| Lotmt | 69.17 | 67.79 | 65.83 | 61.21 | 66 | 3.47495803 |
| Lott | 91.82 | 90.57 | 87.7 | N/A | 90.03 | 2.11241568 |
| LoFem | 59.51 | 58.24 | 52.28 | 52.86 | 55.7225 | 3.68454769 |
| Wotmt@prox | 8.67 | 8.6 | 8.24 | 8.12 | 8.4075 | 0.26874709 |
| Wotmt@cond | 9.11 | 8.9 | 7.46 | 8.34 | 8.4525 | 0.73717366 |
| Wott@prox | 11.63 | 11.9 | 10.78 | N/A | 11.4366667 | 0.58449408 |
| Wott@mid | 4.47 | 4.73 | 3.94 | N/A | 4.38 | 0.40261644 |
| Wott@cond | 7.72 | 7.69 | 7.15 | 7.4 | 7.49 | 0.26870058 |
| Wofem@cond | 10.94 | 10.87 | 9.63 | 9.95 | 10.3475 | 0.65748891 |

| Name | <i>Colaptes auratus</i> | <i>Colaptes auratus</i> | <i>Dryocopus pileatus</i> | <i>Dryocopus pileatus</i> |
|--------------|-------------------------|-------------------------|---------------------------|---------------------------|
| Specimen # | AVERAGE | STDEV | 19705 | 23158 |
| M/F | | | F | F |
| LoDI | 7.96 | 0.234236348 | 9.95 | 10.36 |
| w/claw | 13.35 | | 15.54 | N/A |
| LoDII | 15.475 | 0.555127613 | 15.58 | 17.04 |
| w/claw | 21.045 | | 24.71 | N/A |
| LoDIII | 21.5375 | 0.493448748 | 23.83 | 25.24 |
| w/claw | 28.375 | | 29.52 | N/A |
| LoDIV | 17.8025 | 0.29635283 | 19.4 | 20.43 |
| w/claw | 21.86 | | 27.98 | N/A |
| W@Pjoint II | 1.5825 | 0.207585324 | 2.09 | 1.99 |
| W@Pjoint III | 2.1675 | 0.143845982 | 2.59 | 2.81 |
| W@Pjoint IV | 1.8875 | 0.102753751 | 2.41 | 2.4 |
| W@2joint III | 1.695 | 0.19807406 | 2.18 | 2.15 |
| W@2joint IV | 1.7025 | 0.166808273 | 2.4 | 2.38 |
| W@3joint IV | 1.4475 | 0.042720019 | 1.99 | 1.8 |
| LoPhI,II | 7.5175 | 0.483209754 | 7.13 | 7.24 |
| LoPhII,II | 8.525 | 0.293655127 | 10.3 | 10.86 |
| LoPhI,III | 6.6925 | 0.07804913 | 6.77 | 7.4 |
| LoPhII,III | 8.0625 | 0.228673712 | 8.9 | 8.97 |
| LoPhIII,III | 8.41 | 0.079582243 | 10.58 | 10.96 |
| LoPhI,IV | 6.0375 | 0.094295634 | 6.12 | 6.77 |
| LoPhII,IV | 4.835 | 0.214864298 | 5.61 | 5.59 |
| LoPhIII,IV | 4.2675 | 0.280995255 | 4.91 | 5.01 |
| LoPhIV,IV | 4.9875 | 0.292161485 | 5.71 | 5.99 |
| WoPhI,II | 1.0175 | 0.060207973 | 1.61 | 1.61 |
| WoPhII,II | 0.9075 | 0.078475049 | 1.18 | 1.27 |
| WoPhI,III | 1.5825 | 0.255 | 1.95 | 2.04 |
| WoPhII,III | 1.2175 | 0.073654599 | 1.61 | 1.76 |
| WoPhIII,III | 1.06 | 0.051639778 | 1.27 | 1.45 |
| WoPhI,IV | 1.29 | 0.104562581 | 1.47 | 1.64 |
| WoPhII,IV | 1.4075 | 0.127638813 | 1.72 | 1.9 |
| WoPhIII,IV | 1.24 | 0.159791531 | 1.63 | 1.62 |
| WoPhIV,IV | 1.055 | 0.116761866 | 1.34 | 1.44 |
| Foot Length | 24.445 | 0.435545635 | 28.79 | 30.94 |
| Lotmt | 30.285 | 1.244521327 | 34.49 | 35.39 |
| Lott | 42.9225 | 1.339337523 | 48.58 | 49.9 |
| LoFem | 31.1425 | 0.892650548 | 38.57 | 39.5 |
| Wotmt@prox | 5.5325 | 0.456973741 | 6.95 | 7.79 |
| Wotmt@cond | 5.2475 | 0.133010025 | 6.78 | 6.84 |
| Wott@prox | 5.955 | 0.627614531 | 7.52 | 9.02 |
| Wott@mid | 2.8775 | 0.495471156 | 4.54 | 5.04 |
| Wott@cond | 4.85 | 0.260128174 | 6.26 | 6.76 |
| Wofem@cond | 6.2975 | 0.285 | 8.39 | 9 |

| Name | <i>Dryocopus pileatus</i> | <i>Dryocopus pileatus</i> | <i>Dryocopus pileatus</i> | <i>Dryocopus pileatus</i> |
|--------------|---------------------------|---------------------------|---------------------------|---------------------------|
| Specimen # | 11212 | 96265 | AVERAGE | STDEV |
| M/F | M | M | | |
| LoDI | 10.18 | 11.47 | 10.49 | 0.674536878 |
| w/claw | N/A | 20.02 | 17.78 | |
| LoDII | 18.34 | 19.39 | 17.5875 | 1.647733292 |
| w/claw | N/A | 31.89 | 28.3 | |
| LoDIII | 26.31 | 27.78 | 25.79 | 1.670788237 |
| w/claw | N/A | 41.01 | 35.265 | |
| LoDIV | 22.15 | 22.92 | 21.225 | 1.601176651 |
| w/claw | N/A | 36.51 | 32.245 | |
| W@Pjoint II | 1.64 | 2.45 | 2.0425 | 0.333204142 |
| W@Pjoint III | 2.71 | 3.07 | 2.795 | 0.204205779 |
| W@Pjoint IV | 2.48 | 2.72 | 2.5025 | 0.149303941 |
| W@2joint III | 2.1 | 2.42 | 2.2125 | 0.142214627 |
| W@2joint IV | 2.27 | 2.54 | 2.3975 | 0.110867789 |
| W@3joint IV | 2.09 | 2.08 | 1.99 | 0.134412301 |
| LoPhI,II | 7.79 | 8.55 | 7.6775 | 0.649377907 |
| LoPhII,II | 11.42 | 12.04 | 11.155 | 0.746435976 |
| LoPhI,III | 7.44 | 7.43 | 7.26 | 0.327108545 |
| LoPhII,III | 9.33 | 9.82 | 9.255 | 0.421149221 |
| LoPhIII,III | 11.99 | 13.11 | 11.66 | 1.135458791 |
| LoPhI,IV | 6.77 | 7.31 | 6.7425 | 0.486852134 |
| LoPhII,IV | 5.22 | 6 | 5.605 | 0.318590646 |
| LoPhIII,IV | 5.41 | 6.09 | 5.355 | 0.535505991 |
| LoPhIV,IV | 6.99 | 7.62 | 6.5775 | 0.885941119 |
| WoPhI,II | 1.73 | 1.65 | 1.65 | 0.056568542 |
| WoPhII,II | 1.28 | 1.35 | 1.27 | 0.069761498 |
| WoPhI,III | 2.17 | 2.04 | 2.05 | 0.090553851 |
| WoPhII,III | 1.72 | 1.77 | 1.715 | 0.073257537 |
| WoPhIII,III | 1.37 | 1.39 | 1.37 | 0.074833148 |
| WoPhI,IV | 1.54 | 1.66 | 1.5775 | 0.088835053 |
| WoPhII,IV | 1.96 | 2.02 | 1.9 | 0.129614814 |
| WoPhIII,IV | 1.56 | 1.66 | 1.6175 | 0.041932485 |
| WoPhIV,IV | 1.34 | 1.47 | 1.3975 | 0.06751543 |
| Foot Length | 31.4 | 32.62 | 30.9375 | 1.5975476 |
| Lotmt | 36.21 | 36.99 | 35.77 | 1.074678246 |
| Lott | 50.96 | 49.93 | 49.8425 | 0.975307644 |
| LoFem | 40.28 | 4.59 | 30.735 | 17.44401043 |
| Wotmt@prox | 7.57 | 7.36 | 7.4175 | 0.357712641 |
| Wotmt@cond | 7.13 | 7.18 | 6.9825 | 0.201721756 |
| Wott@prox | 7.05 | N/A | 7.863333333 | 1.028899088 |
| Wott@mid | 3.42 | 4.49 | 4.3725 | 0.681829646 |
| Wott@cond | 6.53 | 6.91 | 6.615 | 0.28360771 |
| Wofem@cond | 8.79 | 8.91 | 8.7725 | 0.269118933 |

| Specimen # | 13265 | 79890 | 17276 | 13267 | AVERAGE |
|--------------|-------|-------|-------|-------|-------------|
| M/F | F | M | F | M | |
| LoDI | 11.48 | 11.98 | 17.71 | 11.01 | 13.045 |
| w/claw | 20.92 | N/A | N/A | N/A | 20.92 |
| LoDII | 12.82 | 13.68 | 13.08 | 12.3 | 12.97 |
| w/claw | 18.33 | N/A | N/A | N/A | 18.33 |
| LoDIII | 19.11 | 20.2 | 19.08 | 20.19 | 19.645 |
| w/claw | 23.01 | N/A | N/A | N/A | 23.01 |
| LoDIV | 13.41 | 15.51 | 15.36 | 16.02 | 15.075 |
| w/claw | 21.16 | N/A | N/A | N/A | 21.16 |
| W@Pjoint II | 1.93 | 1.51 | 1.45 | 1.65 | 1.635 |
| W@Pjoint III | 1.88 | 1.64 | 1.68 | 1.98 | 1.795 |
| W@Pjoint IV | 1.87 | 1.24 | 1.21 | 1.57 | 1.4725 |
| W@2joint III | 1.75 | 1.48 | 1.48 | 1.92 | 1.6575 |
| W@2joint IV | 1.74 | 1.15 | 1.2 | 1.46 | 1.3875 |
| W@3joint IV | 1.21 | 1.13 | 1.11 | 1.3 | 1.1875 |
| LoPhI,II | 6.77 | 7.11 | 6.53 | 6.51 | 6.73 |
| LoPhII,II | 7.33 | 7.06 | 6.96 | 6.83 | 7.045 |
| LoPhI,III | 6.09 | 6.61 | 6.37 | 6.86 | 6.4825 |
| LoPhII,III | 6.62 | 6.88 | 6.31 | 6.51 | 6.58 |
| LoPhIII,III | 7.6 | 7.75 | 7.51 | 7.17 | 7.5075 |
| LoPhI,IV | 3.75 | 4.02 | 4.21 | 4.53 | 4.1275 |
| LoPhII,IV | 2.75 | 3.72 | 3.77 | 3.93 | 3.5425 |
| LoPhIII,IV | 3.22 | 4.07 | 3.86 | 3.7 | 3.7125 |
| LoPhIV,IV | 3.94 | 4.76 | 4.78 | 5.37 | 4.7125 |
| WoPhI,II | 1.14 | 1.11 | 1.08 | 1.25 | 1.145 |
| WoPhII,II | 0.95 | 0.92 | 0.95 | 1.11 | 0.9825 |
| WoPhI,III | 1.15 | 1.25 | 1.22 | 1.28 | 1.225 |
| WoPhII,III | 1.4 | 1.18 | 1.15 | 1.2 | 1.2325 |
| WoPhIII,III | 1.17 | 1.02 | 0.95 | 1.04 | 1.045 |
| WoPhI,IV | 1.13 | 0.97 | 1.01 | 1.2 | 1.0775 |
| WoPhII,IV | 1.16 | 0.95 | 0.94 | 1.01 | 1.015 |
| WoPhIII,IV | 0.91 | 0.86 | 0.91 | 0.97 | 0.9125 |
| WoPhIV,IV | 1.06 | 0.85 | 0.88 | 0.89 | 0.92 |
| Foot Length | 21.88 | 23.71 | 23.45 | 22.4 | 22.86 |
| Lotmt | 33.25 | 34.05 | 35.57 | 35.74 | 34.6525 |
| Lott | 45.89 | 47.81 | 50.42 | 51.03 | 48.7875 |
| LoFem | 30.15 | 29.56 | 31.12 | 31.25 | 30.52 |
| Wotmt@prox | 4.87 | 5.03 | 4.73 | 5.15 | 4.945 |
| Wotmt@cond | 3.38 | 3.43 | 3.5 | 3.78 | 3.5225 |
| Wott@prox | 6.13 | 5.32 | 6.65 | N/A | 6.033333333 |
| Wott@mid | 2.33 | 2.07 | 2.29 | 2.2 | 2.2225 |
| Wott@cond | 4.57 | 4.74 | 4.58 | 4.73 | 4.655 |
| Wofem@cond | 5.7 | 5.82 | 5.52 | 5.8 | 5.71 |

| Name | <i>Cyanocitta chris</i> | <i>Corvus brachyrhynchos</i> | <i>Corvus brach</i> | <i>Corvus brach</i> | <i>Corvus brach</i> |
|--------------|-------------------------|------------------------------|---------------------|---------------------|---------------------|
| Specimen # | STDEV | 15149 | 14664 | 22261 | 13248 |
| M/F | | F | F | M | M |
| LoDI | 3.135118286 | 20.84 | 21.78 | 21.58 | 21.59 |
| w/claw | | 33.46 | N/A | N/A | 32.05 |
| LoDII | 0.573759532 | 22.29 | 24.02 | 23.66 | 23.19 |
| w/claw | | 31.08 | N/A | N/A | 33.04 |
| LoDIII | 0.635216499 | 32.86 | 37.01 | 34.61 | 34.71 |
| w/claw | | 44.07 | N/A | N/A | 44.4 |
| LoDIV | 1.145382032 | 24.46 | 27.61 | 25.69 | 26.05 |
| w/claw | | 32.01 | N/A | N/A | 34.63 |
| W@Pjoint II | 0.213775583 | 3.23 | 3.16 | 2.85 | 3.47 |
| W@Pjoint III | 0.161967075 | 3.67 | 3.32 | 3.32 | 4.4 |
| W@Pjoint IV | 0.311167158 | 2.82 | 2.77 | 2.7 | 3.1 |
| W@2joint III | 0.21639085 | 3.21 | 2.94 | 2.85 | 3.57 |
| W@2joint IV | 0.271462091 | 2.7 | 2.54 | 2.6 | 2.81 |
| W@3joint IV | 0.086554414 | 2.51 | 2.17 | 2.32 | 2.83 |
| LoPhI,II | 0.279523404 | 12.31 | 12.09 | 12.22 | 12.74 |
| LoPhII,II | 0.212053452 | 12.19 | 12.96 | 12.36 | 11.92 |
| LoPhI,III | 0.329380732 | 11.18 | 13.27 | 11.44 | 12.59 |
| LoPhII,III | 0.237627159 | 9.91 | 12.27 | 10.96 | 11.79 |
| LoPhIII,III | 0.245814971 | 11.87 | 13.93 | 13.41 | 13.64 |
| LoPhI,IV | 0.328062494 | 7.4 | 7.61 | 7.66 | 6.92 |
| LoPhII,IV | 0.535871564 | 6.05 | 6.51 | 6.59 | 6.59 |
| LoPhIII,IV | 0.361605218 | 6.45 | 6.87 | 7 | 6.03 |
| LoPhIV,IV | 0.587615237 | 7.42 | 8.42 | 7.35 | 7.37 |
| WoPhI,II | 0.074161985 | 2.36 | 2.45 | 2.39 | 2.85 |
| WoPhII,II | 0.08616844 | 2.14 | 2.15 | 2.18 | 2.45 |
| WoPhI,III | 0.055677644 | 2.34 | 2.43 | 2.37 | 2.48 |
| WoPhII,III | 0.113541476 | 2.18 | 2.2 | 2.22 | 2.59 |
| WoPhIII,III | 0.091833182 | 2.17 | 1.92 | 2.11 | 2.7 |
| WoPhI,IV | 0.106262254 | 2.33 | 2.32 | 2.1 | 2.32 |
| WoPhII,IV | 0.101488916 | 2.24 | 1.94 | 1.96 | 2.29 |
| WoPhIII,IV | 0.045 | 1.95 | 1.88 | 1.79 | 2.44 |
| WoPhIV,IV | 0.09486833 | 2.1 | 1.86 | 1.9 | 2.55 |
| Foot Length | 0.8646001 | 40.27 | 42.07 | 41.85 | 40.34 |
| Lotmt | 1.20477868 | 59.27 | 60.41 | 58.8 | 61.05 |
| Lott | 2.383615951 | 86.88 | 86.72 | 85.8 | 88.97 |
| LoFem | 0.806515137 | 54.15 | 53.32 | 53.03 | 53.39 |
| Wotmt@prox | 0.183575598 | 9.94 | 9.7 | 9.93 | 9.9 |
| Wotmt@cond | 0.178582381 | 6.65 | 7.06 | 6.93 | 7.23 |
| Wott@prox | 0.67024871 | 11.43 | 11.29 | 11.34 | 11.8 |
| Wott@mid | 0.115289491 | 4.97 | 4.74 | 4.76 | 4.79 |
| Wott@cond | 0.092556289 | 8.9 | 8.9 | 8.6 | 9.16 |
| Wofem@cond | 0.137113092 | 11.08 | 10.7 | 10.72 | 10.99 |

| Name | <i>Corvus brachy</i> | <i>Corvus brachy</i> | <i>Cardinalis cardinalis</i> | <i>Cardinalis ca</i> | <i>Cardinalis carc</i> |
|--------------|----------------------|----------------------|------------------------------|----------------------|------------------------|
| Specimen # | AVERAGE | STDEV | 56009 | 56008 | 19590 |
| M/F | | | M | M | F |
| LoDI | 21.4475 | 0.415321161 | 8.79 | 8.37 | 8.55 |
| w/claw | 32.755 | | N/A | N/A | 12.32 |
| LoDII | 23.29 | 0.748286932 | 9.44 | 9.85 | 9.82 |
| w/claw | 32.06 | | N/A | 12.41 | 12.38 |
| LoDIII | 34.7975 | 1.702143257 | 13.08 | 16.69 | 15.69 |
| w/claw | 44.235 | | N/A | 21.23 | 19.82 |
| LoDIV | 25.9525 | 1.297853998 | 12 | 12.01 | 11.21 |
| w/claw | 33.32 | | N/A | 14.11 | 14.62 |
| W@Pjoint II | 3.1775 | 0.255522341 | 1 | 0.93 | 0.93 |
| W@Pjoint III | 3.6775 | 0.509141434 | 1.28 | 1.19 | 1.29 |
| W@Pjoint IV | 2.8475 | 0.175380539 | 1.06 | 0.92 | 0.94 |
| W@2joint III | 3.1425 | 0.32345788 | 1.26 | 1.15 | 1.15 |
| W@2joint IV | 2.6625 | 0.118427193 | 0.95 | 0.87 | 0.96 |
| W@3joint IV | 2.4575 | 0.284648907 | 0.82 | 0.73 | 0.77 |
| LoPhI,II | 12.34 | 0.281543366 | 4.72 | 4.94 | 5.07 |
| LoPhII,II | 12.3575 | 0.440634013 | 5.47 | 5.47 | 5.3 |
| LoPhI,III | 12.12 | 0.981393567 | 5.12 | 5.49 | 5.29 |
| LoPhII,III | 11.2325 | 1.034484574 | 5.03 | 5.09 | 4.92 |
| LoPhIII,III | 13.2125 | 0.919941121 | 5.94 | 6.01 | 6.14 |
| LoPhI,IV | 7.3975 | 0.33767588 | 3.26 | 3.24 | 3.5 |
| LoPhII,IV | 6.435 | 0.259422435 | 2.89 | 2.76 | 2.56 |
| LoPhIII,IV | 6.5875 | 0.439573657 | 2.81 | 2.73 | 2.59 |
| LoPhIV,IV | 7.64 | 0.520832667 | 3.36 | 3.18 | 3.22 |
| WoPhI,II | 2.5125 | 0.228089895 | 0.71 | 0.72 | 0.66 |
| WoPhII,II | 2.23 | 0.147648231 | 0.84 | 0.57 | 0.6 |
| WoPhI,III | 2.405 | 0.06244998 | 0.92 | 0.85 | 0.79 |
| WoPhII,III | 2.2975 | 0.195682566 | 0.87 | 0.84 | 0.82 |
| WoPhIII,III | 2.225 | 0.334115748 | 0.88 | 0.73 | 0.65 |
| WoPhI,IV | 2.2675 | 0.111766125 | 0.72 | 0.61 | 0.79 |
| WoPhII,IV | 2.1075 | 0.183189337 | 0.61 | 0.62 | 0.63 |
| WoPhIII,IV | 2.015 | 0.290803485 | 0.68 | 0.63 | 0.71 |
| WoPhIV,IV | 2.1025 | 0.316267292 | 0.64 | 0.66 | 0.59 |
| Foot Length | 41.1325 | 0.960151898 | 16.41 | 18 | 17.14 |
| Lotmt | 59.8825 | 1.030901709 | 25.65 | 24.52 | 24.84 |
| Lott | 87.0925 | 1.33908862 | 36.27 | 34.51 | 35.85 |
| LoFem | 53.4725 | 0.477798772 | 22.09 | 21.54 | 21.92 |
| Wotmt@prox | 9.8675 | 0.112952792 | 3.6 | 3.72 | 3.66 |
| Wotmt@cond | 6.9675 | 0.24472774 | 2.52 | 2.59 | 2.51 |
| Wott@prox | 11.465 | 0.2307235 | 4.34 | 4.85 | 4.33 |
| Wott@mid | 4.815 | 0.105356538 | 1.52 | 1.81 | 1.43 |
| Wott@cond | 8.89 | 0.228910463 | 3.01 | 3.25 | 3.28 |
| Wofem@cond | 10.8725 | 0.191376592 | 3.96 | 3.97 | 3.82 |

| Name | <i>Cardinalis cara</i> | <i>Cardinalis cara</i> | <i>Cardinalis cara</i> | <i>Passer domesticus</i> | <i>Passer domesticus</i> |
|--------------|------------------------|------------------------|------------------------|--------------------------|--------------------------|
| Specimen # | 16848 | AVERAGE | STDEV | 17843 | 49779 |
| M/F | F | | | M | M |
| LoDI | 9.36 | 8.7675 | 0.430842198 | 7.2 | 7.65 |
| w/claw | N/A | 12.32 | | 13.11 | 11.33 |
| LoDII | 9.85 | 9.74 | 0.200499377 | 8.03 | 8.32 |
| w/claw | N/A | 12.395 | | 11.92 | 11.25 |
| LoDIII | 16.66 | 15.53 | 1.698096974 | 13.42 | 13.63 |
| w/claw | N/A | 20.525 | | 16.3 | 14.82 |
| LoDIV | 11.73 | 11.7375 | 0.37482218 | 8.58 | 9.26 |
| w/claw | N/A | 14.365 | | 12.95 | 12.52 |
| W@Pjoint II | 0.93 | 0.9475 | 0.035 | 1.06 | 0.83 |
| W@Pjoint III | 1.35 | 1.2775 | 0.066017674 | 1.32 | 1.15 |
| W@Pjoint IV | 0.84 | 0.94 | 0.090921211 | 1.13 | 0.84 |
| W@2joint III | 1.15 | 1.1775 | 0.055 | 1.24 | 0.97 |
| W@2joint IV | 0.86 | 0.91 | 0.05228129 | 0.85 | 0.87 |
| W@3joint IV | 0.65 | 0.7425 | 0.071821538 | 1.05 | 0.76 |
| LoPhI,II | 4.87 | 4.9 | 0.145830952 | 2.9 | 4.47 |
| LoPhII,II | 5.09 | 5.3325 | 0.180439279 | 4.58 | 4.87 |
| LoPhI,III | 5.39 | 5.3225 | 0.157770931 | 4.12 | 4.97 |
| LoPhII,III | 5.1 | 5.035 | 0.082663978 | 4.62 | 4.79 |
| LoPhIII,III | 6.17 | 6.065 | 0.108474267 | 4.83 | 5.54 |
| LoPhI,IV | 3.22 | 3.305 | 0.131021627 | 2.16 | 2.63 |
| LoPhII,IV | 2.75 | 2.74 | 0.135892114 | 2.78 | 2.33 |
| LoPhIII,IV | 2.65 | 2.695 | 0.095742711 | 2.7 | 2.58 |
| LoPhIV,IV | 3.11 | 3.2175 | 0.105316982 | 2.36 | 2.48 |
| WoPhI,II | 0.73 | 0.705 | 0.031091264 | 0.79 | 0.62 |
| WoPhII,II | 0.61 | 0.655 | 0.124498996 | 0.77 | 0.57 |
| WoPhI,III | 0.82 | 0.845 | 0.055677644 | 1.19 | 0.9 |
| WoPhII,III | 0.81 | 0.835 | 0.026457513 | 0.89 | 0.74 |
| WoPhIII,III | 0.74 | 0.75 | 0.095568475 | 0.85 | 0.61 |
| WoPhI,IV | 0.69 | 0.7025 | 0.074554231 | N/A | 0.7 |
| WoPhII,IV | 0.67 | 0.6325 | 0.026299556 | 0.65 | 0.66 |
| WoPhIII,IV | 0.68 | 0.675 | 0.033166248 | 0.76 | 0.64 |
| WoPhIV,IV | 0.62 | 0.6275 | 0.029860788 | 0.8 | 0.59 |
| Foot Length | N/A | 17.18333333 | 0.795885251 | 12.64 | 14.31 |
| Lotmt | 24.5 | 24.8775 | 0.538044298 | 19.35 | 19.05 |
| Lott | 35.88 | 35.6275 | 0.769171632 | 28.82 | 27.63 |
| LoFem | 21.82 | 21.8425 | 0.23041629 | 18.19 | 17.68 |
| Wotmt@prox | 3.54 | 3.63 | 0.077459667 | 2.9 | 2.8 |
| Wotmt@cond | 2.42 | 2.51 | 0.069761498 | 2.31 | 2.19 |
| Wott@prox | 4.5 | 4.505 | 0.242830531 | 3.22 | 4.11 |
| Wott@mid | 1.46 | 1.555 | 0.174068952 | 1.6 | 1.24 |
| Wott@cond | 3.11 | 3.1625 | 0.125797456 | 2.47 | 2.54 |
| Wofem@cond | 3.81 | 3.89 | 0.086794777 | 3.16 | 3.27 |

| Name | <i>Passer domesticus</i> | <i>Passer domesticus</i> | <i>Passer domesticus</i> | <i>Passer domesticus</i> |
|--------------|--------------------------|--------------------------|--------------------------|--------------------------|
| Specimen # | 49763 | 48762 | AVERAGE | STDEV |
| M/F | M | F | | |
| LoDI | 7.78 | 7.29 | 7.48 | 0.278926514 |
| w/claw | 12.69 | N/A | 12.37666667 | |
| LoDII | 7.97 | 9.13 | 8.3625 | 0.534002185 |
| w/claw | N/A | N/A | 11.585 | |
| LoDIII | 14.55 | 15.08 | 14.17 | 0.780299088 |
| w/claw | N/A | N/A | 15.56 | |
| LoDIV | N/A | 9.69 | 9.176666667 | 0.559672523 |
| w/claw | N/A | N/A | 12.735 | |
| W@Pjoint II | 0.84 | 0.86 | 0.8975 | 0.109048919 |
| W@Pjoint III | 1.05 | 1.14 | 1.165 | 0.112694277 |
| W@Pjoint IV | 0.84 | 0.85 | 0.915 | 0.143410832 |
| W@2joint III | 0.82 | 0.96 | 0.9975 | 0.175570499 |
| W@2joint IV | 0.73 | 0.76 | 0.8025 | 0.068007353 |
| W@3joint IV | 0.67 | 0.69 | 0.7925 | 0.175949803 |
| LoPhI,II | 4.53 | 4.33 | 4.0575 | 0.776203367 |
| LoPhII,II | 4.89 | 4.8 | 4.785 | 0.142009389 |
| LoPhI,III | 4.88 | 4.83 | 4.7 | 0.39098167 |
| LoPhII,III | 4.83 | 5 | 4.81 | 0.155991453 |
| LoPhIII,III | 5.41 | 5.25 | 5.2575 | 0.308693483 |
| LoPhI,IV | 2.93 | 2.4 | 2.53 | 0.328532089 |
| LoPhII,IV | 2.5 | 2.27 | 2.47 | 0.228473193 |
| LoPhIII,IV | 2.76 | 2.38 | 2.605 | 0.167630546 |
| LoPhIV,IV | 2.82 | 2.64 | 2.575 | 0.199582898 |
| WoPhI,II | 0.59 | 0.63 | 0.6575 | 0.089953692 |
| WoPhII,II | 0.54 | 0.53 | 0.6025 | 0.112952792 |
| WoPhI,III | 0.68 | 0.77 | 0.885 | 0.222485955 |
| WoPhII,III | 0.66 | 0.67 | 0.74 | 0.106144556 |
| WoPhIII,III | 0.59 | 0.6 | 0.6625 | 0.125266383 |
| WoPhI,IV | 0.58 | 0.67 | 0.65 | 0.06244998 |
| WoPhII,IV | 0.54 | 0.6 | 0.6125 | 0.055 |
| WoPhIII,IV | 0.54 | 0.59 | 0.6325 | 0.094295634 |
| WoPhIV,IV | 0.35 | 0.5 | 0.56 | 0.188148877 |
| Foot Length | N/A | N/A | 13.475 | 1.180868325 |
| Lotmt | 19.32 | 18.51 | 19.0575 | 0.389133653 |
| Lott | 28.74 | 27.31 | 28.125 | 0.768223058 |
| LoFem | 18.56 | 18.07 | 18.125 | 0.362629287 |
| Wotmt@prox | 2.75 | 2.85 | 2.825 | 0.064549722 |
| Wotmt@cond | 2.15 | 2.13 | 2.195 | 0.080622577 |
| Wott@prox | 3.8 | 3.62 | 3.6875 | 0.371606871 |
| Wott@mid | 1.2 | 1.21 | 1.3125 | 0.192418814 |
| Wott@cond | 2.61 | 2.74 | 2.59 | 0.115181017 |
| Wofem@cond | 3.23 | 3.31 | 3.2425 | 0.063966137 |

| Name | <i>Turdus migratorius</i> | <i>Turdus migrator</i> | <i>Turdus migrato</i> | <i>Turdus migrat</i> | <i>Turdus migratoriu</i> |
|--------------|---------------------------|------------------------|-----------------------|----------------------|--------------------------|
| Specimen # | 19866 | 22416 | 22417 | 16501 | AVERAGE |
| M/F | M | F | F | M | |
| LoDI | 9.58 | 9.09 | 10.39 | 9.96 | 9.755 |
| w/claw | 15 | 14.61 | 15.95 | 18.48 | 16.01 |
| LoDII | 11.58 | 12.21 | 13.27 | 12.13 | 12.2975 |
| w/claw | 15.28 | 16.46 | N/A | 17.36 | 16.36666667 |
| LoDIII | 19.52 | 20.23 | 20.76 | 19.15 | 19.915 |
| w/claw | 23.58 | 24.49 | 25.81 | 25.91 | 24.9475 |
| LoDIV | 12.76 | 13.24 | 14.29 | 13.56 | 13.4625 |
| w/claw | 16.09 | 16.01 | 17.08 | 18.49 | 16.9175 |
| W@Pjoint II | 1.18 | 1.35 | 1.52 | 0.98 | 1.2575 |
| W@Pjoint III | 1.7 | 1.69 | 1.66 | 1.55 | 1.65 |
| W@Pjoint IV | 1.51 | 1.27 | 1.53 | 1.23 | 1.385 |
| W@2joint III | 1.67 | 1.55 | 1.6 | 1.38 | 1.55 |
| W@2joint IV | 1.37 | 1.23 | 1.5 | 1.19 | 1.3225 |
| W@3joint IV | 1.15 | 1.06 | 1.22 | 1.14 | 1.1425 |
| LoPhI,II | 5.61 | 6.39 | 6.42 | 6.4 | 6.205 |
| LoPhII,II | 6.28 | 6.26 | 6.35 | 5.91 | 6.2 |
| LoPhI,III | 6.18 | 6.95 | 7.14 | 6.6 | 6.7175 |
| LoPhII,III | 7.49 | 6.72 | 7.34 | 6.84 | 7.0975 |
| LoPhIII,III | 7.5 | 7.17 | 7.53 | 7.26 | 7.365 |
| LoPhI,IV | 2.92 | 3.62 | 4.23 | 3.83 | 3.65 |
| LoPhII,IV | 3.45 | 3.82 | 4.74 | 3.56 | 3.8925 |
| LoPhIII,IV | 2.65 | 3.48 | 3.65 | 3.85 | 3.4075 |
| LoPhIV,IV | 2.64 | 3.71 | 3.75 | 3.84 | 3.485 |
| WoPhI,II | 1.24 | 0.95 | 1.12 | 0.71 | 1.005 |
| WoPhII,II | 0.69 | 0.75 | 0.82 | 0.6 | 0.715 |
| WoPhI,III | 1.16 | 1.07 | 1.26 | 0.98 | 1.1175 |
| WoPhII,III | 1.1 | 0.9 | 1.18 | 0.9 | 1.02 |
| WoPhIII,III | 0.92 | 0.85 | 1.01 | 0.71 | 0.8725 |
| WoPhI,IV | 1.31 | 1 | 1.14 | 0.94 | 1.0975 |
| WoPhII,IV | 1.15 | 0.85 | 0.94 | 0.88 | 0.955 |
| WoPhIII,IV | 0.92 | 0.8 | 1.16 | 0.71 | 0.8975 |
| WoPhIV,IV | 0.86 | 0.71 | 0.88 | 0.85 | 0.825 |
| Foot Length | 22.96 | 23.13 | 21.78 | 21.43 | 22.325 |
| Lotmt | 32.96 | 32.83 | 34.12 | 33.39 | 33.325 |
| Lott | 45.1 | 45.33 | 46.13 | 45.37 | 45.4825 |
| LoFem | 26.3 | 27.17 | 27.36 | 27.49 | 27.08 |
| Wotmt@prox | 4.31 | 4.26 | 4.36 | 3.96 | 4.2225 |
| Wotmt@cond | 3.44 | 3.6 | 4.68 | 3.46 | 3.795 |
| Wott@prox | 5.32 | 5.37 | 5.48 | 5.4 | 5.3925 |
| Wott@mid | 1.71 | 2.01 | 2.06 | 1.85 | 1.9075 |
| Wott@cond | 4.15 | 3.88 | 4.11 | 3.69 | 3.9575 |
| Wofem@cond | 4.73 | 4.65 | 4.77 | 4.62 | 4.6925 |

| Name | <i>Turdus migratoriu</i> | <i>Zenaida macroura</i> | <i>Zenaida macro</i> | <i>Zenaida macro</i> | <i>Zenaida macro</i> |
|--------------|--------------------------|-------------------------|----------------------|----------------------|----------------------|
| Specimen # | STDEV | 22716 | 11653 | 15533 | 22394 |
| M/F | | M | F | F | M |
| LoDI | 0.553202796 | 9.56 | 8.16 | 9.37 | 9.65 |
| w/claw | | 15.14 | N/A | N/A | N/A |
| LoDII | 0.706228245 | 13.91 | 12.33 | 12.92 | 13.17 |
| w/claw | | 19.47 | N/A | N/A | N/A |
| LoDIII | 0.719837945 | 19.58 | 16.63 | 18.51 | 18.52 |
| w/claw | | N/A | N/A | N/A | N/A |
| LoDIV | 0.642203239 | 13.4 | 12.66 | 14.32 | 13.09 |
| w/claw | | 18.07 | N/A | N/A | N/A |
| W@Pjoint II | 0.231282655 | 1.44 | 1.51 | 1.26 | 1.52 |
| W@Pjoint III | 0.068799225 | 1.57 | 1.55 | 1.36 | 1.58 |
| W@Pjoint IV | 0.156950098 | 1.38 | 1.41 | 1.27 | 1.36 |
| W@2joint III | 0.123558353 | 1.31 | 1.39 | 1.17 | 1.33 |
| W@2joint IV | 0.141273966 | 1.17 | 1.21 | 1.14 | 1.19 |
| W@3joint IV | 0.065510813 | 1.13 | 1.4 | 1.03 | 1.1 |
| LoPhI,II | 0.396862697 | 8 | 7.21 | 7.83 | 8 |
| LoPhII,II | 0.197146308 | 6.83 | 5.43 | 5.62 | 5.84 |
| LoPhI,III | 0.422403835 | 7.54 | 6.89 | 7.86 | 7.46 |
| LoPhII,III | 0.374911101 | 6.56 | 5.84 | 6.01 | 6.45 |
| LoPhIII,III | 0.177482393 | 6.17 | 5.47 | 5.54 | 6.14 |
| LoPhI,IV | 0.548513142 | 5.54 | 4.2 | 4.91 | 4.81 |
| LoPhII,IV | 0.585910972 | 3.33 | 3.18 | 3.51 | 3.41 |
| LoPhIII,IV | 0.52715431 | 2.86 | 3.13 | 3.02 | 3.07 |
| LoPhIV,IV | 0.565950528 | 4.34 | 3.47 | 3.61 | 3.97 |
| WoPhI,II | 0.229855027 | 1.06 | 0.95 | 0.94 | 1.1 |
| WoPhII,II | 0.093273791 | 0.84 | 0.77 | 0.77 | 0.81 |
| WoPhI,III | 0.120104121 | 1.18 | 1.03 | 1.09 | 1.01 |
| WoPhII,III | 0.142361043 | 1.08 | 0.99 | 0.99 | 1.03 |
| WoPhIII,III | 0.126589889 | 0.83 | 0.91 | 0.77 | 0.79 |
| WoPhI,IV | 0.164595464 | 0.97 | 1.04 | 0.93 | 1 |
| WoPhII,IV | 0.135277493 | 1.02 | 1.06 | 0.96 | 1.03 |
| WoPhIII,IV | 0.195 | 0.98 | 0.94 | 0.91 | 0.97 |
| WoPhIV,IV | 0.077674535 | 0.77 | 0.73 | 0.78 | 0.73 |
| Foot Length | 0.84642385 | 23.68 | 21.64 | 22.5 | 21.91 |
| Lotmt | 0.581520994 | 20.64 | 19.26 | 20.99 | 21.25 |
| Lott | 0.447762958 | 37.25 | 35.14 | 37.04 | 37.91 |
| LoFem | 0.53634566 | 28.53 | 26.83 | 27.89 | 28.91 |
| Wotmt@prox | 0.179698822 | 4.71 | 4.47 | 4.69 | 4.69 |
| Wotmt@cond | 0.594278274 | 4.51 | 4.3 | 4.55 | 4.51 |
| Wott@prox | 0.067019898 | 4.67 | 4.69 | 5.04 | 5.27 |
| Wott@mid | 0.159243001 | 2.62 | 2.37 | 2.46 | 2.35 |
| Wott@cond | 0.214378948 | 4.18 | 4.1 | 4.21 | 4.36 |
| Wofem@cond | 0.06946222 | 4.88 | 4.36 | 4.56 | 4.64 |

| Name | <i>Zenaida macroura</i> | <i>Zenaida macroura</i> | <i>Columba livia</i> | <i>Columba livia</i> | <i>Columba livia</i> |
|--------------|-------------------------|-------------------------|----------------------|----------------------|----------------------|
| Specimen # | AVERAGE | STDEV | 84415 | 84400 | 84401 |
| M/F | | | M | F | F |
| LoDI | 9.185 | 0.600354062 | 13.35 | 12.21 | 11.19 |
| w/claw | 15.14 | | N/A | 17.71 | 15.89 |
| LoDII | 13.0825 | 0.654490896 | 21.89 | 18.46 | 17.89 |
| w/claw | 19.47 | | 29.69 | 25.04 | 25.72 |
| LoDIII | 18.31 | 1.227382038 | 31.15 | 26.16 | 25.03 |
| w/claw | | | 39.36 | 33.16 | 32.95 |
| LoDIV | 13.3675 | 0.703769612 | 23.29 | 19.37 | 18.21 |
| w/claw | 18.07 | | 30.15 | 25.46 | 25.25 |
| W@Pjoint II | 1.4325 | 0.120381339 | 2.77 | 2.48 | 2.25 |
| W@Pjoint III | 1.515 | 0.1040833 | 3.23 | 2.72 | 2.55 |
| W@Pjoint IV | 1.355 | 0.060277138 | 2.76 | 2.19 | 2.14 |
| W@2joint III | 1.3 | 0.093094934 | 2.77 | 2.47 | 2.28 |
| W@2joint IV | 1.1775 | 0.029860788 | 2.54 | 2.02 | 1.99 |
| W@3joint IV | 1.165 | 0.162172747 | 2.34 | 1.97 | 1.84 |
| LoPhI,II | 7.76 | 0.375322084 | 12.55 | 10.9 | 10.28 |
| LoPhII,II | 5.93 | 0.622949971 | 10.34 | 8.04 | 8.45 |
| LoPhI,III | 7.4375 | 0.403846093 | 12.86 | 11.35 | 10.63 |
| LoPhII,III | 6.215 | 0.344915449 | 11.16 | 9.51 | 9.18 |
| LoPhIII,III | 5.83 | 0.376563408 | 10.08 | 8.9 | 8.28 |
| LoPhI,IV | 4.865 | 0.54860429 | 8.29 | 7.06 | 6.58 |
| LoPhII,IV | 3.3575 | 0.139373599 | 6.02 | 4.86 | 4.27 |
| LoPhIII,IV | 3.02 | 0.115758369 | 5.23 | 3.58 | 4.03 |
| LoPhIV,IV | 3.8475 | 0.390074779 | 7.07 | 5.89 | 5.66 |
| WoPhI,II | 1.0125 | 0.079739158 | 1.86 | 1.55 | 1.56 |
| WoPhII,II | 0.7975 | 0.034034296 | 1.52 | 1.21 | 1.29 |
| WoPhI,III | 1.0775 | 0.076321688 | 2.09 | 1.71 | 1.67 |
| WoPhII,III | 1.0225 | 0.042720019 | 2.07 | 1.53 | 1.64 |
| WoPhIII,III | 0.825 | 0.061913919 | 1.77 | 1.27 | 1.45 |
| WoPhI,IV | 0.985 | 0.046547467 | 2 | 1.5 | 1.65 |
| WoPhII,IV | 1.0175 | 0.041932485 | 1.95 | 1.57 | 1.82 |
| WoPhIII,IV | 0.95 | 0.031622777 | 1.97 | 1.55 | 1.71 |
| WoPhIV,IV | 0.7525 | 0.026299556 | 1.72 | 1.24 | 1.35 |
| Foot Length | 22.4325 | 0.905883547 | 39.75 | 34.38 | 29.09 |
| Lotmt | 20.535 | 0.885983446 | 36.2 | 32.62 | 30.58 |
| Lott | 36.835 | 1.189243457 | 65.54 | 59.3 | 54.72 |
| LoFem | 28.04 | 0.909871786 | 48.16 | 43.25 | 40.46 |
| Wotmt@prox | 4.64 | 0.113724814 | 8.37 | 7.7 | 6.97 |
| Wotmt@cond | 4.4675 | 0.113247517 | 8.3 | 7.02 | 6.55 |
| Wott@prox | 4.9175 | 0.289985632 | 9.5 | 8.57 | 8.12 |
| Wott@mid | 2.45 | 0.123017614 | 3.95 | 3.95 | 3.57 |
| Wott@cond | 4.2125 | 0.108742816 | 7.85 | 7.11 | 6.51 |
| Wofem@cond | 4.61 | 0.215096877 | 9.18 | 7.79 | 8.11 |

| Name | <i>Columba livia</i> | <i>Columba livia</i> | <i>Columba livia</i> | <i>Gavia pacifica</i> | <i>Gavia pacifica</i> |
|--------------|----------------------|----------------------|----------------------|-----------------------|-----------------------|
| Specimen # | 84410 | AVERAGE | STDEV | 80175 | 30572 |
| M/F | M | | | ? | F |
| LoDI | 11.34 | 12.0225 | 0.992685751 | N/A | 11.75 |
| w/claw | 16.38 | 16.66 | | N/A | N/A |
| LoDII | 19.12 | 19.34 | 1.772737995 | N/A | 65.46 |
| w/claw | 26.03 | 26.62 | | N/A | N/A |
| LoDIII | 27.4 | 27.435 | 2.659078788 | 78.33 | 76.6 |
| w/claw | 33.03 | 34.625 | | N/A | N/A |
| LoDIV | 20.71 | 20.395 | 2.183659009 | 82.05 | 84 |
| w/claw | 26.53 | 26.8475 | | N/A | N/A |
| W@Pjoint II | 2.58 | 2.52 | 0.216487105 | N/A | 3.51 |
| W@Pjoint III | 2.73 | 2.8075 | 0.293527398 | 3.88 | 4.3 |
| W@Pjoint IV | 2.58 | 2.4175 | 0.301371863 | 3.6 | 4.28 |
| W@2joint III | 2.58 | 2.525 | 0.205020324 | 3.17 | 3.36 |
| W@2joint IV | 2.39 | 2.235 | 0.27282473 | 3.36 | 4.27 |
| W@3joint IV | 2.23 | 2.095 | 0.230144882 | 3.2 | 3.6 |
| LoPhI,II | 10.82 | 11.1375 | 0.981100572 | 42.98 | 42.74 |
| LoPhII,II | 9.17 | 9 | 1.008067458 | N/A | 24.09 |
| LoPhI,III | 11.38 | 11.555 | 0.936536171 | 36.82 | 35.99 |
| LoPhII,III | 9.27 | 9.78 | 0.930483745 | 22.74 | 23.39 |
| LoPhIII,III | 8.82 | 9.02 | 0.758419409 | 20.16 | 20.67 |
| LoPhI,IV | 7.61 | 7.385 | 0.735594997 | 30.3 | 30.65 |
| LoPhII,IV | 5.05 | 5.05 | 0.726957128 | 18.43 | 18.11 |
| LoPhIII,IV | 4.51 | 4.3375 | 0.705850551 | 16.99 | 17.01 |
| LoPhIV,IV | 6.45 | 6.2675 | 0.629517011 | 18.95 | 19.83 |
| WoPhI,II | 1.65 | 1.655 | 0.143874946 | 2.65 | 2.94 |
| WoPhII,II | 1.37 | 1.3475 | 0.132256065 | N/A | 2.3 |
| WoPhI,III | 1.83 | 1.825 | 0.189296945 | 3.11 | 3.25 |
| WoPhII,III | 1.69 | 1.7325 | 0.234716141 | 3.5 | 2.95 |
| WoPhIII,III | 1.37 | 1.465 | 0.216256021 | 2.81 | 3.05 |
| WoPhI,IV | 1.87 | 1.755 | 0.223084438 | 2.91 | 3.14 |
| WoPhII,IV | 1.85 | 1.7975 | 0.161529151 | 2.69 | 2.77 |
| WoPhIII,IV | 1.9 | 1.7825 | 0.189978069 | 2.41 | 2.46 |
| WoPhIV,IV | 1.45 | 1.44 | 0.205426386 | 2.29 | 2.51 |
| Foot Length | 32.94 | 34.04 | 4.413320745 | 93.81 | 97.52 |
| Lotmt | 33.44 | 33.21 | 2.327946162 | 71.94 | 73.82 |
| Lott | 61.16 | 60.18 | 4.482410066 | 112.85 | 117.6 |
| LoFem | 44.1 | 43.9925 | 3.183785744 | 43.09 | 44.29 |
| Wotmt@prox | 8.04 | 7.77 | 0.599388577 | 12.19 | 12.17 |
| Wotmt@cond | 7.52 | 7.3475 | 0.748392722 | 8.66 | 9.7 |
| Wott@prox | 9.03 | 8.805 | 0.593885511 | 9.94 | 9.18 |
| Wott@mid | 4.14 | 3.9025 | 0.23907809 | 7.42 | 9.01 |
| Wott@cond | 7.57 | 7.26 | 0.585718931 | 12.15 | 12.23 |
| Wofem@cond | 8.53 | 8.4025 | 0.600409582 | 14.57 | 14.56 |

| Name | <i>Gavia pacifica</i> | <i>Gavia pacifica</i> | <i>Gavia pacifica</i> | <i>Anas discors</i> | <i>Anas discors</i> |
|--------------|-----------------------|-----------------------|-----------------------|---------------------|---------------------|
| Specimen # | 30573 | AVERAGE | STDEV | 98160 | 13307 |
| M/F | F | | | F | M |
| LoDI | N/A | 11.75 | | 6.91 | 6.21 |
| w/claw | N/A | | | N/A | N/A |
| LoDII | 64.43 | 64.945 | 0.728319985 | 23.61 | 25.1 |
| w/claw | N/A | | | N/A | N/A |
| LoDIII | 76.88 | 77.27 | 0.928601098 | 31.3 | 32.97 |
| w/claw | N/A | | | N/A | N/A |
| LoDIV | 83.75 | 83.26666667 | 1.061052936 | 29.78 | 32.18 |
| w/claw | N/A | | | N/A | N/A |
| W@Pjoint II | 3.35 | 3.43 | 0.113137085 | 1.75 | 1.99 |
| W@Pjoint III | 4.31 | 4.163333333 | 0.245424802 | 2.48 | 2.73 |
| W@Pjoint IV | 3.76 | 3.88 | 0.355527777 | 1.95 | 2.28 |
| W@2joint III | 3.62 | 3.383333333 | 0.225905585 | 1.9 | 2.05 |
| W@2joint IV | 3.7 | 3.776666667 | 0.459818805 | 1.54 | 1.74 |
| W@3joint IV | 3.75 | 3.516666667 | 0.284312035 | 1.31 | 1.5 |
| LoPhI,II | 42.38 | 42.7 | 0.301993377 | 13.61 | 14.39 |
| LoPhII,II | 23.02 | 23.555 | 0.756604256 | 9.91 | 10.85 |
| LoPhI,III | 35.65 | 36.15333333 | 0.601858234 | 14.42 | 15.28 |
| LoPhII,III | 22.51 | 22.88 | 0.456398948 | 9.43 | 10.45 |
| LoPhIII,III | 19.66 | 20.16333333 | 0.505008251 | 7.74 | 8.86 |
| LoPhI,IV | 31.16 | 30.70333333 | 0.432473506 | 11.34 | 11.85 |
| LoPhII,IV | 18.16 | 18.23333333 | 0.172143351 | 7.17 | 8.62 |
| LoPhIII,IV | 16.09 | 16.69666667 | 0.525483904 | 5.15 | 6.82 |
| LoPhIV,IV | 19.26 | 19.34666667 | 0.446355613 | 6.07 | 7.13 |
| WoPhI,II | 3.23 | 2.94 | 0.29 | 1.29 | 1.38 |
| WoPhII,II | 2.34 | 2.32 | 0.028284271 | 1.05 | 1.27 |
| WoPhI,III | 3.36 | 3.24 | 0.125299641 | 1.8 | 1.77 |
| WoPhII,III | 3.01 | 3.153333333 | 0.301717307 | 1.47 | 1.59 |
| WoPhIII,III | 2.89 | 2.916666667 | 0.122202019 | 1.24 | 1.36 |
| WoPhI,IV | 3.18 | 3.076666667 | 0.14571662 | 1.24 | 1.33 |
| WoPhII,IV | 2.67 | 2.71 | 0.052915026 | 1.11 | 1.25 |
| WoPhIII,IV | 2.55 | 2.473333333 | 0.070945989 | 0.91 | 1.11 |
| WoPhIV,IV | 2.19 | 2.33 | 0.163707055 | 0.75 | 0.99 |
| Foot Length | 93.19 | 94.84 | 2.34155931 | 37.76 | 38.34 |
| Lotmt | 72.78 | 72.84666667 | 0.941771381 | 29.09 | 30.77 |
| Lott | 118.01 | 116.1533333 | 2.868106228 | 53.77 | 56.33 |
| LoFem | 42.94 | 43.44 | 0.739932429 | 33.89 | 35 |
| Wotmt@prox | 12.4 | 12.25333333 | 0.127410099 | 5.63 | 6.37 |
| Wotmt@cond | 9.27 | 9.21 | 0.522589705 | 5.3 | 6.38 |
| Wott@prox | 11.47 | 10.19666667 | 1.166376154 | 5.6 | 7.55 |
| Wott@mid | 9.85 | 8.76 | 1.234139376 | 2.74 | 3.83 |
| Wott@cond | 11.91 | 12.09666667 | 0.16653328 | 5.27 | 5.94 |
| Wofem@cond | 14.55 | 14.56 | 0.01 | 6.74 | 7.97 |

| Name | <i>Anas discors</i> | <i>Anas discors</i> | <i>Anas discors</i> | <i>Anas discors</i> | <i>Ardea alba</i> | <i>Ardea alba</i> |
|--------------|---------------------|---------------------|---------------------|---------------------|-------------------|-------------------|
| Specimen # | 17239 | 14236 | AVERAGE | STDEV | 24320 | 89895 |
| M/F | M | F | | | F | F |
| LoDI | 6.81 | 7.13 | 6.765 | 0.39340395 | 39.44 | 36.91 |
| w/claw | N/A | N/A | | | N/A | N/A |
| LoDII | 25.54 | 24.65 | 24.725 | 0.82738544 | 67.66 | 65 |
| w/claw | N/A | N/A | | | N/A | N/A |
| LoDIII | 34.81 | 32.91 | 32.9975 | 1.43469799 | 98.32 | 92.79 |
| w/claw | N/A | N/A | | | N/A | N/A |
| LoDIV | 34.04 | 32.22 | 32.055 | 1.74725499 | 81.49 | 79.69 |
| w/claw | N/A | N/A | | | N/A | N/A |
| W@Pjoint II | 1.91 | 1.96 | 1.9025 | 0.10688779 | 3.76 | 3.54 |
| W@Pjoint III | 2.7 | 2.55 | 2.615 | 0.11958261 | 4.28 | 4.38 |
| W@Pjoint IV | 2.14 | 2.05 | 2.105 | 0.140119 | 4.38 | 4.28 |
| W@2joint III | 1.96 | 1.89 | 1.95 | 0.07348469 | 3.45 | 3.22 |
| W@2joint IV | 1.73 | 1.62 | 1.6575 | 0.09535023 | 3.57 | 3.25 |
| W@3joint IV | 1.38 | 1.32 | 1.3775 | 0.08732125 | 2.91 | 2.79 |
| LoPhI,II | 14.73 | 14.02 | 14.1875 | 0.48196646 | 38.97 | 38.38 |
| LoPhII,II | 11.03 | 10.71 | 10.625 | 0.49433457 | 28.58 | 27.51 |
| LoPhI,III | 15.53 | 15.05 | 15.07 | 0.47560488 | 34.7 | 34.31 |
| LoPhII,III | 11.13 | 10.73 | 10.435 | 0.72578693 | 37.54 | 36.15 |
| LoPhIII,III | 8.91 | 8.67 | 8.545 | 0.54653454 | 26.33 | 25.01 |
| LoPhI,IV | 12.4 | 12.21 | 11.95 | 0.46626173 | 28.26 | 26.25 |
| LoPhII,IV | 8.7 | 8.44 | 8.2325 | 0.71662984 | 22.66 | 21.75 |
| LoPhIII,IV | 6.93 | 6.08 | 6.245 | 0.82180695 | 18.73 | 18.76 |
| LoPhIV,IV | 7.04 | 6.87 | 6.7775 | 0.4838302 | 16.03 | 15.41 |
| WoPhI,II | 1.38 | 1.53 | 1.395 | 0.09949874 | 2.87 | 2.81 |
| WoPhII,II | 1.17 | 1.31 | 1.2 | 0.11604597 | 2.23 | 2.26 |
| WoPhI,III | 1.82 | 1.77 | 1.79 | 0.0244949 | 2.9 | 2.87 |
| WoPhII,III | 1.6 | 1.58 | 1.56 | 0.06055301 | 2.65 | 2.68 |
| WoPhIII,III | 1.4 | 1.34 | 1.335 | 0.06806859 | 2.05 | 2.11 |
| WoPhI,IV | 1.35 | 1.31 | 1.3075 | 0.04787136 | 2.78 | 2.86 |
| WoPhII,IV | 1.26 | 1.24 | 1.215 | 0.07047458 | 2.56 | 2.61 |
| WoPhIII,IV | 1.1 | 1.11 | 1.0575 | 0.09844626 | 2.24 | 2.26 |
| WoPhIV,IV | 0.94 | 0.95 | 0.9075 | 0.10719919 | 1.76 | 1.96 |
| Foot Length | 43.53 | 40.31 | 39.985 | 2.60315834 | 111.08 | 104.73 |
| Lotmt | 30.99 | 30.69 | 30.385 | 0.87260147 | 150.06 | 149.51 |
| Lott | 55.65 | 54.21 | 54.99 | 1.2011106 | 201.32 | 188.73 |
| LoFem | 35.56 | 34.51 | 34.74 | 0.71072733 | 78 | 75.18 |
| Wotmt@prox | 6 | 6.02 | 6.005 | 0.3022692 | 11.77 | 11.85 |
| Wotmt@cond | 6.12 | 6.22 | 6.005 | 0.48204426 | 13.36 | 13.19 |
| Wott@prox | 7.39 | 7.58 | 7.03 | 0.9569744 | 12.83 | 12.92 |
| Wott@mid | 3.72 | 3.47 | 3.44 | 0.49037401 | 5.86 | 6.04 |
| Wott@cond | 5.67 | 5.75 | 5.6575 | 0.28206087 | 10.85 | 11.38 |
| Wofem@cond | 7.63 | 7.25 | 7.3975 | 0.52784941 | 10.26 | 12.59 |

| Name | <i>Ardea alba</i> | <i>Ardea alba</i> | <i>Ardea alba</i> | <i>Ardea alba</i> | <i>Calidris alba</i> | <i>Calidris alba</i> |
|--------------|-------------------|-------------------|-------------------|-------------------|----------------------|----------------------|
| Specimen # | 21230 | 55619 | AVERAGE | STDEV | 32312 | 32304 |
| M/F | M | M | | | F | F |
| LoDI | 38.54 | 40.47 | 38.84 | 1.5090615 | N/A | N/A |
| w/claw | N/A | N/A | | | N/A | N/A |
| LoDII | 67.61 | 71.25 | 67.88 | 2.5672683 | 11.4 | 11.11 |
| w/claw | N/A | N/A | | | N/A | N/A |
| LoDIII | 95.07 | 98.93 | 96.2775 | 2.8768197 | 15.06 | 13.67 |
| w/claw | N/A | N/A | | | N/A | N/A |
| LoDIV | 85.77 | 86.79 | 83.435 | 3.391966 | 14.17 | 12.5 |
| w/claw | N/A | N/A | | | N/A | N/A |
| W@Pjoint II | 3.58 | 4.16 | 3.76 | 0.2833137 | 1.15 | 1.12 |
| W@Pjoint III | 4.24 | 4.77 | 4.4175 | 0.2422636 | 1.42 | 1.43 |
| W@Pjoint IV | 4.25 | 4.56 | 4.3675 | 0.1398511 | 1.23 | 1.23 |
| W@2joint III | 3.16 | 3.67 | 3.375 | 0.2330236 | 1.15 | 1.17 |
| W@2joint IV | 3.41 | 3.74 | 3.4925 | 0.2104559 | 1.03 | 1.04 |
| W@3joint IV | 2.74 | 3.11 | 2.8875 | 0.1645955 | 0.88 | 0.9 |
| LoPhI,II | 39.19 | 40.64 | 39.295 | 0.9596701 | 6.73 | 6.16 |
| LoPhII,II | 29.29 | 31.79 | 29.2925 | 1.8186511 | 4.67 | 5.05 |
| LoPhI,III | 35.62 | 35.8 | 35.1075 | 0.7174666 | 6.79 | 5.94 |
| LoPhII,III | 37.39 | 38.57 | 37.4125 | 0.9917115 | 4.78 | 4.64 |
| LoPhIII,III | 24.64 | 28.08 | 26.015 | 1.5560741 | 3.49 | 3.73 |
| LoPhI,IV | 28.25 | 29.26 | 28.005 | 1.2622863 | 5.17 | 4.67 |
| LoPhII,IV | 23.11 | 23.97 | 22.8725 | 0.9248558 | 3.61 | 3.1 |
| LoPhIII,IV | 18.76 | 20.12 | 19.0925 | 0.685146 | 2.77 | 2.64 |
| LoPhIV,IV | 16.76 | 17.33 | 16.3825 | 0.8387044 | 2.62 | 2.55 |
| WoPhI,II | 3.1 | 3.18 | 2.99 | 0.1779513 | 0.69 | 0.67 |
| WoPhII,II | 2.38 | 2.42 | 2.3225 | 0.0917878 | 0.59 | 0.61 |
| WoPhI,III | 3.19 | 3.27 | 3.0575 | 0.2022169 | 0.76 | 0.79 |
| WoPhII,III | 2.86 | 3.02 | 2.8025 | 0.1721191 | 0.72 | 0.75 |
| WoPhIII,III | 2.27 | 2.34 | 2.1925 | 0.1352467 | 0.71 | 0.7 |
| WoPhI,IV | 2.97 | 3.1 | 2.9275 | 0.1388944 | 0.73 | 0.62 |
| WoPhII,IV | 2.73 | 2.92 | 2.705 | 0.1601041 | 0.65 | 0.64 |
| WoPhIII,IV | 2.46 | 2.58 | 2.385 | 0.1636052 | 0.66 | 0.62 |
| WoPhIV,IV | 2.02 | 2.02 | 1.94 | 0.1232883 | 0.56 | 0.54 |
| Foot Length | 107.64 | 110.03 | 108.37 | 2.8214772 | N/A | 17.64 |
| Lotmt | 165.12 | 168.74 | 158.3575 | 10.010902 | 28.35 | 25.32 |
| Lott | 221.08 | 226.06 | 209.2975 | 17.382666 | 42.59 | 40.5 |
| LoFem | 82.28 | 82.36 | 79.455 | 3.5029654 | 24.09 | 22.58 |
| Wotmt@prox | 12.51 | 13.23 | 12.34 | 0.6797058 | 3.88 | 3.77 |
| Wotmt@cond | 13.96 | 14.15 | 13.665 | 0.4622049 | 3.81 | 3.49 |
| Wott@prox | 14.81 | 14.72 | 13.82 | 1.0924285 | 4.4 | 4.38 |
| Wott@mid | 6.76 | 6.95 | 6.4025 | 0.5333151 | 1.68 | 1.59 |
| Wott@cond | 11.15 | 11.76 | 11.285 | 0.3838837 | 3.45 | 3.07 |
| Wofem@cond | 13.54 | 13.45 | 12.46 | 1.5278962 | 4.35 | 4.24 |

| Name | <i>Calidris alba</i> | <i>Calidris alba</i> | <i>Calidris alba</i> | <i>Calidris alba</i> | <i>Lecucophaeus pipixcan</i> |
|--------------|----------------------|----------------------|----------------------|----------------------|------------------------------|
| Specimen # | 32311 | 32309 | AVERAGE | STDEV | 19183 |
| M/F | M | M | | | M |
| LoDI | N/A | N/A | | | 2.97 |
| w/claw | N/A | N/A | | | N/A |
| LoDII | 10.78 | 11.02 | 11.0775 | 0.25617377 | 25.37 |
| w/claw | N/A | N/A | | | N/A |
| LoDIII | 14.04 | 13.08 | 13.9625 | 0.83163995 | 33.03 |
| w/claw | N/A | N/A | | | N/A |
| LoDIV | 13.75 | 11.33 | 12.9375 | 1.2851297 | 30.99 |
| w/claw | N/A | N/A | | | N/A |
| W@Pjoint II | 1.18 | 1.12 | 1.1425 | 0.02872281 | 1.79 |
| W@Pjoint III | 1.44 | 1.3 | 1.3975 | 0.06551081 | 2.2 |
| W@Pjoint IV | 1.31 | 1.18 | 1.2375 | 0.05377422 | 1.75 |
| W@2joint III | 1.23 | 1.2 | 1.1875 | 0.035 | 1.95 |
| W@2joint IV | 1.07 | 0.89 | 1.0075 | 0.0801561 | 1.55 |
| W@3joint IV | 0.9 | 0.8 | 0.87 | 0.04760952 | 1.26 |
| LoPhI,II | 5.89 | 6.24 | 6.255 | 0.3502856 | 13.52 |
| LoPhII,II | 4.89 | 5.02 | 4.9075 | 0.17289207 | 11.43 |
| LoPhI,III | 6.28 | 5.74 | 6.1875 | 0.45937457 | 15.76 |
| LoPhII,III | 4.37 | 4.54 | 4.5825 | 0.17250604 | 10.01 |
| LoPhIII,III | 3.39 | 3.7 | 3.5775 | 0.16439282 | 8.55 |
| LoPhI,IV | 4.89 | 4.48 | 4.8025 | 0.2968024 | 11.4 |
| LoPhII,IV | 3.54 | 3.4 | 3.4125 | 0.22588714 | 7.31 |
| LoPhIII,IV | 2.87 | 2.56 | 2.71 | 0.13735599 | 6.94 |
| LoPhIV,IV | 2.45 | 2.27 | 2.4725 | 0.15195942 | 6.29 |
| WoPhI,II | 0.8 | 0.66 | 0.705 | 0.06454972 | 1.13 |
| WoPhII,II | 0.66 | 0.57 | 0.6075 | 0.0386221 | 1.04 |
| WoPhI,III | 0.82 | 0.72 | 0.7725 | 0.04272002 | 1.54 |
| WoPhII,III | 0.79 | 0.74 | 0.75 | 0.0294392 | 1.31 |
| WoPhIII,III | 0.76 | 0.72 | 0.7225 | 0.02629956 | 1.23 |
| WoPhI,IV | 0.77 | 0.63 | 0.6875 | 0.07410578 | 1.26 |
| WoPhII,IV | 0.75 | 0.7 | 0.685 | 0.05066228 | 1.35 |
| WoPhIII,IV | 0.65 | 0.63 | 0.64 | 0.01825742 | 1.09 |
| WoPhIV,IV | 0.6 | 0.55 | 0.5625 | 0.02629956 | 0.98 |
| Foot Length | 17.36 | 15.78 | 16.9266667 | 1.00286257 | 41.72 |
| Lotmt | 25.06 | 25.37 | 26.025 | 1.55594559 | 45.43 |
| Lott | 39.43 | 39.81 | 40.5825 | 1.40971333 | 68.63 |
| LoFem | 21.74 | 22.29 | 22.675 | 1.00560098 | 36.11 |
| Wotmt@prox | 3.77 | 3.65 | 3.7675 | 0.09394147 | 6.84 |
| Wotmt@cond | 3.62 | 3.52 | 3.61 | 0.14445299 | 6.53 |
| Wott@prox | 4.22 | 4.21 | 4.3025 | 0.10144785 | 6.88 |
| Wott@mid | 1.49 | 1.47 | 1.5575 | 0.09708244 | 3.01 |
| Wott@cond | 3.25 | 3.18 | 3.2375 | 0.15986974 | 5.89 |
| Wofem@cond | 4.2 | 4.12 | 4.2275 | 0.09569918 | 6.92 |

| Name | <i>Lecucophaeus</i> | <i>Lecucophaeus</i> | <i>Lecucophaeus</i> | <i>Lecucophaeus</i> | <i>Lecucophaeus</i> |
|--------------|---------------------|---------------------|---------------------|---------------------|---------------------|
| Specimen # | 89215 | 85826 | 14624 | AVERAGE | STDEV |
| M/F | M | F | F | | |
| LoDI | N/A | N/A | 3.64 | 3.305 | 0.473761543 |
| w/claw | N/A | N/A | N/A | | |
| LoDII | 23.55 | 23.53 | 23.63 | 24.02 | 0.90103644 |
| w/claw | N/A | N/A | N/A | | |
| LoDIII | 30.77 | 30.88 | 30.21 | 31.2225 | 1.240198237 |
| w/claw | N/A | N/A | N/A | | |
| LoDIV | 29.79 | 29.38 | 29.9 | 30.015 | 0.687434845 |
| w/claw | N/A | N/A | N/A | | |
| W@Pjoint II | 1.58 | 1.65 | 1.64 | 1.665 | 0.088881944 |
| W@Pjoint III | 2.15 | 2.21 | 2.12 | 2.17 | 0.042426407 |
| W@Pjoint IV | 1.61 | 1.61 | 1.8 | 1.6925 | 0.097425185 |
| W@2joint III | 1.78 | 1.82 | 1.83 | 1.845 | 0.073257537 |
| W@2joint IV | 1.32 | 1.49 | 1.39 | 1.4375 | 0.102428837 |
| W@3joint IV | 1.17 | 1.19 | 1.13 | 1.1875 | 0.054390563 |
| LoPhI,II | 12.62 | 12.71 | 12.7 | 12.8875 | 0.423585883 |
| LoPhII,II | 11.31 | 11.19 | 11.4 | 11.3325 | 0.107819293 |
| LoPhI,III | 14.64 | 13.97 | 14.35 | 14.68 | 0.770497675 |
| LoPhII,III | 9.61 | 9.14 | 9.38 | 9.535 | 0.370270172 |
| LoPhIII,III | 7.77 | 7.69 | 7.2 | 7.8025 | 0.55841293 |
| LoPhI,IV | 10.41 | 10.28 | 10.34 | 10.6075 | 0.530997489 |
| LoPhII,IV | 7.42 | 6.88 | 7.73 | 7.335 | 0.35161532 |
| LoPhIII,IV | 6.69 | 6.65 | 6.88 | 6.79 | 0.141656862 |
| LoPhIV,IV | 6.11 | 5.89 | 6.19 | 6.12 | 0.170098011 |
| WoPhI,II | 1.26 | 1.18 | 1.23 | 1.2 | 0.057154761 |
| WoPhII,II | 1.1 | 0.97 | 1.11 | 1.055 | 0.064549722 |
| WoPhI,III | 1.68 | 1.41 | 1.43 | 1.515 | 0.12396236 |
| WoPhII,III | 1.49 | 1.31 | 1.31 | 1.355 | 0.09 |
| WoPhIII,III | 1.27 | 1.1 | 1.34 | 1.235 | 0.10082989 |
| WoPhI,IV | 1.31 | 1.19 | 1.32 | 1.27 | 0.059441848 |
| WoPhII,IV | 1.39 | 1.34 | 1.18 | 1.315 | 0.092556289 |
| WoPhIII,IV | 1.12 | 0.95 | 1.01 | 1.0425 | 0.077190241 |
| WoPhIV,IV | 1.02 | 0.89 | 0.97 | 0.965 | 0.054467115 |
| Foot Length | 38.19 | 36.7 | 38.14 | 38.6875 | 2.136467099 |
| Lotmt | 45 | 41.57 | 43.23 | 43.8075 | 1.769602121 |
| Lott | 66.77 | 64.15 | 65.14 | 66.1725 | 1.962385878 |
| LoFem | N/A | 32.91 | 33.75 | 34.25666667 | 1.659076048 |
| Wotmt@prox | 6.81 | 6.7 | 6.67 | 6.755 | 0.082663978 |
| Wotmt@cond | 6.16 | 5.68 | 6.06 | 6.1075 | 0.34941618 |
| Wott@prox | 6.44 | 6.39 | 6.78 | 6.6225 | 0.243909136 |
| Wott@mid | 2.78 | 2.32 | 2.84 | 2.7375 | 0.294886984 |
| Wott@cond | 5.91 | 5.66 | 5.73 | 5.7975 | 0.122031417 |
| Wofem@cond | 6.83 | 4.35 | 6.49 | 6.1475 | 1.212555841 |

| Name | <i>Cepphus columba</i> | <i>Cepphus colum</i> | <i>Cepphus colum</i> | <i>Cepphus colum</i> | <i>Cepphus colum</i> |
|--------------|------------------------|----------------------|----------------------|----------------------|----------------------|
| Specimen # | 30533 | 60534 | 82987 | 85956 | AVERAGE |
| M/F | F | F | ? | F | |
| LoDI | N/A | N/A | N/A | N/A | |
| w/claw | N/A | N/A | N/A | N/A | |
| LoDII | 28.94 | 27.87 | 26.07 | 27.43 | 27.5775 |
| w/claw | N/A | N/A | N/A | N/A | |
| LoDIII | 38.3 | 37.19 | 36.88 | 38.48 | 37.7125 |
| w/claw | N/A | N/A | N/A | N/A | |
| LoDIV | 38.86 | 37.68 | 37.48 | 39.62 | 38.41 |
| w/claw | N/A | N/A | N/A | N/A | |
| W@Pjoint II | 2.21 | 2.32 | 2.22 | 2.58 | 2.3325 |
| W@Pjoint III | 2.65 | 2.7 | 2.55 | 2.6 | 2.625 |
| W@Pjoint IV | 2.16 | 2.34 | 2.24 | 2.6 | 2.335 |
| W@2joint III | 2.21 | 2.38 | 2.3 | 2.51 | 2.35 |
| W@2joint IV | 1.78 | 1.92 | 1.96 | 2.25 | 1.9775 |
| W@3joint IV | 1.62 | 1.66 | 1.6 | 1.76 | 1.66 |
| LoPhI,II | 15.51 | 15.44 | 14.3 | 14.9 | 15.0375 |
| LoPhII,II | 13.92 | 12.97 | 12.61 | 13.18 | 13.17 |
| LoPhI,III | 16.07 | 16.71 | 15.77 | 16.77 | 16.33 |
| LoPhII,III | 12.38 | 12.03 | 11.85 | 12.08 | 12.085 |
| LoPhIII,III | 11.57 | 10.39 | 10.66 | 10.92 | 10.885 |
| LoPhI,IV | 12.81 | 13.05 | 12.55 | 13.28 | 12.9225 |
| LoPhII,IV | 9 | 9.1 | 9.16 | 9.37 | 9.1575 |
| LoPhIII,IV | 9.39 | 8.5 | 8.69 | 8.97 | 8.8875 |
| LoPhIV,IV | 10.64 | 8.75 | 9.05 | 9.07 | 9.3775 |
| WoPhI,II | 1.68 | 1.76 | 1.5 | 1.75 | 1.6725 |
| WoPhII,II | 1.44 | 1.53 | 1.29 | 1.53 | 1.4475 |
| WoPhI,III | 2.05 | 2.07 | 1.78 | 2.16 | 2.015 |
| WoPhII,III | 1.87 | 1.91 | 1.74 | 1.95 | 1.8675 |
| WoPhIII,III | 1.61 | 1.62 | 1.41 | 1.6 | 1.56 |
| WoPhI,IV | 1.58 | 1.7 | 1.37 | 1.71 | 1.59 |
| WoPhII,IV | 1.45 | 1.49 | 1.31 | 1.64 | 1.4725 |
| WoPhIII,IV | 1.4 | 1.35 | 1.11 | 1.46 | 1.33 |
| WoPhIV,IV | 1.19 | 1.19 | 1.01 | 1.22 | 1.1525 |
| Foot Length | 46.95 | 45.27 | 45.07 | 45.18 | 45.6175 |
| Lotmt | 35.52 | 34.91 | 34.56 | 34.29 | 34.82 |
| Lott | 70.66 | 65.94 | 66.27 | 65.85 | 67.18 |
| LoFem | 40.31 | 38 | 41.1 | 40.24 | 39.9125 |
| Wotmt@prox | 7.17 | 7.17 | 7.07 | 7.41 | 7.205 |
| Wotmt@cond | 6.82 | 7.14 | 6.29 | 6.62 | 6.7175 |
| Wott@prox | 7.48 | 7.72 | 6.78 | 8.32 | 7.575 |
| Wott@mid | 4.74 | 4.68 | 3 | 4.83 | 4.3125 |
| Wott@cond | 6.37 | 6.54 | 6.04 | 6.57 | 6.38 |
| Wofem@cond | 7.92 | 7.84 | 7.61 | 7.99 | 7.84 |

| Name | <i>Cepphus colun</i> | <i>Porzana carolina</i> | <i>Porzana carol</i> | <i>Porzana caro</i> | <i>Porzana carol</i> |
|--------------|----------------------|-------------------------|----------------------|---------------------|----------------------|
| Specimen # | STDEV | 98235 | ? | 82394 | 82391 |
| M/F | | F | F | M | M |
| LoDI | | 10.09 | 9.79 | 10.43 | 9.7 |
| w/claw | | N/A | N/A | N/A | N/A |
| LoDII | 1.188314633 | 26.26 | 24.9 | 26.96 | 26.1 |
| w/claw | | N/A | N/A | N/A | N/A |
| LoDIII | 0.795880016 | 32.76 | 32.29 | 34.68 | 33.64 |
| w/claw | | N/A | N/A | N/A | N/A |
| LoDIV | 1.010676341 | 28.06 | 27.91 | 29.83 | 29.43 |
| w/claw | | N/A | N/A | N/A | N/A |
| W@Pjoint II | 0.1723127 | 1.26 | 1.29 | 1.46 | 1.4 |
| W@Pjoint III | 0.064549722 | 1.44 | 1.6 | 1.83 | 1.71 |
| W@Pjoint IV | 0.191398363 | 1.41 | 1.5 | 1.49 | 1.66 |
| W@2joint III | 0.127279221 | 1.27 | 1.23 | 1.4 | 1.35 |
| W@2joint IV | 0.197378655 | 1.18 | 1.22 | 1.37 | 1.31 |
| W@3joint IV | 0.071180522 | 1.09 | 1.17 | 1.19 | 1.18 |
| LoPhI,II | 0.562161009 | 15.41 | 14.22 | 15.22 | 14.78 |
| LoPhII,II | 0.552630075 | 11.49 | 10.83 | 12.23 | 11.71 |
| LoPhI,III | 0.489625707 | 14.39 | 13.78 | 14.29 | 13.68 |
| LoPhII,III | 0.220075745 | 9.8 | 10.01 | 10.99 | 10.58 |
| LoPhIII,III | 0.505338171 | 9.35 | 8.74 | 10.1 | 9.44 |
| LoPhI,IV | 0.31383382 | 10.87 | 10.26 | 10.95 | 10.55 |
| LoPhII,IV | 0.156284996 | 6.69 | 6.65 | 6.99 | 7.26 |
| LoPhIII,IV | 0.386641522 | 4.9 | 5.45 | 5.77 | 6.1 |
| LoPhIV,IV | 0.854297957 | 6.3 | 6.1 | 7.04 | 6.47 |
| WoPhI,II | 0.120381339 | 1.14 | 1.05 | 1.17 | 1.16 |
| WoPhII,II | 0.113247517 | 0.78 | 0.81 | 0.88 | 0.91 |
| WoPhI,III | 0.163808832 | 1.2 | 1.23 | 1.26 | 1.17 |
| WoPhII,III | 0.091058589 | 0.99 | 1.08 | 1.09 | 1.05 |
| WoPhIII,III | 0.10033278 | 0.81 | 0.83 | 0.88 | 0.88 |
| WoPhI,IV | 0.158113883 | 1.12 | 1.09 | 1.14 | 1.09 |
| WoPhII,IV | 0.13573872 | 0.97 | 0.97 | 1.07 | 1.01 |
| WoPhIII,IV | 0.15340578 | 0.79 | 0.86 | 0.95 | 0.93 |
| WoPhIV,IV | 0.096046864 | 0.68 | 0.72 | 0.75 | 0.75 |
| Foot Length | 0.892090242 | 36.94 | 38.45 | 40.12 | 39.34 |
| Lotmt | 0.531224999 | 33.35 | 31.36 | 34.37 | 34.1 |
| Lott | 2.327015256 | 51.96 | 50.18 | 53.63 | 53.24 |
| LoFem | 1.333301041 | 34.88 | 33.88 | 34.8 | 34.64 |
| Wotmt@prox | 0.144568323 | 4.25 | 4.21 | 4.57 | 4.46 |
| Wotmt@cond | 0.356499182 | 4.51 | 4.16 | 4.8 | 4.87 |
| Wott@prox | 0.636945838 | 5.28 | 5.48 | 5.48 | 5.54 |
| Wott@mid | 0.877168741 | 2.39 | 2.02 | 2.26 | 2.13 |
| Wott@cond | 0.243173463 | 4 | 4.05 | 4.28 | 4.25 |
| Wofem@cond | 0.165126214 | 4.91 | 4.98 | 5.34 | 5.22 |

| Name | <i>Porzana carolinensis</i> | <i>Porzana carolinensis</i> | <i>Molothrus ater</i> | <i>Molothrus ater</i> | <i>Molothrus ater</i> |
|--------------|-----------------------------|-----------------------------|-----------------------|-----------------------|-----------------------|
| Specimen # | AVERAGE | STDEV | 35240 | 15327 | 22549 |
| M/F | | | M | F | M |
| LoDI | 10.0025 | 0.33018934 | 10.57 | 9.39 | 10.4 |
| w/claw | | | N/A | N/A | N/A |
| LoDII | 26.055 | 0.855784241 | 11.74 | 11.73 | 12.76 |
| w/claw | | | N/A | N/A | N/A |
| LoDIII | 33.3425 | 1.052690996 | 17.21 | 16.43 | 18.72 |
| w/claw | | | N/A | N/A | N/A |
| LoDIV | 28.8075 | 0.965621561 | 13.1 | 12.57 | 14.53 |
| w/claw | | | N/A | N/A | N/A |
| W@Pjoint II | 1.3525 | 0.093585968 | 1.15 | 1.13 | 1.4 |
| W@Pjoint III | 1.645 | 0.16583124 | 1.26 | 1.24 | 1.46 |
| W@Pjoint IV | 1.515 | 0.104721854 | 1.17 | 1.19 | 1.27 |
| W@2joint III | 1.3125 | 0.076757193 | 1.18 | 1.16 | 1.18 |
| W@2joint IV | 1.27 | 0.086023253 | 1.16 | 1.15 | 1.2 |
| W@3joint IV | 1.1575 | 0.045734742 | 1.13 | 0.99 | 1.13 |
| LoPhI,II | 14.9075 | 0.528858834 | 5.78 | 5.4 | 6 |
| LoPhII,II | 11.565 | 0.579971264 | 5.96 | 6.7 | 6.76 |
| LoPhI,III | 14.035 | 0.356884669 | 5.68 | 5.33 | 5.86 |
| LoPhII,III | 10.345 | 0.541756403 | 5.41 | 5.34 | 6.01 |
| LoPhIII,III | 9.4075 | 0.556619259 | 6.12 | 5.29 | 6.85 |
| LoPhI,IV | 10.6575 | 0.316372671 | 3.59 | 2.79 | 3.25 |
| LoPhII,IV | 6.8975 | 0.285350661 | 2.85 | 2.79 | 3.27 |
| LoPhIII,IV | 5.555 | 0.510979452 | 2.82 | 2.99 | 3.51 |
| LoPhIV,IV | 6.4775 | 0.404341028 | 3.84 | 3.94 | 4.5 |
| WoPhI,II | 1.13 | 0.054772256 | 0.82 | 0.72 | 0.85 |
| WoPhII,II | 0.845 | 0.060277138 | 0.78 | 0.71 | 0.79 |
| WoPhI,III | 1.215 | 0.038729833 | 0.85 | 0.76 | 0.89 |
| WoPhII,III | 1.0525 | 0.045 | 0.83 | 0.77 | 0.86 |
| WoPhIII,III | 0.85 | 0.035590261 | 0.78 | 0.66 | 0.83 |
| WoPhI,IV | 1.11 | 0.024494897 | 0.87 | 0.88 | 0.87 |
| WoPhII,IV | 1.005 | 0.047258156 | 0.76 | 0.79 | 0.88 |
| WoPhIII,IV | 0.8825 | 0.072743843 | 0.81 | 0.73 | 0.84 |
| WoPhIV,IV | 0.725 | 0.033166248 | 0.83 | 0.75 | 0.77 |
| Foot Length | 38.7125 | 1.364487083 | N/A | 18.49 | 21.04 |
| Lotmt | 33.295 | 1.360257329 | 26.25 | 24.33 | 26.59 |
| Lott | 52.2525 | 1.55493569 | 35.81 | 33.37 | 36.72 |
| LoFem | 34.55 | 0.457675285 | 22.22 | 20.51 | 22.97 |
| Wotmt@prox | 4.3725 | 0.171342736 | 2.95 | 3.4 | 3.67 |
| Wotmt@cond | 4.585 | 0.323367696 | 4.27 | 2.5 | 2.76 |
| Wott@prox | 5.445 | 0.113578167 | 4.29 | 3.96 | 4.41 |
| Wott@mid | 2.2 | 0.160208198 | 1.93 | 1.44 | 1.67 |
| Wott@cond | 4.145 | 0.140593978 | 3.27 | 3.25 | 3.38 |
| Wofem@cond | 5.1125 | 0.201556444 | 3.88 | 3.66 | 3.95 |

| Name | <i>Molothrus ater</i> | <i>Molothrus ater</i> | <i>Molothrus ater</i> | <i>Sitta canadensis</i> | <i>Sitta canadensis</i> |
|--------------|-----------------------|-----------------------|-----------------------|-------------------------|-------------------------|
| Specimen # | 35241 | AVERAGE | STDEV | 23549 | 23540 |
| M/F | | | | F | F |
| LoDI | 9.2 | 9.89 | 0.69488608 | 8.63 | 8.14 |
| w/claw | N/A | | | N/A | N/A |
| LoDII | 11.18 | 11.8525 | 0.65915982 | 7.1 | 6.92 |
| w/claw | N/A | | | N/A | N/A |
| LoDIII | 16.43 | 17.1975 | 1.07954852 | 11.92 | 11.11 |
| w/claw | N/A | | | N/A | N/A |
| LoDIV | 12.62 | 13.205 | 0.91507741 | 8.68 | 8.99 |
| w/claw | N/A | | | N/A | N/A |
| W@Pjoint II | 1.11 | 1.1975 | 0.13598407 | 0.69 | 0.64 |
| W@Pjoint III | 1.22 | 1.295 | 0.11120552 | 0.88 | 0.77 |
| W@Pjoint IV | 1.11 | 1.185 | 0.06608076 | 0.68 | 0.61 |
| W@2joint III | 1.05 | 1.1425 | 0.06238322 | 0.78 | 0.72 |
| W@2joint IV | 1.12 | 1.1575 | 0.03304038 | 0.71 | 0.62 |
| W@3joint IV | 0.92 | 1.0425 | 0.105 | 0.63 | 0.59 |
| LoPhI,II | 5.47 | 5.6625 | 0.27909079 | 3.36 | 3.31 |
| LoPhII,II | 5.71 | 6.2825 | 0.52728076 | 3.74 | 3.82 |
| LoPhI,III | 5.3 | 5.5425 | 0.27305372 | 3.86 | 3.34 |
| LoPhII,III | 5.13 | 5.4725 | 0.37756898 | 3.78 | 3.63 |
| LoPhIII,III | 6 | 6.065 | 0.63877487 | 4.28 | 4.71 |
| LoPhI,IV | 3.22 | 3.2125 | 0.32785922 | 2.54 | 2.33 |
| LoPhII,IV | 2.59 | 2.875 | 0.28583212 | 1.89 | 1.87 |
| LoPhIII,IV | 2.81 | 3.0325 | 0.32887434 | 2.58 | 2.19 |
| LoPhIV,IV | 4 | 4.07 | 0.29416549 | 3.01 | 3.1 |
| WoPhI,II | 0.83 | 0.805 | 0.05802298 | 0.49 | 0.39 |
| WoPhII,II | 0.65 | 0.7325 | 0.06551081 | 0.38 | 0.3 |
| WoPhI,III | 0.87 | 0.8425 | 0.05737305 | 0.5 | 0.48 |
| WoPhII,III | 0.78 | 0.81 | 0.04242641 | 0.48 | 0.43 |
| WoPhIII,III | 0.7 | 0.7425 | 0.07675719 | 0.43 | 0.37 |
| WoPhI,IV | 0.79 | 0.8525 | 0.04193249 | 0.49 | N/A |
| WoPhII,IV | 0.8 | 0.8075 | 0.05123475 | 0.45 | 0.39 |
| WoPhIII,IV | 0.73 | 0.7775 | 0.05619905 | 0.46 | 0.35 |
| WoPhIV,IV | 0.65 | 0.75 | 0.07483315 | 0.38 | 0.34 |
| Foot Length | 18.51 | 19.3466667 | 1.46650378 | 13.55 | 12.19 |
| Lotmt | 23.51 | 25.17 | 1.48817562 | 15.42 | 15.93 |
| Lott | 31.75 | 34.4125 | 2.26960165 | 20.32 | 21.07 |
| LoFem | 19.88 | 21.395 | 1.44218584 | 12.18 | 12.6 |
| Wotmt@prox | 3.2 | 3.305 | 0.30512293 | 2.08 | 2.05 |
| Wotmt@cond | 2.61 | 3.035 | 0.83020078 | 1.63 | 1.53 |
| Wott@prox | 4.13 | 4.1975 | 0.19551215 | 2.84 | 2.35 |
| Wott@mid | 1.43 | 1.6175 | 0.23599082 | 0.81 | 0.81 |
| Wott@cond | 3 | 3.225 | 0.16051999 | 1.9 | 1.88 |
| Wofem@cond | 3.35 | 3.71 | 0.26993826 | 2.43 | 2.49 |

| Name | <i>Sitta canadensis</i> | <i>Sitta canadensis</i> | <i>Sitta canadensis</i> | <i>Sitta canadensis</i> | <i>Corvus corax</i> |
|--------------|-------------------------|-------------------------|-------------------------|-------------------------|---------------------|
| Specimen # | 23546 | 23545 | AVERAGE | STDEV | 17234 |
| M/F | M | M | | | M |
| LoDI | 8.1 | 8.34 | 8.3025 | 0.242263631 | 24.89 |
| w/claw | N/A | N/A | | | N/A |
| LoDII | 6.81 | 6.66 | 6.8725 | 0.18536001 | 30.64 |
| w/claw | N/A | N/A | | | N/A |
| LoDIII | 11.55 | 10.79 | 11.3425 | 0.495269287 | 41.75 |
| w/claw | N/A | N/A | | | N/A |
| LoDIV | 8.29 | 9.04 | 8.75 | 0.345543051 | 32.41 |
| w/claw | N/A | N/A | | | N/A |
| W@Pjoint II | 0.69 | 0.69 | 0.6775 | 0.025 | 3.73 |
| W@Pjoint III | 0.86 | 0.82 | 0.8325 | 0.048562674 | 4.38 |
| W@Pjoint IV | 0.7 | 0.66 | 0.6625 | 0.038622101 | 3.66 |
| W@2joint III | 0.8 | 0.8 | 0.775 | 0.037859389 | 3.99 |
| W@2joint IV | 0.69 | 0.7 | 0.68 | 0.040824829 | 3.18 |
| W@3joint IV | 0.64 | 0.63 | 0.6225 | 0.022173558 | 2.98 |
| LoPhI,II | 3.18 | 3.11 | 3.24 | 0.115181017 | 14.78 |
| LoPhII,II | 3.81 | 3.46 | 3.7075 | 0.168794747 | 16.72 |
| LoPhI,III | 3.22 | 3.54 | 3.49 | 0.279761803 | 13.9 |
| LoPhII,III | 3.71 | 3.7 | 3.705 | 0.061373175 | 13.85 |
| LoPhIII,III | 4.33 | 4.43 | 4.4375 | 0.192072035 | 16.38 |
| LoPhI,IV | 1.96 | 2.58 | 2.3525 | 0.283710533 | 9.2 |
| LoPhII,IV | 1.87 | 1.85 | 1.87 | 0.016329932 | 8 |
| LoPhIII,IV | 2.11 | 2.1 | 2.245 | 0.226936114 | 8.47 |
| LoPhIV,IV | 3.13 | 3.1 | 3.085 | 0.051961524 | 10.19 |
| WoPhI,II | 0.53 | 0.49 | 0.475 | 0.059721576 | 3.09 |
| WoPhII,II | 0.37 | 0.39 | 0.36 | 0.040824829 | 2.73 |
| WoPhI,III | 0.55 | 0.62 | 0.5375 | 0.062383224 | 2.93 |
| WoPhII,III | 0.49 | 0.52 | 0.48 | 0.037416574 | 2.98 |
| WoPhIII,III | 0.43 | 0.45 | 0.42 | 0.034641016 | 2.67 |
| WoPhI,IV | 0.54 | 0.47 | 0.5 | 0.036055513 | 2.89 |
| WoPhII,IV | 0.48 | 0.46 | 0.445 | 0.038729833 | 2.77 |
| WoPhIII,IV | 0.45 | 0.43 | 0.4225 | 0.049916597 | 2.52 |
| WoPhIV,IV | 0.39 | 0.4 | 0.3775 | 0.026299556 | 2.47 |
| Foot Length | 13.33 | 12.57 | 12.91 | 0.637704216 | 50.5 |
| Lotmt | 15.86 | 16.03 | 15.81 | 0.269196335 | 70.13 |
| Lott | 20.32 | 20.66 | 20.5925 | 0.356405668 | 112.73 |
| LoFem | 12.11 | 12.51 | 12.35 | 0.241246762 | 67.05 |
| Wotmt@prox | 2.24 | 2.09 | 2.115 | 0.085049005 | 12.23 |
| Wotmt@cond | 1.69 | 1.56 | 1.6025 | 0.071821538 | 8.85 |
| Wott@prox | 2.52 | 2.59 | 2.575 | 0.203387971 | 15.12 |
| Wott@mid | 0.86 | 0.89 | 0.8425 | 0.039475731 | 7.48 |
| Wott@cond | 1.97 | 1.91 | 1.915 | 0.038729833 | 11.92 |
| Wofem@cond | 2.54 | 2.48 | 2.485 | 0.045092498 | 14.08 |

| Name | <i>Corvus corax</i> | <i>Corvus corax</i> | <i>Corvus corax</i> | <i>Corvus corax</i> | <i>Corvus corax</i> |
|--------------|---------------------|---------------------|---------------------|---------------------|---------------------|
| Specimen # | 17229 | 23081 | 17228 | AVERAGE | STDEV |
| M/F | F | F | M | | |
| LoDI | 24.91 | 24.3 | 25.85 | 24.9875 | 0.640852297 |
| w/claw | N/A | N/A | N/A | | |
| LoDII | 29.24 | 28.14 | 30.4 | 29.605 | 1.152200793 |
| w/claw | N/A | N/A | N/A | | |
| LoDIII | 41.25 | 40.08 | 43.55 | 41.6575 | 1.442760664 |
| w/claw | N/A | N/A | N/A | | |
| LoDIV | 31.78 | 30.83 | 32.33 | 31.8375 | 0.727707588 |
| w/claw | N/A | N/A | N/A | | |
| W@Pjoint II | 4.12 | 3.88 | 3.96 | 3.9225 | 0.162557682 |
| W@Pjoint III | 4.33 | 4.14 | 4.44 | 4.3225 | 0.129711218 |
| W@Pjoint IV | 3.46 | 3.33 | 3.74 | 3.5475 | 0.186793112 |
| W@2joint III | 3.84 | 3.83 | 3.92 | 3.895 | 0.075055535 |
| W@2joint IV | 3.37 | 3.1 | 3.39 | 3.26 | 0.142594998 |
| W@3joint IV | 3.03 | 2.78 | 3.04 | 2.9575 | 0.121209186 |
| LoPhI,II | 14.74 | 14.29 | 15.46 | 14.8175 | 0.48251943 |
| LoPhII,II | 15.88 | 15.32 | 16.3 | 16.055 | 0.598080262 |
| LoPhI,III | 13.59 | 13.9 | 14.24 | 13.9075 | 0.265502668 |
| LoPhII,III | 13.17 | 13.26 | 14.32 | 13.65 | 0.538949596 |
| LoPhIII,III | 16.05 | 15.61 | 16.39 | 16.1075 | 0.367366756 |
| LoPhI,IV | 8.36 | 9.17 | 9.02 | 8.9375 | 0.392969464 |
| LoPhII,IV | 7.64 | 7.57 | 8.24 | 7.8625 | 0.314364438 |
| LoPhIII,IV | 8.33 | 7.65 | 8.62 | 8.2675 | 0.428359273 |
| LoPhIV,IV | 9.82 | 9.18 | 9.63 | 9.705 | 0.420198366 |
| WoPhI,II | 3.12 | 2.83 | 3.18 | 3.055 | 0.154596248 |
| WoPhII,II | 2.59 | 2.5 | 2.8 | 2.655 | 0.135277493 |
| WoPhI,III | 2.96 | 2.89 | 3 | 2.945 | 0.046547467 |
| WoPhII,III | 2.99 | 2.73 | 3.07 | 2.9425 | 0.147280911 |
| WoPhIII,III | 2.64 | 2.52 | 2.77 | 2.65 | 0.102956301 |
| WoPhI,IV | 3.07 | 2.85 | 3.07 | 2.97 | 0.116619038 |
| WoPhII,IV | 2.84 | 2.56 | 2.9 | 2.7675 | 0.148183445 |
| WoPhIII,IV | 2.52 | 2.2 | 2.62 | 2.465 | 0.182847842 |
| WoPhIV,IV | 2.45 | 2.22 | 2.62 | 2.44 | 0.165126214 |
| Foot Length | 48.09 | 47.83 | 49.08 | 48.875 | 1.209807147 |
| Lotmt | 64.91 | 66.35 | 69.14 | 67.6325 | 2.419839871 |
| Lott | 105.88 | 108.61 | 112.9 | 110.03 | 3.404203284 |
| LoFem | 65.24 | 65.08 | 65.71 | 65.77 | 0.894240833 |
| Wotmt@prox | 12.11 | 11.63 | 12.43 | 12.1 | 0.34 |
| Wotmt@cond | 8.88 | 8.51 | 8.84 | 8.77 | 0.174164673 |
| Wott@prox | 14.61 | 14.7 | 15.5 | 14.9825 | 0.41039615 |
| Wott@mid | 6.3 | 6.44 | 7.75 | 6.9925 | 0.729446137 |
| Wott@cond | 11.36 | 10.78 | 11.46 | 11.38 | 0.468472696 |
| Wofem@cond | 13.4 | 13 | 13.76 | 13.56 | 0.465331423 |

Subzero Storage:

| Name | <i>Meleagris gallopovo</i> | <i>Meleagris gallopovo</i> | <i>Meleagris gallopovo</i> | <i>Meleagris gallopovo</i> |
|--------------|----------------------------|----------------------------|----------------------------|----------------------------|
| No | N/A | N/A | AVERAGE | STDEV |
| LoDI | 21.48 | 19.49 | 20.485 | 1.407142495 |
| w/claw | 32.96 | 25.94 | 29.45 | |
| LoDII | 45.17 | 49.55 | 47.36 | 3.097127702 |
| w/claw | 62.92 | 63.57 | 63.245 | |
| LoDIII | 70.47 | 75.07 | 72.77 | 3.252691193 |
| w/claw | 86.85 | 91.46 | 89.155 | |
| LoDIV | 51.37 | 53.44 | 52.405 | 1.463711037 |
| w/claw | 63.25 | 67.76 | 65.505 | |
| W@Pjoint II | 10.45 | 9.62 | 10.035 | 0.586898628 |
| W@Pjoint III | 11.88 | 10.88 | 11.38 | 0.707106781 |
| W@Pjoint IV | 11.43 | 7.66 | 9.545 | 2.665792565 |
| W@2joint III | 10.38 | 9.56 | 9.97 | 0.579827561 |
| W@2joint IV | 9.34 | 7.91 | 8.625 | 1.011162697 |
| W@3joint IV | 8.02 | 7.46 | 7.74 | 0.395979797 |
| LoPI,II | 17.04 | 15.84 | 16.44 | 0.848528137 |
| LoPII,II | 10.32 | 17.74 | 14.03 | 5.246732316 |
| LoPI,III | 10.19 | 21.07 | 15.63 | 7.693321779 |
| LoPII,III | 6.6 | 17.93 | 12.265 | 8.011519831 |
| LoPIII,III | 7.8 | 17.26 | 12.53 | 6.68923015 |
| LoPI,IV | 8 | 3.93 | 5.965 | 2.877924599 |
| LoPII,IV | 9.72 | 11.22 | 10.47 | 1.060660172 |
| LoPIII,IV | 7.02 | 8.52 | 7.77 | 1.060660172 |
| LoPIV,IV | 5.07 | 19.89 | 12.48 | 10.4793225 |
| WoTII | 5.07 | 10.09 | 7.58 | 3.549676042 |
| WoTIII | 9.25 | 13.12 | 11.185 | 2.736503243 |
| WoTIV | 7.26 | 11.05 | 9.155 | 2.679934701 |
| FLw/hal | N/A | N/A | N/A | 0 |
| FLw/out hal | 74.33 | 81.17 | 77.75 | 4.836610383 |
| Lotmt | 148.08 | 128 | 138.04 | 14.19870417 |
| Wotmt@prox | N/A | 22.38 | 22.38 | 0 |
| Wotmt@cond | 23.27 | 24.68 | 23.975 | 0.997020561 |

| Name | <i>Colaptes auritus</i> | <i>Passer domesticus</i> | <i>Passer domesticus</i> | <i>Passer domesticus</i> | <i>Passer domesticus</i> |
|--------------|-------------------------|--------------------------|--------------------------|--------------------------|--------------------------|
| No | N/A | N/A | N/A | N/A | N/A |
| LoDI | 7.7 | 6.42 | 9.17 | 8.38 | 7.83 |
| w/claw | 11.66 | 12.24 | 14.52 | 12.83 | 12.16 |
| LoDII | 11.18 | 7.22 | 9.71 | 9.09 | 8.1 |
| w/claw | 18.28 | 10.3 | 12.83 | 12.96 | 11.48 |
| LoDIII | 16.95 | 10.35 | 15.82 | 15.05 | 13.23 |
| w/claw | 25.11 | 15.38 | 18.81 | 19.6 | 17.15 |
| LoDIV | 17.48 | 8.54 | 10.26 | 10.17 | 8.7 |
| w/claw | 23.91 | 10.52 | 12.37 | 12.82 | 11.18 |
| W@Pjoint II | 2.21 | 1.31 | 1.35 | 1.19 | 1.16 |
| W@Pjoint III | 2.87 | 1.49 | 1.56 | 1.36 | 1.52 |
| W@Pjoint IV | 2.99 | 1.59 | N/A | N/A | N/A |
| W@2joint III | 2.95 | 1.27 | 1.44 | 1.26 | 1.26 |
| W@2joint IV | 2.75 | 1.41 | 1.15 | 1.2 | 1.15 |
| W@3joint IV | 2.84 | 1.24 | 1.26 | 1.26 | 1.16 |
| LoPI,II | 5.81 | 1.48 | 1.38 | 1.79 | 2.2 |
| LoPII,II | 3.7 | 4.03 | 5.51 | 5.28 | 4.85 |
| LoPI,III | N/A | 2.15 | 1.83 | 1.78 | 1.34 |
| LoPII,III | 4.83 | 3.28 | 3.17 | 4.44 | 3.14 |
| LoPIII,III | 5.35 | 6.07 | 7.52 | 7 | 6.1 |
| LoPI,IV | 3.76 | N/A | N/A | N/A | N/A |
| LoPII,IV | 3.12 | 2.39 | 2.69 | 2.02 | 2.07 |
| LoPIII,IV | 3.61 | 1.52 | 1.96 | 1.84 | 2.16 |
| LoPIV,IV | 3.01 | 2.6 | 4.28 | 3.81 | 3.06 |
| WoTII | 1.5 | 1.15 | 1.33 | 1.29 | N/A |
| WoTIII | 1.94 | 1.7 | 1.25 | 1.38 | N/A |
| WoTIV | 2.44 | 1.18 | 1.33 | 1.18 | N/A |
| FLw/hal | 28.6 | 23.15 | 25.66 | 25.14 | N/A |
| FLw/out hal | 23.51 | 15.54 | 16.36 | 14.93 | N/A |
| Lotmt | 34.25 | 20.23 | 21.78 | 21.19 | N/A |
| Wotmt@prox | N/A | 2.91 | 2.28 | 2.83 | N/A |
| Wotmt@cond | 6.74 | 3.06 | 3.33 | 3.69 | N/A |

| Name | <i>Passer domesticus</i> | <i>Passer domesticus</i> | <i>Passer domesticus</i> | <i>Passer domesticus</i> | <i>Turdus migratorius</i> |
|--------------|--------------------------|--------------------------|--------------------------|--------------------------|---------------------------|
| No | N/A | N/A | AVERAGE | STDEV | N/A |
| LoDI | 8.89 | 8.14 | 8.138333333 | 1.088057903 | 11.08 |
| w/claw | 13.03 | 13.23 | 13.00166667 | | 15.48 |
| LoDII | 9.31 | 8.56 | 8.665 | 0.906305688 | 11.02 |
| w/claw | 11.56 | 11.86 | 11.83166667 | | 14.06 |
| LoDIII | 14.61 | 15.18 | 14.04 | 2.004255473 | 16.12 |
| w/claw | 18.98 | 19.63 | 18.25833333 | | 21.38 |
| LoDIV | 9.42 | 8.79 | 9.313333333 | 3.163758314 | 9.72 |
| w/claw | 12.49 | 11.91 | 11.88166667 | | 12.13 |
| W@Pjoint II | 1.32 | 1.26 | 1.265 | 0.07609205 | 1.91 |
| W@Pjoint III | 1.38 | 1.49 | 1.466666667 | 0.079414524 | 2.46 |
| W@Pjoint IV | N/A | N/A | 1.59 | 0 | 2.2 |
| W@2joint III | 1.3 | 1.27 | 1.3 | 0.070142712 | 2.4 |
| W@2joint IV | 1.14 | 1.17 | 1.203333333 | 0.103473024 | 2.04 |
| W@3joint IV | 1.15 | 1.15 | 1.203333333 | 0.055377492 | 1.75 |
| LoPI,II | 1.95 | 2.15 | 1.825 | 0.340631766 | 2.78 |
| LoPII,II | 5.71 | 5.08 | 5.076666667 | 0.596176708 | 4.52 |
| LoPI,III | 1.48 | 1.13 | 1.618333333 | 0.371128908 | 2.53 |
| LoPII,III | 3.02 | 2.27 | 3.22 | 0.699056507 | 4.23 |
| LoPIII,III | 6.91 | 6.06 | 6.61 | 0.620386976 | 6.05 |
| LoPI,IV | N/A | N/A | N/A | 0 | 2.38 |
| LoPII,IV | 2.42 | 2.4 | 2.331666667 | 0.248951133 | 2.57 |
| LoPIII,IV | 1.86 | 1.77 | 1.851666667 | 0.211510441 | 2.56 |
| LoPIV,IV | 4.04 | 2.98 | 3.461666667 | 0.67250031 | 3.08 |
| WoTII | 1.15 | 1.15 | 1.214 | 0.088769364 | 1.38 |
| WoTIII | 1.15 | 1.45 | 1.386 | 0.210309296 | 1.34 |
| WoTIV | 1.19 | 1.22 | 1.22 | 0.06363961 | 1.44 |
| FLw/hal | 21.19 | 24.22 | 23.872 | 1.777658572 | N/A |
| FLw/out hal | 15.69 | 16.71 | 15.846 | 0.701377217 | 18.77 |
| Lotmt | 22.14 | 22.02 | 21.472 | 0.784773853 | 32.8 |
| Wotmt@prox | 3.33 | 2.32 | 2.734 | 0.439579344 | 4.76 |
| Wotmt@cond | 3 | 3.18 | 3.252 | 0.275445094 | 4.5 |

| Name | <i>Gavia pacifica</i> | <i>Lecucophaeus pipixcan</i> | <i>Chepphus columba</i> | <i>Sitta canadensis</i> | <i>Aechmophorus occidentalis</i> |
|--------------|-----------------------|------------------------------|-------------------------|-------------------------|----------------------------------|
| No | N/A | N/A | N/A | N/A | N/A |
| LoDI | 12.27 | 6.19 | N/A | 10.49 | 19.51 |
| w/claw | N/A | N/A | N/A | 18.17 | N/A |
| LoDII | 69.23 | 22.01 | 35.77 | 6.17 | 59.6 |
| w/claw | 74.56 | 27.23 | 39.77 | 9 | N/A |
| LoDIII | 85.99 | 30.2 | 46.62 | 12.98 | 62.49 |
| w/claw | N/A | 36.93 | 50.71 | 15.75 | N/A |
| LoDIV | 91.39 | 30.2 | 42.74 | 8.61 | 69.01 |
| w/claw | N/A | 34.63 | 45.8 | 12.39 | 76.14 |
| W@Pjoint II | 7.06 | 1.82 | 3.1 | 1.17 | 5.35 |
| W@Pjoint III | 6.2 | 2.81 | 3.65 | 1.31 | 6.4 |
| W@Pjoint IV | N/A | 2.21 | 2.7 | N/A | 5.34 |
| W@2joint III | 6.18 | 2.82 | 3.42 | 1.46 | 6 |
| W@2joint IV | 5.09 | 2.2 | 2.64 | 1.12 | 5.75 |
| W@3joint IV | 4.42 | 1.84 | 2.53 | 1.05 | 4.86 |
| LoPI,II | 27.23 | 6.28 | 17.78 | 1.2 | 22.59 |
| LoPII,II | 30.88 | 12.32 | 12.61 | 5.34 | 25.58 |
| LoPI,III | 27.88 | 13.03 | 14.8 | 2.41 | 17.81 |
| LoPII,III | 24.37 | 7.01 | 10.25 | 1.84 | 16.47 |
| LoPIII,III | 31.7 | 8.88 | 14.69 | 6.23 | 18.36 |
| LoPI,IV | 24.78 | 10.77 | 9.2 | 0.87 | 26.15 |
| LoPII,IV | 15.23 | 7.24 | 9.62 | 1.61 | 13.3 |
| LoPIII,IV | 16.88 | 7.09 | 8.75 | 1.61 | 9.8 |
| LoPIV,IV | 24.04 | 5.58 | 10.32 | 4.86 | 17.57 |
| WoTII | 4.81 | 1.76 | 2.22 | 1.27 | 3.12 |
| WoTIII | 6.44 | 2.54 | 3.71 | 1.25 | 3.03 |
| WoTIV | 4.2 | 2.14 | 2.34 | 1.14 | 5.01 |
| FLw/hal | N/A | N/A | N/A | 25.4 | N/A |
| FLw/out hal | 102.8 | 38.36 | 46.25 | 15.6 | 84.12 |
| Lotmt | 84.44 | 48.2 | 45.1 | 22.3 | 77.12 |
| Wotmt@prox | 14.78 | 5.43 | 7.96 | 1.81 | 12.73 |
| Wotmt@cond | 10.25 | 6.13 | 7.44 | 3.75 | 10.74 |

| Name | <i>Aechmophorus occidentalis</i> | <i>Aechmophorus occidentalis</i> | <i>Aechmophorus occidentalis</i> | <i>Corvus corax</i> | <i>Anas discors</i> |
|--------------|----------------------------------|----------------------------------|----------------------------------|---------------------|---------------------|
| No | N/A | AVERAGE | STDEV | N/A | N/A |
| LoDI | 14.6 | 17.055 | 3.471894296 | 28.33 | 7.8 |
| w/claw | N/A | | | 42.18 | 9.59 |
| LoDII | 55.98 | 57.79 | 2.559726548 | 28.55 | 24.38 |
| w/claw | 60.17 | 60.17 | | 38.46 | 30.69 |
| LoDIII | 60.98 | 61.735 | 1.06773124 | 42.56 | 38.91 |
| w/claw | 67.43 | 67.43 | | 57.06 | 46.42 |
| LoDIV | 69.26 | 69.135 | 0.176776695 | 33.18 | 32.11 |
| w/claw | 79.44 | 77.79 | | 39.75 | 37.98 |
| W@Pjoint II | 3.39 | 4.37 | 1.385929291 | 6.53 | 2.62 |
| W@Pjoint III | 5.84 | 6.12 | 0.395979797 | 6.98 | 2.69 |
| W@Pjoint IV | 4.65 | 4.995 | 0.487903679 | N/A | 2.86 |
| W@2joint III | 3.63 | 4.815 | 1.675843071 | 6.42 | 2.46 |
| W@2joint IV | 4.43 | 5.09 | 0.933380951 | 6.2 | 2.29 |
| W@3joint IV | 4.14 | 4.5 | 0.509116882 | 6.02 | 1.84 |
| LoPI,II | 20.31 | 21.45 | 1.612203461 | 5.06 | 9.23 |
| LoPII,II | 22.9 | 24.24 | 1.895046174 | 16.13 | 10.66 |
| LoPI,III | 14.38 | 16.095 | 2.425376259 | 6.92 | 10.96 |
| LoPII,III | 18.23 | 17.35 | 1.244507935 | 5.79 | 8.51 |
| LoPIII,III | 16.71 | 17.535 | 1.166726189 | 20.03 | 14.05 |
| LoPI,IV | 22.33 | 24.24 | 2.701147904 | N/A | 8.72 |
| LoPII,IV | 14.31 | 13.805 | 0.714177849 | 8.25 | 8.62 |
| LoPIII,IV | 9.03 | 9.415 | 0.544472222 | 5.97 | 5.77 |
| LoPIV,IV | 12.62 | 15.095 | 3.500178567 | 12.12 | 7.54 |
| WoTII | 5.33 | 4.225 | 1.562705986 | 7.53 | 3.19 |
| WoTIII | 5.6 | 4.315 | 1.817264428 | 7.19 | 3.58 |
| WoTIV | 5.77 | 5.39 | 0.537401154 | 7.23 | 3.02 |
| FLw/hal | N/A | N/A | 0 | 75.42 | N/A |
| FLw/out hal | 78.92 | 81.52 | 3.676955262 | 48.9 | 42.44 |
| Lotmt | 80.09 | 78.605 | 2.10010714 | 81 | 35.62 |
| Wotmt@prox | 13.55 | 13.14 | 0.579827561 | 16.21 | 7.4 |
| Wotmt@cond | 9.63 | 10.185 | 0.784888527 | 13.23 | 6.31 |

| Name | <i>Anas discors</i> | <i>Anas discors</i> | <i>Anas discors</i> | <i>Molothrus ater</i> | <i>Ardea alba</i> | <i>Calidris alba</i> | <i>Porzana carolina</i> |
|--------------|---------------------|---------------------|---------------------|-----------------------|-------------------|----------------------|-------------------------|
| No | N/A | AVERAGE | STDEV | N/A | N/A | N/A | N/A |
| LoDI | 6.14 | 6.97 | 1.17379726 | 10.33 | 40.04 | N/A | 10.47 |
| w/claw | 9.41 | 9.5 | | 16.65 | 49.74 | N/A | 13.97 |
| LoDII | 25.27 | 24.825 | 0.62932504 | 11.38 | 60.58 | 10.52 | 27.86 |
| w/claw | 31.81 | 31.25 | | 13.39 | 71.65 | 14.64 | 33.42 |
| LoDIII | 37.46 | 38.185 | 1.02530483 | 16.23 | 85.88 | 13.59 | 36.98 |
| w/claw | 45.45 | 45.935 | | 19.5 | 95.45 | 17.35 | 45.41 |
| LoDIV | 37.32 | 34.715 | 3.68402633 | 14.44 | 74.61 | 11.78 | 30.95 |
| w/claw | 41.51 | 39.745 | | 17.14 | 81.74 | 14.97 | 35.33 |
| W@Pjoint II | 2.44 | 2.53 | 0.12727922 | 1.5 | 6.05 | 1.68 | 2.28 |
| W@Pjoint III | 2.96 | 2.825 | 0.19091883 | 1.69 | 6.75 | 2.04 | 2.38 |
| W@Pjoint IV | 2.36 | 2.61 | 0.35355339 | N/A | 6.35 | 1.6 | 2.16 |
| W@2joint III | 2.39 | 2.425 | 0.04949747 | 1.62 | 5.71 | 1.92 | 1.88 |
| W@2joint IV | 2.22 | 2.255 | 0.04949747 | 1.45 | 5.48 | 1.35 | 1.93 |
| W@3joint IV | 1.91 | 1.875 | 0.04949747 | 1.29 | 4.33 | 1.2 | 1.65 |
| LoPI,II | 9.43 | 9.33 | 0.14142136 | 1.97 | 22.61 | 3.37 | 12.24 |
| LoPII,II | 10.81 | 10.735 | 0.10606602 | 4.42 | 18.61 | 3.02 | 9.34 |
| LoPI,III | 8.77 | 9.865 | 1.54856385 | N/A | 20.13 | 1.99 | 10.38 |
| LoPII,III | 4.98 | 6.745 | 2.49608694 | 5.01 | 24.4 | 1.83 | 8.63 |
| LoPIII,III | 10.37 | 12.21 | 2.60215295 | 8.24 | 14.43 | 1.85 | 7.95 |
| LoPI,IV | 6.34 | 7.53 | 1.68291414 | N/A | 14.99 | 2.96 | 6.58 |
| LoPII,IV | 6.09 | 7.355 | 1.78898016 | 2.31 | 12.9 | 1.14 | 4.85 |
| LoPIII,IV | 5.37 | 5.57 | 0.28284271 | 2.3 | 11.3 | 1.26 | 3.66 |
| LoPIV,IV | 7.26 | 7.4 | 0.1979899 | 5.25 | 6.4 | 1.37 | 4.87 |
| WoTII | 2.14 | 2.665 | 0.74246212 | 1.4 | 5.04 | 1.17 | 1.88 |
| WoTIII | 3.25 | 3.415 | 0.23334524 | 1.52 | 5.35 | 1.18 | 2.08 |
| WoTIV | 1.85 | 2.435 | 0.82731493 | 1.52 | 3.97 | 1.14 | 1.66 |
| FLw/hal | N/A | N/A | 0 | 29.87 | 110.03 | N/A | 52.38 |
| FLw/out hal | 40.86 | 41.65 | 1.11722871 | 18.37 | 92.22 | 18.14 | 41.36 |
| Lotmt | 31.83 | 33.725 | 2.6799347 | 32.63 | 147.11 | 26.06 | 34.93 |
| Wotmt@prox | 7.16 | 7.28 | 0.16970563 | 3.61 | 14.14 | 3.6 | 4.8 |
| Wotmt@cond | 6.81 | 6.56 | 0.35355339 | 3.9 | 17 | 4.23 | 5.53 |

Ethanol Specimens:

| Name | <i>Cardinalis cardinalis</i> | <i>Anas discors</i> | <i>Zenaida macroura</i> | <i>Molothrus ater</i> | <i>Molothrus ater</i> | <i>Molothrus ater</i> |
|--------------|----------------------------------|---------------------|-----------------------------|---------------------------|---------------------------|---------------------------|
| No | 87491 | 47915 | 40398 | 48687 | 38843 | AVERAGE |
| LoDI | 10.18 | 7.99 | 10.06 | 10.52 | 10.48 | 10.5 |
| w/claw | 15.44 | 11.03 | 13.18 | 15.68 | 17.33 | 16.505 |
| LoDII | 9.27 | 25.92 | 14.8 | 12.66 | 11.78 | 12.22 |
| w/claw | 13.19 | 32.35 | 24.05 | 17.17 | 13.44 | 15.305 |
| LoDIII | 16.7 | 34.81 | 20.68 | 15.81 | 15.41 | 15.61 |
| w/claw | 21.84 | 41.97 | 24.05 | 19.78 | 19.43 | 19.605 |
| LoDIV | 11.52 | 32.46 | 13.69 | 12.86 | 14.53 | 13.695 |
| w/claw | 14.73 | 36.1 | 17.89 | 17.39 | 16.29 | 16.84 |
| W@Pjoint II | 1.55 | 2.77 | 2.22 | 1.53 | 1.93 | 1.73 |
| W@Pjoint III | 1.85 | 3.11 | 2.48 | 1.8 | 2.26 | 2.03 |
| W@Pjoint IV | N/A | 2.49 | N/A | N/A | N/A | N/A |
| W@2joint III | 1.76 | 3.39 | 2.19 | 1.4 | 1.98 | 1.69 |
| W@2joint IV | 1.33 | 2.67 | 2.17 | 1.75 | 1.79 | 1.77 |
| W@3joint IV | 1.27 | 2.46 | 1.76 | 1.58 | 1.65 | 1.615 |
| LoPI,II | 2.53 | 6.72 | 2.76 | 2.38 | 1.79 | 2.085 |
| LoPII,II | 5.73 | 11.52 | 8.64 | 7.68 | 8.19 | 7.935 |
| LoPI,III | 2.56 | 7.86 | 5.58 | 2.43 | 1.14 | 1.785 |
| LoPII,III | 2.94 | 5.38 | 5.75 | 2.87 | 3.41 | 3.14 |
| LoPIII,III | 7.06 | 11.95 | 6.24 | 8.68 | 9.12 | 8.9 |
| LoPI,IV | 1.8 | 7.35 | 1.22 | 1.64 | 1.43 | 1.535 |
| LoPII,IV | 2.71 | 5.37 | 2.27 | 2.15 | 1.99 | 2.07 |
| LoPIII,IV | 1.88 | 5.3 | 2.96 | 2.13 | 2.78 | 2.455 |
| LoPIV,IV | 4.27 | 8.45 | 6.3 | 4.95 | 5.93 | 5.44 |
| WoTII | 1.6 | 2.53 | 2.54 | 1.37 | 1.62 | 1.495 |
| WoTIII | 1.43 | 3.49 | 2.49 | 1.71 | 1.96 | 1.835 |
| WoTIV | 1.32 | 2.13 | 2.29 | 1.63 | 1.61 | 1.62 |
| FLw/hal | 28.22 | N/A | N/A | N/A | N/A | N/A |
| FLw/out hal | 17.15 | 41.73 | 24.31 | 20.36 | 19.71 | 20.035 |
| Lotmt | 31.09 | 34.26 | 27.52 | 28.48 | 29.88 | 29.18 |
| Wotmt@prox | 3.79 | 7.6 | 4.96 | 4.01 | 3.54 | 3.775 |
| Wotmt@cond | 4.25 | 6.9 | 6.04 | 4.84 | 4.87 | 4.855 |

| Name | <i>Molothrus ater</i> | <i>Passer domesticus</i> | <i>Passer domesticus</i> | <i>Passer domesticus</i> | <i>Passer domesticus</i> |
|--------------|---------------------------|------------------------------|------------------------------|------------------------------|------------------------------|
| No | STDEV | 46202 | 46198 | 46200 | 46192 |
| LoDI | 0.02828427 | 8.94 | 8.27 | 8.1 | 8.32 |
| w/claw | | 13.5 | 13.83 | 13.26 | 13.21 |
| LoDII | 0.62225397 | 8.16 | 9.15 | 8.43 | 8.6 |
| w/claw | | 11.52 | 13.23 | 11.49 | 12.59 |
| LoDIII | 0.28284271 | 14.03 | 14.52 | 13.57 | 14.24 |
| w/claw | | 19.26 | 19.25 | 18.29 | 19.32 |
| LoDIV | 1.18086832 | 8.92 | 9.61 | 7.68 | 9.22 |
| w/claw | | 12.31 | 13.42 | 10.35 | 12.8 |
| W@Pjoint II | 0.28284271 | 1.43 | 1.24 | 1.38 | 1.37 |
| W@Pjoint III | 0.32526912 | 1.74 | 1.7 | 1.64 | 1.78 |
| W@Pjoint IV | 0 | N/A | N/A | N/A | N/A |
| W@2joint III | 0.41012193 | 1.59 | 1.47 | 1.6 | 1.56 |
| W@2joint IV | 0.02828427 | 1.54 | 1.4 | 1.48 | 1.43 |
| W@3joint IV | 0.04949747 | 1.31 | 1.27 | 1.26 | 1.34 |
| LoPI,II | 0.417193 | 1.87 | 1.95 | 1.7 | 1.81 |
| LoPII,II | 0.36062446 | 5.87 | 5.26 | 4.51 | 5.15 |
| LoPI,III | 0.91216775 | 2.1 | 0.7 | N/A | 0.95 |
| LoPII,III | 0.38183766 | 3.05 | 2.25 | 2.61 | 2.68 |
| LoPIII,III | 0.31112698 | 7.03 | 6 | 6.41 | 6.79 |
| LoPI,IV | 0.14849242 | 0.73 | 1.16 | 1.01 | N/A |
| LoPII,IV | 0.11313708 | 1.9 | 2.08 | 1.62 | 2.49 |
| LoPIII,IV | 0.45961941 | 1.75 | 1.94 | 1.4 | 2 |
| LoPIV,IV | 0.69296465 | 4.06 | 3.42 | 3.32 | 3.27 |
| WoTII | 0.1767767 | 1.2 | 1.09 | 1.18 | 1.27 |
| WoTIII | 0.1767767 | 1.5 | 1.52 | 1.43 | 1.67 |
| WoTIV | 0.01414214 | 1.34 | 1.4 | 1.22 | 1.37 |
| FLw/hal | 0 | 26.36 | 23.65 | N/A | 25.52 |
| FLw/out hal | 0.45961941 | 17.22 | 16.21 | 13.44 | 16.8 |
| Lotmt | 0.98994949 | 19.54 | 19.48 | 20.58 | 18.83 |
| Wotmt@prox | 0.33234019 | 2.38 | 3.1 | 3.01 | 3.19 |
| Wotmt@cond | 0.0212132 | 1.36 | 3.33 | 3.17 | 3.45 |

| Name | <i>Passer domesticus</i> | <i>Passer domesticus</i> | <i>Charadrius vociferus</i> | <i>Charadrius vociferus</i> | <i>Charadrius vociferus</i> |
|--------------|--------------------------|--------------------------|-----------------------------|-----------------------------|-----------------------------|
| No | AVERAGE | STDEV | 47937 | 48525 | 47936 |
| LoDI | 8.4075 | 0.367276009 | N/A | N/A | N/A |
| w/claw | 13.45 | | N/A | N/A | N/A |
| LoDII | 8.585 | 0.417971291 | 13.97 | 14.32 | 12.37 |
| w/claw | 12.2075 | | 18.34 | 17.49 | 16.67 |
| LoDIII | 14.09 | 0.400582909 | 20.57 | 20.96 | 19.8 |
| w/claw | 19.03 | | 25.73 | 26.32 | 25.48 |
| LoDIV | 8.8575 | 0.834281128 | 16.07 | 16.91 | 16.96 |
| w/claw | 12.22 | | 21.45 | 20.19 | 21.02 |
| W@Pjoint II | 1.355 | 0.081034972 | 1.86 | 1.77 | 2.01 |
| W@Pjoint III | 1.715 | 0.059721576 | 2.48 | 2.34 | 2.63 |
| W@Pjoint IV | N/A | 0 | 2.05 | 2.1 | 2.01 |
| W@2joint III | 1.555 | 0.059160798 | 2.06 | 1.9 | 2.11 |
| W@2joint IV | 1.4625 | 0.061305247 | 1.9 | 1.66 | 1.84 |
| W@3joint IV | 1.295 | 0.036968455 | 1.77 | 1.31 | 1.66 |
| LoPI,II | 1.8325 | 0.105316982 | 4.81 | 4.2 | 3.8 |
| LoPII,II | 5.1975 | 0.557098136 | 2.33 | 2.73 | 4.08 |
| LoPI,III | 1.25 | 0.746659226 | 1.46 | 3.37 | 3.59 |
| LoPII,III | 2.6475 | 0.327859218 | 2.56 | 2.78 | 3.29 |
| LoPIII,III | 6.5575 | 0.450878772 | 4.17 | 2.45 | 2.05 |
| LoPI,IV | 0.966666667 | 0.21825062 | 2.58 | 1.87 | N/A |
| LoPII,IV | 2.0225 | 0.36463452 | 1.59 | 1.38 | 2.21 |
| LoPIII,IV | 1.7725 | 0.270231382 | 1.13 | 3.45 | 2.73 |
| LoPIV,IV | 3.5175 | 0.367003633 | 2.31 | 3.81 | 1.25 |
| WoTII | 1.185 | 0.074161985 | 1.33 | 1.5 | 1.62 |
| WoTIII | 1.53 | 0.100995049 | 2.62 | 1.95 | 2.24 |
| WoTIV | 1.3325 | 0.078898669 | 1.71 | 1.3 | 1.44 |
| FLw/hal | 25.17666667 | 1.387239465 | N/A | N/A | N/A |
| FLw/out hal | 15.9175 | 1.702828529 | 26.31 | 24.47 | 25.32 |
| Lotmt | 19.6075 | 0.723665438 | 36.73 | 35.59 | N/A |
| Wotmt@prox | 2.92 | 0.367423461 | 5.18 | 5.36 | 5.16 |
| Wotmt@cond | 2.8275 | 0.98503384 | 5.01 | 4.11 | 5.03 |

| Name | <i>Charadrius vociferus</i> | <i>Charadrius vociferus</i> | <i>Turdus migratorius</i> | <i>Turdus migratorius</i> | <i>Turdus migratorius</i> |
|--------------|-----------------------------|-----------------------------|---------------------------|---------------------------|---------------------------|
| No | AVERAGE | STDEV | 49536 | 149534 | 49535 |
| LoDI | | | 10.74 | 12.89 | 11.08 |
| w/claw | | | 16.74 | 17.36 | 17.72 |
| LoDII | 13.55333333 | 1.039631345 | 12.77 | 12.08 | 13.51 |
| w/claw | 17.5 | | 16.06 | 16.74 | 18.79 |
| LoDIII | 20.44333333 | 0.590282418 | 21.2 | 20.64 | 21.41 |
| w/claw | 25.84333333 | | 26.93 | 28.9 | 28.01 |
| LoDIV | 16.64666667 | 0.500033332 | 13.66 | 12.41 | 14.19 |
| w/claw | 20.88666667 | | 17.64 | 18.07 | 18.99 |
| W@Pjoint II | 1.88 | 0.121243557 | 2.06 | 1.7 | 2.07 |
| W@Pjoint III | 2.483333333 | 0.145028733 | 2.55 | 2.21 | 2.61 |
| W@Pjoint IV | 2.053333333 | 0.045092498 | N/A | N/A | N/A |
| W@2joint III | 2.023333333 | 0.109696551 | 2.22 | 2.08 | 2.21 |
| W@2joint IV | 1.8 | 0.12489996 | 1.65 | 1.87 | 2.02 |
| W@3joint IV | 1.58 | 0.240208243 | 1.57 | 1.48 | 1.64 |
| LoPI,II | 4.27 | 0.508625599 | 4.08 | 2.29 | 2.15 |
| LoPII,II | 3.046666667 | 0.916969647 | 7.79 | 7.34 | 7.63 |
| LoPI,III | 2.806666667 | 1.171423635 | 1.25 | 1.11 | 1.37 |
| LoPII,III | 2.876666667 | 0.374477414 | 5.16 | 5.55 | 4.66 |
| LoPIII,III | 2.89 | 1.126410227 | 9.67 | 9.46 | 9.97 |
| LoPI,IV | 2.225 | 0.502045815 | 1.19 | 1.42 | 1.58 |
| LoPII,IV | 1.726666667 | 0.431547603 | 2.27 | 2.28 | 2.58 |
| LoPIII,IV | 2.436666667 | 1.187490351 | 2.75 | 2.51 | 2.59 |
| LoPIV,IV | 2.456666667 | 1.286286645 | 6.31 | 5.23 | 5.47 |
| WoTII | 1.483333333 | 0.14571662 | 1.14 | 1.32 | 1.19 |
| WoTIII | 2.27 | 0.336005952 | 1.47 | 1.75 | 1.62 |
| WoTIV | 1.483333333 | 0.208406654 | 1.29 | 1.26 | 1.59 |
| FLw/hal | N/A | 0 | N/A | 34.68 | 35.57 |
| FLw/out hal | 25.36666667 | 0.920887253 | 23.97 | 23.24 | 24.42 |
| Lotmt | 36.16 | 0.806101731 | 38.13 | 35.45 | 26.06 |
| Wotmt@prox | 5.233333333 | 0.110151411 | 4.44 | 4.76 | 3.6 |
| Wotmt@cond | 4.716666667 | 0.525483904 | 4.35 | 4.59 | 4.23 |

| Name | <i>Turdus migratorius</i> | <i>Turdus migratorius</i> | <i>Porzana carolina</i> | <i>Calidris alba</i> | <i>Calidris alba</i> |
|--------------|---------------------------|---------------------------|-------------------------|----------------------|----------------------|
| No | AVERAGE | STDEV | 47925 | 38318 | 38939 |
| LoDI | 11.57 | 1.155724881 | 10.21 | N/A | N/A |
| w/claw | 17.27333333 | | 15.34 | N/A | N/A |
| LoDII | 12.78666667 | 0.715145673 | 27.04 | 11.58 | 12.05 |
| w/claw | 17.19666667 | | 35.26 | 14.64 | 15.25 |
| LoDIII | 21.08333333 | 0.398036849 | 37.34 | 15.22 | 15.07 |
| w/claw | 27.94666667 | | 46.17 | 19.25 | 19.21 |
| LoDIV | 13.42 | 0.913947482 | 30.08 | 13.06 | 13.59 |
| w/claw | 18.23333333 | | 37.53 | 15.9 | 15.89 |
| W@Pjoint II | 1.943333333 | 0.210792157 | 2 | 2.07 | 1.67 |
| W@Pjoint III | 2.456666667 | 0.215715862 | 2.62 | 1.83 | 2.34 |
| W@Pjoint IV | N/A | 0 | 2.06 | 1.65 | 1.63 |
| W@2joint III | 2.17 | 0.078102497 | 1.94 | 1.52 | 2 |
| W@2joint IV | 1.846666667 | 0.186100331 | 1.81 | 1.46 | 1.41 |
| W@3joint IV | 1.563333333 | 0.080208063 | 1.56 | 1.43 | 1.37 |
| LoPI,II | 2.84 | 1.076150547 | 10.05 | 3.2 | 2.3 |
| LoPII,II | 7.586666667 | 0.228108161 | 9.69 | 2.99 | 2.97 |
| LoPI,III | 1.243333333 | 0.130128142 | 7.49 | 2.9 | 1.29 |
| LoPII,III | 5.123333333 | 0.44613152 | 7.72 | 2.32 | 2.01 |
| LoPIII,III | 9.7 | 0.256320112 | 8.51 | 2.31 | 2.47 |
| LoPI,IV | 1.396666667 | 0.196044213 | 6.6 | 2.8 | 1.25 |
| LoPII,IV | 2.376666667 | 0.176162803 | 3.61 | 1.37 | 1.79 |
| LoPIII,IV | 2.616666667 | 0.122202019 | 3.19 | 1.14 | 1.37 |
| LoPIV,IV | 5.67 | 0.567097875 | 4.79 | 1.65 | 1.6 |
| WoTII | 1.216666667 | 0.092915732 | 1.52 | 1.35 | 1.18 |
| WoTIII | 1.613333333 | 0.140118997 | 2.26 | 1.27 | 1.25 |
| WoTIV | 1.38 | 0.182482876 | 1.63 | 1.26 | 1.22 |
| FLw/hal | 35.125 | 0.629325035 | 52.57 | N/A | N/A |
| FLw/out hal | 23.87666667 | 0.595510985 | 38.88 | 17.73 | 17.93 |
| Lotmt | 33.21333333 | 6.338235822 | N/A | 25.25 | 24.65 |
| Wotmt@prox | 4.266666667 | 0.599110452 | 5.2 | 3.6 | 3.6 |
| Wotmt@cond | 4.39 | 0.183303028 | 5.51 | 3.62 | 3.98 |

| Name | <i>Calidris alba</i> | <i>Calidris alba</i> | <i>Calidris alba</i> | <i>Sitta canadensis</i> | <i>Sitta canadensis</i> |
|--------------|----------------------|----------------------|----------------------|-------------------------|-------------------------|
| No | 38.942 | AVERAGE | STDEV | 45213 | 37834 |
| LoDI | N/A | | | 10.25 | 11.26 |
| w/claw | N/A | | | 16.33 | 16.27 |
| LoDII | 12.82 | 12.15 | 0.626019169 | 8.42 | 7.05 |
| w/claw | 16.27 | 15.38666667 | | 12.66 | 10.59 |
| LoDIII | 16.03 | 15.44 | 0.516430053 | 14.63 | 12.86 |
| w/claw | 20.33 | 19.59666667 | | 19.92 | 16.31 |
| LoDIV | 14.17 | 13.60666667 | 0.555187656 | 11.16 | 9.78 |
| w/claw | 16.65 | 16.14666667 | | 16.25 | 14.87 |
| W@Pjoint II | 1.72 | 1.82 | 0.217944947 | 1.15 | 1.32 |
| W@Pjoint III | 1.81 | 1.993333333 | 0.300388637 | 1.55 | 1.31 |
| W@Pjoint IV | 1.63 | 1.636666667 | 0.011547005 | N/A | N/A |
| W@2joint III | 1.63 | 1.716666667 | 0.25146239 | 1.45 | 1.55 |
| W@2joint IV | 1.57 | 1.48 | 0.081853528 | 1.24 | 1.18 |
| W@3joint IV | 1.49 | 1.43 | 0.06 | 1.19 | 1.18 |
| LoPI,II | 3.87 | 3.123333333 | 0.787802852 | 1.13 | 1.07 |
| LoPII,II | 4.37 | 3.443333333 | 0.802579176 | 4.75 | 4.81 |
| LoPI,III | 1.57 | 1.92 | 0.860174401 | 0.4 | 0.41 |
| LoPII,III | 1.77 | 2.033333333 | 0.275741425 | 4.03 | 3.43 |
| LoPIII,III | 2.73 | 2.503333333 | 0.211974841 | 7.29 | 7.1 |
| LoPI,IV | 1.88 | 1.976666667 | 0.779508392 | 0.31 | 0.83 |
| LoPII,IV | 1.65 | 1.603333333 | 0.213853532 | 1.27 | 1.34 |
| LoPIII,IV | 1.13 | 1.213333333 | 0.135769412 | 1.89 | 1.73 |
| LoPIV,IV | 1.65 | 1.633333333 | 0.028867513 | 5.12 | 4.48 |
| WoTII | 1.23 | 1.253333333 | 0.087368949 | 1.13 | 1.16 |
| WoTIII | 1.49 | 1.336666667 | 0.133166562 | 1.16 | 1.07 |
| WoTIV | 1.13 | 1.203333333 | 0.066583281 | 1.13 | 1.18 |
| FLw/hal | N/A | N/A | 0 | 27.02 | 26.61 |
| FLw/out hal | 17.5 | 17.72 | 0.215174348 | 15.59 | 14.44 |
| Lotmt | 25.44 | 25.11333333 | 0.412350983 | 20.1 | 17.05 |
| Wotmt@prox | 4.27 | 3.823333333 | 0.38682468 | 2.85 | 2.72 |
| Wotmt@cond | 4.32 | 3.973333333 | 0.350047616 | 3.98 | 3.36 |

| Name | <i>Sitta canadensis</i> | <i>Sitta canadensis</i> | <i>Sitta canadensis</i> |
|--------------|-------------------------|-------------------------|-------------------------|
| No | 38735 | AVERAGE | STDEV |
| LoDI | 11.47 | 10.99333333 | 0.6522525 |
| w/claw | 17.85 | 16.81666667 | |
| LoDII | 8.8 | 8.09 | 0.920489 |
| w/claw | 12.46 | 11.90333333 | |
| LoDIII | 13.67 | 13.72 | 0.8860587 |
| w/claw | 17.89 | 18.04 | |
| LoDIV | 10.69 | 10.54333333 | 0.7015934 |
| w/claw | 15.33 | 15.48333333 | |
| W@Pjoint II | 1.23 | 1.233333333 | 0.085049 |
| W@Pjoint III | 1.25 | 1.37 | 0.1587451 |
| W@Pjoint IV | 1.35 | 1.35 | 0 |
| W@2joint III | 1.5 | 1.5 | 0.05 |
| W@2joint IV | 1.2 | 1.206666667 | 0.0305505 |
| W@3joint IV | 1.18 | 1.183333333 | 0.0057735 |
| LoPI,II | 1.2 | 1.133333333 | 0.0650641 |
| LoPII,II | 5.71 | 5.09 | 0.5377732 |
| LoPI,III | 1.12 | 0.643333333 | 0.4128357 |
| LoPII,III | 4.43 | 3.963333333 | 0.5033223 |
| LoPIII,III | 6.93 | 7.106666667 | 0.1800926 |
| LoPI,IV | 0.66 | 0.6 | 0.2651415 |
| LoPII,IV | 1.36 | 1.323333333 | 0.0472582 |
| LoPIII,IV | 2.57 | 2.063333333 | 0.4460194 |
| LoPIV,IV | 4.94 | 4.846666667 | 0.3300505 |
| WoTII | 1.17 | 1.153333333 | 0.0208167 |
| WoTIII | 1.36 | 1.196666667 | 0.1484363 |
| WoTIV | 0.85 | 1.053333333 | 0.1778576 |
| FLw/hal | 26.76 | 26.79666667 | 0.2074448 |
| FLw/out hal | 15.99 | 15.34 | 0.8046738 |
| Lotmt | 15.88 | 17.67666667 | 2.178677 |
| Wotmt@prox | 2.5 | 2.69 | 0.1769181 |
| Wotmt@cond | 3.35 | 3.563333333 | 0.3608786 |

Appendix III

Descriptive Statistics: LoDI, LoDII, LoDIII, LoDIV, W@Pjoint II, ...

| Variable | Name | N | N* | Mean | SE Mean | StDev |
|--------------------------|--------------------------|---|--------|--------|---------|--------|
| LoDI | Aechmorphorus occidental | 0 | 5 | * | * | * |
| | Aechmorphorus occidental | 2 | 0 | 17.06 | 2.46 | 3.47 |
| | Anas discors | 4 | 0 | 6.765 | 0.197 | 0.393 |
| | Anas discors (alcohol) | 1 | 0 | 7.9900 | * | * |
| | Anas discors (skin) | 2 | 0 | 6.970 | 0.830 | 1.174 |
| | Ardea alba | 4 | 0 | 38.840 | 0.755 | 1.509 |
| | Ardea alba (skin) | 1 | 0 | 40.040 | * | * |
| | Calidris alba | 0 | 4 | * | * | * |
| | Calidris alba (alcohol) | 0 | 3 | * | * | * |
| | Calidris alba (skin) | 0 | 1 | * | * | * |
| | Cepphus columba | 0 | 4 | * | * | * |
| | Chepphus columba (skin) | 0 | 1 | * | * | * |
| | Corvus corax | 4 | 0 | 24.987 | 0.320 | 0.641 |
| | Corvus corax (skin) | 1 | 0 | 28.330 | * | * |
| | Gavia pacifica | 1 | 2 | 11.750 | * | * |
| | Gavia pacifica (skin) | 1 | 0 | 12.270 | * | * |
| | Lecucophaeus pipixcan | 2 | 2 | 3.305 | 0.335 | 0.474 |
| | Lecucophaeus pipixcan (s | 1 | 0 | 6.1900 | * | * |
| | Meleagris gallopavo | 4 | 0 | 20.197 | 0.379 | 0.759 |
| | Meleagris gallopovo (ski | 2 | 0 | 20.485 | 0.995 | 1.407 |
| | Molothrus ater | 4 | 0 | 9.890 | 0.347 | 0.695 |
| | Molothrus ater (alcohol) | 2 | 0 | 10.500 | 0.0200 | 0.0283 |
| | Molothrus ater (skin) | 1 | 0 | 10.330 | * | * |
| | Passer domesticus | 4 | 0 | 7.480 | 0.139 | 0.279 |
| | Passer domesticus (alcoh | 4 | 0 | 8.408 | 0.184 | 0.367 |
| | Passer domesticus (skin) | 6 | 0 | 8.138 | 0.397 | 0.973 |
| | Porzana carolina | 4 | 0 | 10.003 | 0.165 | 0.330 |
| | Porzana carolina (alcho | 1 | 0 | 10.210 | * | * |
| | Porzana carolina (skin) | 1 | 0 | 10.470 | * | * |
| | Sitta canadensis | 4 | 0 | 8.303 | 0.121 | 0.242 |
| | Sitta canadensis (alcho | 3 | 0 | 10.993 | 0.377 | 0.652 |
| | Sitta canadensis (skin) | 1 | 0 | 10.490 | * | * |
| Turdus migratorius | 4 | 0 | 9.755 | 0.277 | 0.553 | |
| Turdus migratorius (alco | 3 | 0 | 11.570 | 0.667 | 1.156 | |
| Turdus migratorius (skin | 1 | 0 | 11.080 | * | * | |
| LoDII | Aechmorphorus occidental | 5 | 0 | 52.24 | 1.47 | 3.28 |
| | Aechmorphorus occidental | 2 | 0 | 57.79 | 1.81 | 2.56 |
| | Anas discors | 4 | 0 | 24.725 | 0.414 | 0.827 |
| | Anas discors (alcohol) | 1 | 0 | 25.920 | * | * |
| | Anas discors (skin) | 2 | 0 | 24.825 | 0.445 | 0.629 |
| | Ardea alba | 4 | 0 | 67.88 | 1.28 | 2.57 |
| | Ardea alba (skin) | 1 | 0 | 60.580 | * | * |
| | Calidris alba | 4 | 0 | 11.078 | 0.128 | 0.256 |
| | Calidris alba (alcohol) | 3 | 0 | 12.150 | 0.361 | 0.626 |
| | Calidris alba (skin) | 1 | 0 | 10.520 | * | * |
| | Cepphus columba | 4 | 0 | 27.578 | 0.594 | 1.188 |
| | Chepphus columba (skin) | 1 | 0 | 35.770 | * | * |
| | Corvus corax | 4 | 0 | 29.605 | 0.576 | 1.152 |
| | Corvus corax (skin) | 1 | 0 | 28.550 | * | * |
| | Gavia pacifica | 2 | 1 | 64.945 | 0.515 | 0.728 |
| | Gavia pacifica (skin) | 1 | 0 | 69.230 | * | * |
| | Lecucophaeus pipixcan | 4 | 0 | 24.020 | 0.451 | 0.901 |
| | Lecucophaeus pipixcan (s | 1 | 0 | 22.010 | * | * |
| | Meleagris gallopavo | 4 | 0 | 50.555 | 0.812 | 1.623 |
| | Meleagris gallopovo (ski | 2 | 0 | 47.36 | 2.19 | 3.10 |
| | Molothrus ater | 4 | 0 | 11.852 | 0.330 | 0.659 |

| | | | | | | |
|--------|---------------------------|---|---|--------|--------|--------|
| | Molothrus ater (alcohol) | 2 | 0 | 12.220 | 0.440 | 0.622 |
| | Molothrus ater (skin) | 1 | 0 | 11.380 | * | * |
| | Passer domesticus | 4 | 0 | 8.363 | 0.267 | 0.534 |
| | Passer domesticus (alcoh) | 4 | 0 | 8.585 | 0.209 | 0.418 |
| | Passer domesticus (skin) | 6 | 0 | 8.665 | 0.370 | 0.906 |
| | Porzana carolina | 4 | 0 | 26.055 | 0.428 | 0.856 |
| | Porzana carolina (alcoho | 1 | 0 | 27.040 | * | * |
| | Porzana carolina (skin) | 1 | 0 | 27.860 | * | * |
| | Sitta canadensis | 4 | 0 | 6.8725 | 0.0927 | 0.1854 |
| | Sitta canadensis (alcoho | 3 | 0 | 8.090 | 0.531 | 0.920 |
| | Sitta canadensis (skin) | 1 | 0 | 6.1700 | * | * |
| | Turdus migratorius | 4 | 0 | 12.298 | 0.353 | 0.706 |
| | Turdus migratorius (alco | 3 | 0 | 12.787 | 0.413 | 0.715 |
| | Turdus migratorius (skin | 1 | 0 | 11.020 | * | * |
| LoDIII | Aechmophorus occidental | 5 | 0 | 59.81 | 1.46 | 3.27 |
| | Aechmophorus occidental | 2 | 0 | 61.735 | 0.755 | 1.068 |
| | Anas discors | 4 | 0 | 32.998 | 0.717 | 1.435 |
| | Anas discors (alcohol) | 1 | 0 | 34.810 | * | * |
| | Anas discors (skin) | 2 | 0 | 38.185 | 0.725 | 1.025 |
| | Ardea alba | 4 | 0 | 96.28 | 1.44 | 2.88 |
| | Ardea alba (skin) | 1 | 0 | 85.880 | * | * |
| | Calidris alba | 4 | 0 | 13.963 | 0.416 | 0.832 |
| | Calidris alba (alcohol) | 3 | 0 | 15.440 | 0.298 | 0.516 |
| | Calidris alba (skin) | 1 | 0 | 13.590 | * | * |
| | Cepphus columba | 4 | 0 | 37.712 | 0.398 | 0.796 |
| | Chepphus columba (skin) | 1 | 0 | 46.620 | * | * |
| | Corvus corax | 4 | 0 | 41.657 | 0.721 | 1.443 |
| | Corvus corax (skin) | 1 | 0 | 42.560 | * | * |
| | Gavia pacifica | 3 | 0 | 77.270 | 0.536 | 0.929 |
| | Gavia pacifica (skin) | 1 | 0 | 85.990 | * | * |
| | Lecucophaeus pipixcan | 4 | 0 | 31.222 | 0.620 | 1.240 |
| | Lecucophaeus pipixcan (s | 1 | 0 | 30.200 | * | * |
| | Meleagris gallopavo | 4 | 0 | 73.90 | 1.38 | 2.75 |
| | Meleagris gallopovo (ski | 2 | 0 | 72.77 | 2.30 | 3.25 |
| | Molothrus ater | 4 | 0 | 17.197 | 0.540 | 1.080 |
| | Molothrus ater (alcohol) | 2 | 0 | 15.610 | 0.200 | 0.283 |
| | Molothrus ater (skin) | 1 | 0 | 16.230 | * | * |
| | Passer domesticus | 4 | 0 | 14.170 | 0.390 | 0.780 |
| | Passer domesticus (alcoh | 4 | 0 | 14.090 | 0.200 | 0.401 |
| | Passer domesticus (skin) | 6 | 0 | 14.040 | 0.818 | 2.004 |
| | Porzana carolina | 4 | 0 | 33.343 | 0.526 | 1.053 |
| | Porzana carolina (alcoho | 1 | 0 | 37.340 | * | * |
| | Porzana carolina (skin) | 1 | 0 | 36.980 | * | * |
| | Sitta canadensis | 4 | 0 | 11.342 | 0.248 | 0.495 |
| | Sitta canadensis (alcoho | 3 | 0 | 13.720 | 0.512 | 0.886 |
| | Sitta canadensis (skin) | 1 | 0 | 12.980 | * | * |
| | Turdus migratorius | 4 | 0 | 19.915 | 0.360 | 0.720 |
| | Turdus migratorius (alco | 3 | 0 | 21.083 | 0.230 | 0.398 |
| | Turdus migratorius (skin | 1 | 0 | 16.120 | * | * |
| LoDIV | Aechmophorus occidental | 5 | 0 | 66.61 | 1.94 | 4.34 |
| | Aechmophorus occidental | 2 | 0 | 69.135 | 0.125 | 0.177 |
| | Anas discors | 4 | 0 | 32.055 | 0.874 | 1.747 |
| | Anas discors (alcohol) | 1 | 0 | 32.460 | * | * |
| | Anas discors (skin) | 2 | 0 | 34.72 | 2.60 | 3.68 |
| | Ardea alba | 4 | 0 | 83.44 | 1.70 | 3.39 |
| | Ardea alba (skin) | 1 | 0 | 74.610 | * | * |
| | Calidris alba | 4 | 0 | 12.938 | 0.643 | 1.285 |
| | Calidris alba (alcohol) | 3 | 0 | 13.607 | 0.321 | 0.555 |
| | Calidris alba (skin) | 1 | 0 | 11.780 | * | * |
| | Cepphus columba | 4 | 0 | 38.410 | 0.505 | 1.011 |
| | Chepphus columba (skin) | 1 | 0 | 42.740 | * | * |

| | | | | | | |
|--------------|--------------------------|---|---|--------|--------|--------|
| | Corvus corax | 4 | 0 | 31.837 | 0.364 | 0.728 |
| | Corvus corax (skin) | 1 | 0 | 33.180 | * | * |
| | Gavia pacifica | 3 | 0 | 83.267 | 0.613 | 1.061 |
| | Gavia pacifica (skin) | 1 | 0 | 91.390 | * | * |
| | Lecucophaeus pipixcan | 4 | 0 | 30.015 | 0.344 | 0.687 |
| | Lecucophaeus pipixcan (s | 1 | 0 | 30.200 | * | * |
| | Meleagris gallopavo | 4 | 0 | 58.02 | 1.74 | 3.47 |
| | Meleagris gallopovo (ski | 2 | 0 | 52.41 | 1.03 | 1.46 |
| | Molothrus ater | 4 | 0 | 13.205 | 0.458 | 0.915 |
| | Molothrus ater (alcohol) | 2 | 0 | 13.695 | 0.835 | 1.181 |
| | Molothrus ater (skin) | 1 | 0 | 14.440 | * | * |
| | Passer domesticus | 3 | 1 | 9.177 | 0.323 | 0.560 |
| | Passer domesticus (alcoh | 4 | 0 | 8.857 | 0.417 | 0.834 |
| | Passer domesticus (skin) | 6 | 0 | 9.313 | 0.310 | 0.760 |
| | Porzana carolina | 4 | 0 | 28.807 | 0.483 | 0.966 |
| | Porzana carolina (alcho | 1 | 0 | 30.080 | * | * |
| | Porzana carolina (skin) | 1 | 0 | 30.950 | * | * |
| | Sitta canadensis | 4 | 0 | 8.750 | 0.173 | 0.346 |
| | Sitta canadensis (alcho | 3 | 0 | 10.543 | 0.405 | 0.702 |
| | Sitta canadensis (skin) | 1 | 0 | 8.6100 | * | * |
| | Turdus migratorius | 4 | 0 | 13.463 | 0.321 | 0.642 |
| | Turdus migratorius (alco | 3 | 0 | 13.420 | 0.528 | 0.914 |
| | Turdus migratorius (skin | 1 | 0 | 9.7200 | * | * |
| W@Pjoint II | Aechmophorus occidenta | 5 | 0 | 4.578 | 0.123 | 0.275 |
| | Aechmophorus occidenta | 2 | 0 | 4.370 | 0.980 | 1.386 |
| | Anas discors | 4 | 0 | 1.9025 | 0.0534 | 0.1069 |
| | Anas discors (alcohol) | 1 | 0 | 2.7700 | * | * |
| | Anas discors (skin) | 2 | 0 | 2.5300 | 0.0900 | 0.1273 |
| | Ardea alba | 4 | 0 | 3.760 | 0.142 | 0.283 |
| | Ardea alba (skin) | 1 | 0 | 6.0500 | * | * |
| | Calidris alba | 4 | 0 | 1.1425 | 0.0144 | 0.0287 |
| | Calidris alba (alcohol) | 3 | 0 | 1.820 | 0.126 | 0.218 |
| | Calidris alba (skin) | 1 | 0 | 1.6800 | * | * |
| | Cepphus columba | 4 | 0 | 2.3325 | 0.0862 | 0.1723 |
| | Chepphus columba (skin) | 1 | 0 | 3.1000 | * | * |
| | Corvus corax | 4 | 0 | 3.9225 | 0.0813 | 0.1626 |
| | Corvus corax (skin) | 1 | 0 | 6.5300 | * | * |
| | Gavia pacifica | 2 | 1 | 3.4300 | 0.0800 | 0.1131 |
| | Gavia pacifica (skin) | 1 | 0 | 7.0600 | * | * |
| | Lecucophaeus pipixcan | 4 | 0 | 1.6650 | 0.0444 | 0.0889 |
| | Lecucophaeus pipixcan (s | 1 | 0 | 1.8200 | * | * |
| | Meleagris gallopavo | 4 | 0 | 6.625 | 0.351 | 0.703 |
| | Meleagris gallopovo (ski | 2 | 0 | 10.035 | 0.415 | 0.587 |
| | Molothrus ater | 4 | 0 | 1.1975 | 0.0680 | 0.1360 |
| | Molothrus ater (alcohol) | 2 | 0 | 1.730 | 0.200 | 0.283 |
| | Molothrus ater (skin) | 1 | 0 | 1.5000 | * | * |
| | Passer domesticus | 4 | 0 | 0.8975 | 0.0545 | 0.1090 |
| | Passer domesticus (alcoh | 4 | 0 | 1.3550 | 0.0405 | 0.0810 |
| | Passer domesticus (skin) | 6 | 0 | 1.2650 | 0.0311 | 0.0761 |
| | Porzana carolina | 4 | 0 | 1.3525 | 0.0468 | 0.0936 |
| | Porzana carolina (alcho | 1 | 0 | 2.0000 | * | * |
| | Porzana carolina (skin) | 1 | 0 | 2.2800 | * | * |
| | Sitta canadensis | 4 | 0 | 0.6775 | 0.0125 | 0.0250 |
| | Sitta canadensis (alcho | 3 | 0 | 1.2333 | 0.0491 | 0.0850 |
| | Sitta canadensis (skin) | 1 | 0 | 1.1700 | * | * |
| | Turdus migratorius | 4 | 0 | 1.258 | 0.116 | 0.231 |
| | Turdus migratorius (alco | 3 | 0 | 1.943 | 0.122 | 0.211 |
| | Turdus migratorius (skin | 1 | 0 | 1.9100 | * | * |
| W@Pjoint III | Aechmophorus occidenta | 5 | 0 | 4.232 | 0.135 | 0.301 |
| | Aechmophorus occidenta | 2 | 0 | 6.120 | 0.280 | 0.396 |
| | Anas discors | 4 | 0 | 2.6150 | 0.0598 | 0.1196 |

| | | | | | | |
|-------------|--------------------------|---|---|--------|---------|--------|
| | Anas discors (alcohol) | 1 | 0 | 3.1100 | * | * |
| | Anas discors (skin) | 2 | 0 | 2.825 | 0.135 | 0.191 |
| | Ardea alba | 4 | 0 | 4.418 | 0.121 | 0.242 |
| | Ardea alba (skin) | 1 | 0 | 6.7500 | * | * |
| | Calidris alba | 4 | 0 | 1.3975 | 0.0328 | 0.0655 |
| | Calidris alba (alcohol) | 3 | 0 | 1.993 | 0.173 | 0.300 |
| | Calidris alba (skin) | 1 | 0 | 2.0400 | * | * |
| | Cepphus columba | 4 | 0 | 2.6250 | 0.0323 | 0.0645 |
| | Chepphus columba (skin) | 1 | 0 | 3.6500 | * | * |
| | Corvus corax | 4 | 0 | 4.3225 | 0.0649 | 0.1297 |
| | Corvus corax (skin) | 1 | 0 | 6.9800 | * | * |
| | Gavia pacifica | 3 | 0 | 4.163 | 0.142 | 0.245 |
| | Gavia pacifica (skin) | 1 | 0 | 6.2000 | * | * |
| | Lecucophaeus pipixcan | 4 | 0 | 2.1700 | 0.0212 | 0.0424 |
| | Lecucophaeus pipixcan (s | 1 | 0 | 2.8100 | * | * |
| | Meleagris gallopavo | 4 | 0 | 8.07 | 1.19 | 2.39 |
| | Meleagris gallopovo (ski | 2 | 0 | 11.380 | 0.500 | 0.707 |
| | Molothrus ater | 4 | 0 | 1.2950 | 0.0556 | 0.1112 |
| | Molothrus ater (alcohol) | 2 | 0 | 2.030 | 0.230 | 0.325 |
| | Molothrus ater (skin) | 1 | 0 | 1.6900 | * | * |
| | Passer domesticus | 4 | 0 | 1.1650 | 0.0563 | 0.1127 |
| | Passer domesticus (alcoh | 4 | 0 | 1.7150 | 0.0299 | 0.0597 |
| | Passer domesticus (skin) | 6 | 0 | 1.4667 | 0.0324 | 0.0794 |
| | Porzana carolina | 4 | 0 | 1.6450 | 0.0829 | 0.1658 |
| | Porzana carolina (alcho | 1 | 0 | 2.6200 | * | * |
| | Porzana carolina (skin) | 1 | 0 | 2.3800 | * | * |
| | Sitta canadensis | 4 | 0 | 0.8325 | 0.0243 | 0.0486 |
| | Sitta canadensis (alcho | 3 | 0 | 1.3700 | 0.0917 | 0.1587 |
| | Sitta canadensis (skin) | 1 | 0 | 1.3100 | * | * |
| | Turdus migratorius | 4 | 0 | 1.6500 | 0.0344 | 0.0688 |
| | Turdus migratorius (alco | 3 | 0 | 2.457 | 0.125 | 0.216 |
| | Turdus migratorius (skin | 1 | 0 | 2.4600 | * | * |
| W@Pjoint IV | Aechmophorus occidental | 5 | 0 | 4.542 | 0.166 | 0.372 |
| | Aechmophorus occidental | 2 | 0 | 4.995 | 0.345 | 0.488 |
| | Anas discors | 4 | 0 | 2.1050 | 0.0701 | 0.1401 |
| | Anas discors (alcohol) | 1 | 0 | 2.4900 | * | * |
| | Anas discors (skin) | 2 | 0 | 2.610 | 0.250 | 0.354 |
| | Ardea alba | 4 | 0 | 4.3675 | 0.0699 | 0.1399 |
| | Ardea alba (skin) | 1 | 0 | 6.3500 | * | * |
| | Calidris alba | 4 | 0 | 1.2375 | 0.0269 | 0.0538 |
| | Calidris alba (alcohol) | 3 | 0 | 1.6367 | 0.00667 | 0.0115 |
| | Calidris alba (skin) | 1 | 0 | 1.6000 | * | * |
| | Cepphus columba | 4 | 0 | 2.3350 | 0.0957 | 0.1914 |
| | Chepphus columba (skin) | 1 | 0 | 2.7000 | * | * |
| | Corvus corax | 4 | 0 | 3.5475 | 0.0934 | 0.1868 |
| | Corvus corax (skin) | 0 | 1 | * | * | * |
| | Gavia pacifica | 3 | 0 | 3.880 | 0.205 | 0.356 |
| | Gavia pacifica (skin) | 0 | 1 | * | * | * |
| | Lecucophaeus pipixcan | 4 | 0 | 1.6925 | 0.0487 | 0.0974 |
| | Lecucophaeus pipixcan (s | 1 | 0 | 2.2100 | * | * |
| | Meleagris gallopavo | 4 | 0 | 7.125 | 0.113 | 0.226 |
| | Meleagris gallopovo (ski | 2 | 0 | 9.54 | 1.88 | 2.67 |
| | Molothrus ater | 4 | 0 | 1.1850 | 0.0330 | 0.0661 |
| | Molothrus ater (alcohol) | 0 | 2 | * | * | * |
| | Molothrus ater (skin) | 0 | 1 | * | * | * |
| | Passer domesticus | 4 | 0 | 0.9150 | 0.0717 | 0.1434 |
| | Passer domesticus (alcoh | 0 | 4 | * | * | * |
| | Passer domesticus (skin) | 1 | 5 | 1.5900 | * | * |
| | Porzana carolina | 4 | 0 | 1.5150 | 0.0524 | 0.1047 |
| | Porzana carolina (alcho | 1 | 0 | 2.0600 | * | * |
| | Porzana carolina (skin) | 1 | 0 | 2.1600 | * | * |
| | Sitta canadensis | 4 | 0 | 0.6625 | 0.0193 | 0.0386 |

| | | | | | | |
|--------------|--------------------------|---|---|--------|--------|--------|
| | Sitta canadensis (alcho | 1 | 2 | 1.3500 | * | * |
| | Sitta canadensis (skin) | 0 | 1 | * | * | * |
| | Turdus migratorius | 4 | 0 | 1.3850 | 0.0785 | 0.1570 |
| | Turdus migratorius (alco | 0 | 3 | * | * | * |
| | Turdus migratorius (skin | 1 | 0 | 2.2000 | * | * |
| W@2joint III | Aechmophorus occidental | 5 | 0 | 4.820 | 0.141 | 0.316 |
| | Aechmophorus occidental | 2 | 0 | 4.81 | 1.18 | 1.68 |
| | Anas discors | 4 | 0 | 1.9500 | 0.0367 | 0.0735 |
| | Anas discors (alcohol) | 1 | 0 | 3.3900 | * | * |
| | Anas discors (skin) | 2 | 0 | 2.4250 | 0.0350 | 0.0495 |
| | Ardea alba | 4 | 0 | 3.375 | 0.117 | 0.233 |
| | Ardea alba (skin) | 1 | 0 | 5.7100 | * | * |
| | Calidris alba | 4 | 0 | 1.1875 | 0.0175 | 0.0350 |
| | Calidris alba (alcohol) | 3 | 0 | 1.717 | 0.145 | 0.251 |
| | Calidris alba (skin) | 1 | 0 | 1.9200 | * | * |
| | Cepphus columba | 4 | 0 | 2.3500 | 0.0636 | 0.1273 |
| | Chepphus columba (skin) | 1 | 0 | 3.4200 | * | * |
| | Corvus corax | 4 | 0 | 3.8950 | 0.0375 | 0.0751 |
| | Corvus corax (skin) | 1 | 0 | 6.4200 | * | * |
| | Gavia pacifica | 3 | 0 | 3.383 | 0.130 | 0.226 |
| | Gavia pacifica (skin) | 1 | 0 | 6.1800 | * | * |
| | Lecucophaeus pipixcan | 4 | 0 | 1.8450 | 0.0366 | 0.0733 |
| | Lecucophaeus pipixcan (s | 1 | 0 | 2.8200 | * | * |
| | Meleagris gallopavo | 4 | 0 | 7.375 | 0.147 | 0.293 |
| | Meleagris gallopovo (ski | 2 | 0 | 9.970 | 0.410 | 0.580 |
| | Molothrus ater | 4 | 0 | 1.1425 | 0.0312 | 0.0624 |
| | Molothrus ater (alcohol) | 2 | 0 | 1.690 | 0.290 | 0.410 |
| | Molothrus ater (skin) | 1 | 0 | 1.6200 | * | * |
| | Passer domesticus | 4 | 0 | 0.9975 | 0.0878 | 0.1756 |
| | Passer domesticus (alcoh | 4 | 0 | 1.5550 | 0.0296 | 0.0592 |
| | Passer domesticus (skin) | 6 | 0 | 1.3000 | 0.0286 | 0.0701 |
| | Porzana carolina | 4 | 0 | 1.3125 | 0.0384 | 0.0768 |
| | Porzana carolina (alcho | 1 | 0 | 1.9400 | * | * |
| | Porzana carolina (skin) | 1 | 0 | 1.8800 | * | * |
| | Sitta canadensis | 4 | 0 | 0.7750 | 0.0189 | 0.0379 |
| | Sitta canadensis (alcho | 3 | 0 | 1.5000 | 0.0289 | 0.0500 |
| | Sitta canadensis (skin) | 1 | 0 | 1.4600 | * | * |
| | Turdus migratorius | 4 | 0 | 1.5500 | 0.0618 | 0.1236 |
| | Turdus migratorius (alco | 3 | 0 | 2.1700 | 0.0451 | 0.0781 |
| | Turdus migratorius (skin | 1 | 0 | 2.4000 | * | * |
| W@2joint IV | Aechmophorus occidental | 5 | 0 | 4.308 | 0.123 | 0.274 |
| | Aechmophorus occidental | 2 | 0 | 5.090 | 0.660 | 0.933 |
| | Anas discors | 4 | 0 | 1.6575 | 0.0477 | 0.0954 |
| | Anas discors (alcohol) | 1 | 0 | 2.6700 | * | * |
| | Anas discors (skin) | 2 | 0 | 2.2550 | 0.0350 | 0.0495 |
| | Ardea alba | 4 | 0 | 3.493 | 0.105 | 0.210 |
| | Ardea alba (skin) | 1 | 0 | 5.4800 | * | * |
| | Calidris alba | 4 | 0 | 1.0075 | 0.0401 | 0.0802 |
| | Calidris alba (alcohol) | 3 | 0 | 1.4800 | 0.0473 | 0.0819 |
| | Calidris alba (skin) | 1 | 0 | 1.3500 | * | * |
| | Cepphus columba | 4 | 0 | 1.9775 | 0.0987 | 0.1974 |
| | Chepphus columba (skin) | 1 | 0 | 2.6400 | * | * |
| | Corvus corax | 4 | 0 | 3.2600 | 0.0713 | 0.1426 |
| | Corvus corax (skin) | 1 | 0 | 6.2000 | * | * |
| | Gavia pacifica | 3 | 0 | 3.777 | 0.265 | 0.460 |
| | Gavia pacifica (skin) | 1 | 0 | 5.0900 | * | * |
| | Lecucophaeus pipixcan | 4 | 0 | 1.4375 | 0.0512 | 0.1024 |
| | Lecucophaeus pipixcan (s | 1 | 0 | 2.2000 | * | * |
| | Meleagris gallopavo | 4 | 0 | 6.1675 | 0.0712 | 0.1424 |
| | Meleagris gallopovo (ski | 2 | 0 | 8.625 | 0.715 | 1.011 |
| | Molothrus ater | 4 | 0 | 1.1575 | 0.0165 | 0.0330 |

| | | | | | | |
|-------------|---------------------------|---|---|--------|---------|---------|
| | Molothrus ater (alcohol) | 2 | 0 | 1.7700 | 0.0200 | 0.0283 |
| | Molothrus ater (skin) | 1 | 0 | 1.4500 | * | * |
| | Passer domesticus | 4 | 0 | 0.8025 | 0.0340 | 0.0680 |
| | Passer domesticus (alcoh) | 4 | 0 | 1.4625 | 0.0307 | 0.0613 |
| | Passer domesticus (skin) | 6 | 0 | 1.2033 | 0.0422 | 0.1035 |
| | Porzana carolina | 4 | 0 | 1.2700 | 0.0430 | 0.0860 |
| | Porzana carolina (alcoho | 1 | 0 | 1.8100 | * | * |
| | Porzana carolina (skin) | 1 | 0 | 1.9300 | * | * |
| | Sitta canadensis | 4 | 0 | 0.6800 | 0.0204 | 0.0408 |
| | Sitta canadensis (alcoho | 3 | 0 | 1.2067 | 0.0176 | 0.0306 |
| | Sitta canadensis (skin) | 1 | 0 | 1.1200 | * | * |
| | Turdus migratorius | 4 | 0 | 1.3225 | 0.0706 | 0.1413 |
| | Turdus migratorius (alco | 3 | 0 | 1.847 | 0.107 | 0.186 |
| | Turdus migratorius (skin | 1 | 0 | 2.0400 | * | * |
| W@3joint IV | Aechmophorus occidental | 5 | 0 | 4.1300 | 0.0609 | 0.1362 |
| | Aechmophorus occidental | 2 | 0 | 4.500 | 0.360 | 0.509 |
| | Anas discors | 4 | 0 | 1.3775 | 0.0437 | 0.0873 |
| | Anas discors (alcohol) | 1 | 0 | 2.4600 | * | * |
| | Anas discors (skin) | 2 | 0 | 1.8750 | 0.0350 | 0.0495 |
| | Ardea alba | 4 | 0 | 2.8875 | 0.0823 | 0.1646 |
| | Ardea alba (skin) | 1 | 0 | 4.3300 | * | * |
| | Calidris alba | 4 | 0 | 0.8700 | 0.0238 | 0.0476 |
| | Calidris alba (alcohol) | 3 | 0 | 1.4300 | 0.0346 | 0.0600 |
| | Calidris alba (skin) | 1 | 0 | 1.2000 | * | * |
| | Cepphus columba | 4 | 0 | 1.6600 | 0.0356 | 0.0712 |
| | Chepphus columba (skin) | 1 | 0 | 2.5300 | * | * |
| | Corvus corax | 4 | 0 | 2.9575 | 0.0606 | 0.1212 |
| | Corvus corax (skin) | 1 | 0 | 6.0200 | * | * |
| | Gavia pacifica | 3 | 0 | 3.517 | 0.164 | 0.284 |
| | Gavia pacifica (skin) | 1 | 0 | 4.4200 | * | * |
| | Lecucophaeus pipixcan | 4 | 0 | 1.1875 | 0.0272 | 0.0544 |
| | Lecucophaeus pipixcan (s | 1 | 0 | 1.8400 | * | * |
| | Meleagris gallopavo | 4 | 0 | 5.5700 | 0.0829 | 0.1657 |
| | Meleagris gallopovo (ski | 2 | 0 | 7.740 | 0.280 | 0.396 |
| | Molothrus ater | 4 | 0 | 1.0425 | 0.0525 | 0.1050 |
| | Molothrus ater (alcohol) | 2 | 0 | 1.6150 | 0.0350 | 0.0495 |
| | Molothrus ater (skin) | 1 | 0 | 1.2900 | * | * |
| | Passer domesticus | 4 | 0 | 0.7925 | 0.0880 | 0.1759 |
| | Passer domesticus (alcoh | 4 | 0 | 1.2950 | 0.0185 | 0.0370 |
| | Passer domesticus (skin) | 6 | 0 | 1.2033 | 0.0226 | 0.0554 |
| | Porzana carolina | 4 | 0 | 1.1575 | 0.0229 | 0.0457 |
| | Porzana carolina (alcoho | 1 | 0 | 1.5600 | * | * |
| | Porzana carolina (skin) | 1 | 0 | 1.6500 | * | * |
| | Sitta canadensis | 4 | 0 | 0.6225 | 0.0111 | 0.0222 |
| | Sitta canadensis (alcoho | 3 | 0 | 1.1833 | 0.00333 | 0.00577 |
| | Sitta canadensis (skin) | 1 | 0 | 1.0500 | * | * |
| | Turdus migratorius | 4 | 0 | 1.1425 | 0.0328 | 0.0655 |
| | Turdus migratorius (alco | 3 | 0 | 1.5633 | 0.0463 | 0.0802 |
| | Turdus migratorius (skin | 1 | 0 | 1.7500 | * | * |
| LoPhI,II | Aechmophorus occidental | 5 | 0 | 29.066 | 0.582 | 1.302 |
| | Aechmophorus occidental | 2 | 0 | 21.45 | 1.14 | 1.61 |
| | Anas discors | 4 | 0 | 14.188 | 0.241 | 0.482 |
| | Anas discors (alcohol) | 1 | 0 | 6.7200 | * | * |
| | Anas discors (skin) | 2 | 0 | 9.330 | 0.100 | 0.141 |
| | Ardea alba | 4 | 0 | 39.295 | 0.480 | 0.960 |
| | Ardea alba (skin) | 1 | 0 | 22.610 | * | * |
| | Calidris alba | 4 | 0 | 6.255 | 0.175 | 0.350 |
| | Calidris alba (alcohol) | 3 | 0 | 3.123 | 0.455 | 0.788 |
| | Calidris alba (skin) | 1 | 0 | 3.3700 | * | * |
| | Cepphus columba | 4 | 0 | 15.038 | 0.281 | 0.562 |
| | Chepphus columba (skin) | 1 | 0 | 17.780 | * | * |

| | | | | | | |
|-----------|--------------------------|---|---|--------|--------|--------|
| | Corvus corax | 4 | 0 | 14.818 | 0.241 | 0.483 |
| | Corvus corax (skin) | 1 | 0 | 5.0600 | * | * |
| | Gavia pacifica | 3 | 0 | 42.700 | 0.174 | 0.302 |
| | Gavia pacifica (skin) | 1 | 0 | 27.230 | * | * |
| | Lecucophaeus pipixcan | 4 | 0 | 12.887 | 0.212 | 0.424 |
| | Lecucophaeus pipixcan (s | 1 | 0 | 6.2800 | * | * |
| | Meleagris gallopavo | 4 | 0 | 30.740 | 0.609 | 1.217 |
| | Meleagris gallopovo (ski | 2 | 0 | 16.440 | 0.600 | 0.849 |
| | Molothrus ater | 4 | 0 | 5.662 | 0.140 | 0.279 |
| | Molothrus ater (alcohol) | 2 | 0 | 2.085 | 0.295 | 0.417 |
| | Molothrus ater (skin) | 1 | 0 | 1.9700 | * | * |
| | Passer domesticus | 4 | 0 | 4.057 | 0.388 | 0.776 |
| | Passer domesticus (alcoh | 4 | 0 | 1.8325 | 0.0527 | 0.1053 |
| | Passer domesticus (skin) | 6 | 0 | 1.825 | 0.139 | 0.341 |
| | Porzana carolina | 4 | 0 | 14.908 | 0.264 | 0.529 |
| | Porzana carolina (alcho | 1 | 0 | 10.050 | * | * |
| | Porzana carolina (skin) | 1 | 0 | 12.240 | * | * |
| | Sitta canadensis | 4 | 0 | 3.2400 | 0.0576 | 0.1152 |
| | Sitta canadensis (alcho | 3 | 0 | 1.1333 | 0.0376 | 0.0651 |
| | Sitta canadensis (skin) | 1 | 0 | 1.2000 | * | * |
| | Turdus migratorius | 4 | 0 | 6.205 | 0.198 | 0.397 |
| | Turdus migratorius (alco | 3 | 0 | 2.840 | 0.621 | 1.076 |
| | Turdus migratorius (skin | 1 | 0 | 2.7800 | * | * |
| LoPhII,II | Aechmophorus occidental | 5 | 0 | 23.75 | 1.60 | 3.58 |
| | Aechmophorus occidental | 2 | 0 | 24.24 | 1.34 | 1.90 |
| | Anas discors | 4 | 0 | 10.625 | 0.247 | 0.494 |
| | Anas discors (alcohol) | 1 | 0 | 11.520 | * | * |
| | Anas discors (skin) | 2 | 0 | 10.735 | 0.0750 | 0.106 |
| | Ardea alba | 4 | 0 | 29.292 | 0.909 | 1.819 |
| | Ardea alba (skin) | 1 | 0 | 18.610 | * | * |
| | Calidris alba | 4 | 0 | 4.9075 | 0.0864 | 0.1729 |
| | Calidris alba (alcohol) | 3 | 0 | 3.443 | 0.463 | 0.803 |
| | Calidris alba (skin) | 1 | 0 | 3.0200 | * | * |
| | Cepphus columba | 4 | 0 | 13.170 | 0.276 | 0.553 |
| | Chepphus columba (skin) | 1 | 0 | 12.610 | * | * |
| | Corvus corax | 4 | 0 | 16.055 | 0.299 | 0.598 |
| | Corvus corax (skin) | 1 | 0 | 16.130 | * | * |
| | Gavia pacifica | 2 | 1 | 23.555 | 0.535 | 0.757 |
| | Gavia pacifica (skin) | 1 | 0 | 30.880 | * | * |
| | Lecucophaeus pipixcan | 4 | 0 | 11.333 | 0.0539 | 0.108 |
| | Lecucophaeus pipixcan (s | 1 | 0 | 12.320 | * | * |
| | Meleagris gallopavo | 4 | 0 | 21.720 | 0.523 | 1.046 |
| | Meleagris gallopovo (ski | 2 | 0 | 14.03 | 3.71 | 5.25 |
| | Molothrus ater | 4 | 0 | 6.283 | 0.264 | 0.527 |
| | Molothrus ater (alcohol) | 2 | 0 | 7.935 | 0.255 | 0.361 |
| | Molothrus ater (skin) | 1 | 0 | 4.4200 | * | * |
| | Passer domesticus | 4 | 0 | 4.7850 | 0.0710 | 0.1420 |
| | Passer domesticus (alcoh | 4 | 0 | 5.197 | 0.279 | 0.557 |
| | Passer domesticus (skin) | 6 | 0 | 5.077 | 0.243 | 0.596 |
| | Porzana carolina | 4 | 0 | 11.565 | 0.290 | 0.580 |
| | Porzana carolina (alcho | 1 | 0 | 9.6900 | * | * |
| | Porzana carolina (skin) | 1 | 0 | 9.3400 | * | * |
| | Sitta canadensis | 4 | 0 | 3.7075 | 0.0844 | 0.1688 |
| | Sitta canadensis (alcho | 3 | 0 | 5.090 | 0.310 | 0.538 |
| | Sitta canadensis (skin) | 1 | 0 | 5.3400 | * | * |
| | Turdus migratorius | 4 | 0 | 6.2000 | 0.0986 | 0.1971 |
| | Turdus migratorius (alco | 3 | 0 | 7.587 | 0.132 | 0.228 |
| | Turdus migratorius (skin | 1 | 0 | 4.5200 | * | * |
| LoPhI,III | Aechmophorus occidental | 5 | 0 | 24.834 | 0.545 | 1.219 |
| | Aechmophorus occidental | 2 | 0 | 16.09 | 1.71 | 2.43 |
| | Anas discors | 4 | 0 | 15.070 | 0.238 | 0.476 |

| | | | | | | |
|-------------|--------------------------|---|---|--------|--------|--------|
| | Anas discors (alcohol) | 1 | 0 | 7.8600 | * | * |
| | Anas discors (skin) | 2 | 0 | 9.87 | 1.10 | 1.55 |
| | Ardea alba | 4 | 0 | 35.108 | 0.359 | 0.717 |
| | Ardea alba (skin) | 1 | 0 | 20.130 | * | * |
| | Calidris alba | 4 | 0 | 6.188 | 0.230 | 0.459 |
| | Calidris alba (alcohol) | 3 | 0 | 1.920 | 0.497 | 0.860 |
| | Calidris alba (skin) | 1 | 0 | 1.9900 | * | * |
| | Cepphus columba | 4 | 0 | 16.330 | 0.245 | 0.490 |
| | Chepphus columba (skin) | 1 | 0 | 14.800 | * | * |
| | Corvus corax | 4 | 0 | 13.908 | 0.133 | 0.266 |
| | Corvus corax (skin) | 1 | 0 | 6.9200 | * | * |
| | Gavia pacifica | 3 | 0 | 36.153 | 0.347 | 0.602 |
| | Gavia pacifica (skin) | 1 | 0 | 27.880 | * | * |
| | Lecucophaeus pipixcan | 4 | 0 | 14.680 | 0.385 | 0.770 |
| | Lecucophaeus pipixcan (s | 1 | 0 | 13.030 | * | * |
| | Meleagris gallopavo | 4 | 0 | 33.552 | 0.748 | 1.496 |
| | Meleagris gallopovo (ski | 2 | 0 | 15.63 | 5.44 | 7.69 |
| | Molothrus ater | 4 | 0 | 5.543 | 0.137 | 0.273 |
| | Molothrus ater (alcohol) | 2 | 0 | 1.785 | 0.645 | 0.912 |
| | Molothrus ater (skin) | 0 | 1 | * | * | * |
| | Passer domesticus | 4 | 0 | 4.700 | 0.195 | 0.391 |
| | Passer domesticus (alcoh | 3 | 1 | 1.250 | 0.431 | 0.747 |
| | Passer domesticus (skin) | 6 | 0 | 1.618 | 0.152 | 0.371 |
| | Porzana carolina | 4 | 0 | 14.035 | 0.178 | 0.357 |
| | Porzana carolina (alcho | 1 | 0 | 7.4900 | * | * |
| | Porzana carolina (skin) | 1 | 0 | 10.380 | * | * |
| | Sitta canadensis | 4 | 0 | 3.490 | 0.140 | 0.280 |
| | Sitta canadensis (alcho | 3 | 0 | 0.643 | 0.238 | 0.413 |
| | Sitta canadensis (skin) | 1 | 0 | 2.4100 | * | * |
| | Turdus migratorius | 4 | 0 | 6.717 | 0.211 | 0.422 |
| | Turdus migratorius (alco | 3 | 0 | 1.2433 | 0.0751 | 0.1301 |
| | Turdus migratorius (skin | 1 | 0 | 2.5300 | * | * |
| LoPhII, III | Aechmophorus occidental | 5 | 0 | 18.532 | 0.512 | 1.146 |
| | Aechmophorus occidental | 2 | 0 | 17.350 | 0.880 | 1.245 |
| | Anas discors | 4 | 0 | 10.435 | 0.363 | 0.726 |
| | Anas discors (alcohol) | 1 | 0 | 5.3800 | * | * |
| | Anas discors (skin) | 2 | 0 | 6.75 | 1.76 | 2.50 |
| | Ardea alba | 4 | 0 | 37.413 | 0.496 | 0.992 |
| | Ardea alba (skin) | 1 | 0 | 24.400 | * | * |
| | Calidris alba | 4 | 0 | 4.5825 | 0.0863 | 0.1725 |
| | Calidris alba (alcohol) | 3 | 0 | 2.033 | 0.159 | 0.276 |
| | Calidris alba (skin) | 1 | 0 | 1.8300 | * | * |
| | Cepphus columba | 4 | 0 | 12.085 | 0.110 | 0.220 |
| | Chepphus columba (skin) | 1 | 0 | 10.250 | * | * |
| | Corvus corax | 4 | 0 | 13.650 | 0.269 | 0.539 |
| | Corvus corax (skin) | 1 | 0 | 5.7900 | * | * |
| | Gavia pacifica | 3 | 0 | 22.880 | 0.264 | 0.456 |
| | Gavia pacifica (skin) | 1 | 0 | 24.370 | * | * |
| | Lecucophaeus pipixcan | 4 | 0 | 9.535 | 0.185 | 0.370 |
| | Lecucophaeus pipixcan (s | 1 | 0 | 7.0100 | * | * |
| | Meleagris gallopavo | 4 | 0 | 24.453 | 0.361 | 0.721 |
| | Meleagris gallopovo (ski | 2 | 0 | 12.27 | 5.66 | 8.01 |
| | Molothrus ater | 4 | 0 | 5.472 | 0.189 | 0.378 |
| | Molothrus ater (alcohol) | 2 | 0 | 3.140 | 0.270 | 0.382 |
| | Molothrus ater (skin) | 1 | 0 | 5.0100 | * | * |
| | Passer domesticus | 4 | 0 | 4.8100 | 0.0780 | 0.1560 |
| | Passer domesticus (alcoh | 4 | 0 | 2.648 | 0.164 | 0.328 |
| | Passer domesticus (skin) | 6 | 0 | 3.220 | 0.285 | 0.699 |
| | Porzana carolina | 4 | 0 | 10.345 | 0.271 | 0.542 |
| | Porzana carolina (alcho | 1 | 0 | 7.7200 | * | * |
| | Porzana carolina (skin) | 1 | 0 | 8.6300 | * | * |
| | Sitta canadensis | 4 | 0 | 3.7050 | 0.0307 | 0.0614 |

| | | | | | | |
|-------------|--------------------------|---|---|--------|--------|--------|
| | Sitta canadensis (alcho | 3 | 0 | 3.963 | 0.291 | 0.503 |
| | Sitta canadensis (skin) | 1 | 0 | 1.8400 | * | * |
| | Turdus migratorius | 4 | 0 | 7.098 | 0.187 | 0.375 |
| | Turdus migratorius (alco | 3 | 0 | 5.123 | 0.258 | 0.446 |
| | Turdus migratorius (skin | 1 | 0 | 4.2300 | * | * |
| LoPhIII,III | Aechmophorus occidental | 5 | 0 | 17.362 | 0.748 | 1.672 |
| | Aechmophorus occidental | 2 | 0 | 17.535 | 0.825 | 1.167 |
| | Anas discors | 4 | 0 | 8.545 | 0.273 | 0.547 |
| | Anas discors (alcohol) | 1 | 0 | 11.950 | * | * |
| | Anas discors (skin) | 2 | 0 | 12.21 | 1.84 | 2.60 |
| | Ardea alba | 4 | 0 | 26.015 | 0.778 | 1.556 |
| | Ardea alba (skin) | 1 | 0 | 14.430 | * | * |
| | Calidris alba | 4 | 0 | 3.5775 | 0.0822 | 0.1644 |
| | Calidris alba (alcohol) | 3 | 0 | 2.503 | 0.122 | 0.212 |
| | Calidris alba (skin) | 1 | 0 | 1.8500 | * | * |
| | Cepphus columba | 4 | 0 | 10.885 | 0.253 | 0.505 |
| | Chepphus columba (skin) | 1 | 0 | 14.690 | * | * |
| | Corvus corax | 4 | 0 | 16.108 | 0.184 | 0.367 |
| | Corvus corax (skin) | 1 | 0 | 20.030 | * | * |
| | Gavia pacifica | 3 | 0 | 20.163 | 0.292 | 0.505 |
| | Gavia pacifica (skin) | 1 | 0 | 31.700 | * | * |
| | Lecucophaeus pipixcan | 4 | 0 | 7.803 | 0.279 | 0.558 |
| | Lecucophaeus pipixcan (s | 1 | 0 | 8.8800 | * | * |
| | Meleagris gallopavo | 4 | 0 | 19.355 | 0.473 | 0.947 |
| | Meleagris gallopovo (ski | 2 | 0 | 12.53 | 4.73 | 6.69 |
| | Molothrus ater | 4 | 0 | 6.065 | 0.319 | 0.639 |
| | Molothrus ater (alcohol) | 2 | 0 | 8.900 | 0.220 | 0.311 |
| | Molothrus ater (skin) | 1 | 0 | 8.2400 | * | * |
| | Passer domesticus | 4 | 0 | 5.258 | 0.154 | 0.309 |
| | Passer domesticus (alcoh | 4 | 0 | 6.558 | 0.225 | 0.451 |
| | Passer domesticus (skin) | 6 | 0 | 6.610 | 0.253 | 0.620 |
| | Porzana carolina | 4 | 0 | 9.407 | 0.278 | 0.557 |
| | Porzana carolina (alcho | 1 | 0 | 8.5100 | * | * |
| | Porzana carolina (skin) | 1 | 0 | 7.9500 | * | * |
| | Sitta canadensis | 4 | 0 | 4.4375 | 0.0960 | 0.1921 |
| | Sitta canadensis (alcho | 3 | 0 | 7.107 | 0.104 | 0.180 |
| | Sitta canadensis (skin) | 1 | 0 | 6.2300 | * | * |
| | Turdus migratorius | 4 | 0 | 7.3650 | 0.0887 | 0.1775 |
| | Turdus migratorius (alco | 3 | 0 | 9.700 | 0.148 | 0.256 |
| | Turdus migratorius (skin | 1 | 0 | 6.0500 | * | * |
| LoPhI,IV | Aechmophorus occidental | 5 | 0 | 25.526 | 0.514 | 1.149 |
| | Aechmophorus occidental | 2 | 0 | 24.24 | 1.91 | 2.70 |
| | Anas discors | 4 | 0 | 11.950 | 0.233 | 0.466 |
| | Anas discors (alcohol) | 1 | 0 | 7.3500 | * | * |
| | Anas discors (skin) | 2 | 0 | 7.53 | 1.19 | 1.68 |
| | Ardea alba | 4 | 0 | 28.005 | 0.631 | 1.262 |
| | Ardea alba (skin) | 1 | 0 | 14.990 | * | * |
| | Calidris alba | 4 | 0 | 4.803 | 0.148 | 0.297 |
| | Calidris alba (alcohol) | 3 | 0 | 1.977 | 0.450 | 0.780 |
| | Calidris alba (skin) | 1 | 0 | 2.9600 | * | * |
| | Cepphus columba | 4 | 0 | 12.922 | 0.157 | 0.314 |
| | Chepphus columba (skin) | 1 | 0 | 9.2000 | * | * |
| | Corvus corax | 4 | 0 | 8.938 | 0.196 | 0.393 |
| | Corvus corax (skin) | 0 | 1 | * | * | * |
| | Gavia pacifica | 3 | 0 | 30.703 | 0.250 | 0.432 |
| | Gavia pacifica (skin) | 1 | 0 | 24.780 | * | * |
| | Lecucophaeus pipixcan | 4 | 0 | 10.608 | 0.265 | 0.531 |
| | Lecucophaeus pipixcan (s | 1 | 0 | 10.770 | * | * |
| | Meleagris gallopavo | 4 | 0 | 23.623 | 0.448 | 0.896 |
| | Meleagris gallopovo (ski | 2 | 0 | 5.96 | 2.03 | 2.88 |
| | Molothrus ater | 4 | 0 | 3.212 | 0.164 | 0.328 |

| | | | | | | |
|-------------|---------------------------|---|---|---------|---------|--------|
| | Molothrus ater (alcohol) | 2 | 0 | 1.535 | 0.105 | 0.148 |
| | Molothrus ater (skin) | 0 | 1 | * | * | * |
| | Passer domesticus | 4 | 0 | 2.530 | 0.164 | 0.329 |
| | Passer domesticus (alcoh) | 3 | 1 | 0.967 | 0.126 | 0.218 |
| | Passer domesticus (skin) | 0 | 6 | * | * | * |
| | Porzana carolina | 4 | 0 | 10.657 | 0.158 | 0.316 |
| | Porzana carolina (alcoho) | 1 | 0 | 6.6000 | * | * |
| | Porzana carolina (skin) | 1 | 0 | 6.5800 | * | * |
| | Sitta canadensis | 4 | 0 | 2.353 | 0.142 | 0.284 |
| | Sitta canadensis (alcoho) | 3 | 0 | 0.600 | 0.153 | 0.265 |
| | Sitta canadensis (skin) | 1 | 0 | 0.87000 | * | * |
| | Turdus migratorius | 4 | 0 | 3.650 | 0.274 | 0.549 |
| | Turdus migratorius (alco) | 3 | 0 | 1.397 | 0.113 | 0.196 |
| | Turdus migratorius (skin) | 1 | 0 | 2.3800 | * | * |
| LoPhII, IV | Aechmophorus occidental | 5 | 0 | 13.482 | 0.466 | 1.041 |
| | Aechmophorus occidental | 2 | 0 | 13.805 | 0.505 | 0.714 |
| | Anas discors | 4 | 0 | 8.232 | 0.358 | 0.717 |
| | Anas discors (alcohol) | 1 | 0 | 5.3700 | * | * |
| | Anas discors (skin) | 2 | 0 | 7.35 | 1.26 | 1.79 |
| | Ardea alba | 4 | 0 | 22.872 | 0.462 | 0.925 |
| | Ardea alba (skin) | 1 | 0 | 12.900 | * | * |
| | Calidris alba | 4 | 0 | 3.413 | 0.113 | 0.226 |
| | Calidris alba (alcohol) | 3 | 0 | 1.603 | 0.123 | 0.214 |
| | Calidris alba (skin) | 1 | 0 | 1.1400 | * | * |
| | Cepphus columba | 4 | 0 | 9.1575 | 0.0781 | 0.1563 |
| | Chepphus columba (skin) | 1 | 0 | 9.6200 | * | * |
| | Corvus corax | 4 | 0 | 7.863 | 0.157 | 0.314 |
| | Corvus corax (skin) | 1 | 0 | 8.2500 | * | * |
| | Gavia pacifica | 3 | 0 | 18.233 | 0.0994 | 0.172 |
| | Gavia pacifica (skin) | 1 | 0 | 15.230 | * | * |
| | Lecucophaeus pipixcan | 4 | 0 | 7.335 | 0.176 | 0.352 |
| | Lecucophaeus pipixcan (s) | 1 | 0 | 7.2400 | * | * |
| | Meleagris gallopavo | 4 | 0 | 14.267 | 0.373 | 0.746 |
| | Meleagris gallopovo (ski) | 2 | 0 | 10.470 | 0.750 | 1.061 |
| | Molothrus ater | 4 | 0 | 2.875 | 0.143 | 0.286 |
| | Molothrus ater (alcohol) | 2 | 0 | 2.0700 | 0.0800 | 0.1131 |
| | Molothrus ater (skin) | 1 | 0 | 2.3100 | * | * |
| | Passer domesticus | 4 | 0 | 2.470 | 0.114 | 0.228 |
| | Passer domesticus (alcoh) | 4 | 0 | 2.023 | 0.182 | 0.365 |
| | Passer domesticus (skin) | 6 | 0 | 2.332 | 0.102 | 0.249 |
| | Porzana carolina | 4 | 0 | 6.897 | 0.143 | 0.285 |
| | Porzana carolina (alcoho) | 1 | 0 | 3.6100 | * | * |
| | Porzana carolina (skin) | 1 | 0 | 4.8500 | * | * |
| | Sitta canadensis | 4 | 0 | 1.8700 | 0.00816 | 0.0163 |
| | Sitta canadensis (alcoho) | 3 | 0 | 1.3233 | 0.0273 | 0.0473 |
| | Sitta canadensis (skin) | 1 | 0 | 1.6100 | * | * |
| | Turdus migratorius | 4 | 0 | 3.893 | 0.293 | 0.586 |
| | Turdus migratorius (alco) | 3 | 0 | 2.377 | 0.102 | 0.176 |
| | Turdus migratorius (skin) | 1 | 0 | 2.5700 | * | * |
| LoPhIII, IV | Aechmophorus occidental | 5 | 0 | 13.024 | 0.512 | 1.145 |
| | Aechmophorus occidental | 2 | 0 | 9.415 | 0.385 | 0.544 |
| | Anas discors | 4 | 0 | 6.245 | 0.411 | 0.822 |
| | Anas discors (alcohol) | 1 | 0 | 5.3000 | * | * |
| | Anas discors (skin) | 2 | 0 | 5.570 | 0.200 | 0.283 |
| | Ardea alba | 4 | 0 | 19.093 | 0.343 | 0.685 |
| | Ardea alba (skin) | 1 | 0 | 11.300 | * | * |
| | Calidris alba | 4 | 0 | 2.7100 | 0.0687 | 0.1374 |
| | Calidris alba (alcohol) | 3 | 0 | 1.2133 | 0.0784 | 0.1358 |
| | Calidris alba (skin) | 1 | 0 | 1.2600 | * | * |
| | Cepphus columba | 4 | 0 | 8.887 | 0.193 | 0.387 |
| | Chepphus columba (skin) | 1 | 0 | 8.7500 | * | * |

| | | | | | | |
|-------------|--------------------------|---|---|--------|--------|--------|
| | Corvus corax | 4 | 0 | 8.268 | 0.214 | 0.428 |
| | Corvus corax (skin) | 1 | 0 | 5.9700 | * | * |
| | Gavia pacifica | 3 | 0 | 16.697 | 0.303 | 0.525 |
| | Gavia pacifica (skin) | 1 | 0 | 16.880 | * | * |
| | Lecucophaeus pipixcan | 4 | 0 | 6.7900 | 0.0708 | 0.1417 |
| | Lecucophaeus pipixcan (s | 1 | 0 | 7.0900 | * | * |
| | Meleagris gallopavo | 4 | 0 | 11.952 | 0.514 | 1.028 |
| | Meleagris gallopovo (ski | 2 | 0 | 7.770 | 0.750 | 1.061 |
| | Molothrus ater | 4 | 0 | 3.033 | 0.164 | 0.329 |
| | Molothrus ater (alcohol) | 2 | 0 | 2.455 | 0.325 | 0.460 |
| | Molothrus ater (skin) | 1 | 0 | 2.3000 | * | * |
| | Passer domesticus | 4 | 0 | 2.6050 | 0.0838 | 0.1676 |
| | Passer domesticus (alcoh | 4 | 0 | 1.773 | 0.135 | 0.270 |
| | Passer domesticus (skin) | 6 | 0 | 1.8517 | 0.0863 | 0.2115 |
| | Porzana carolina | 4 | 0 | 5.555 | 0.255 | 0.511 |
| | Porzana carolina (alcho | 1 | 0 | 3.1900 | * | * |
| | Porzana carolina (skin) | 1 | 0 | 3.6600 | * | * |
| | Sitta canadensis | 4 | 0 | 2.245 | 0.113 | 0.227 |
| | Sitta canadensis (alcho | 3 | 0 | 2.063 | 0.258 | 0.446 |
| | Sitta canadensis (skin) | 1 | 0 | 1.6100 | * | * |
| | Turdus migratorius | 4 | 0 | 3.407 | 0.264 | 0.527 |
| | Turdus migratorius (alco | 3 | 0 | 2.6167 | 0.0706 | 0.1222 |
| | Turdus migratorius (skin | 1 | 0 | 2.5600 | * | * |
| LoPhIV, IV | Aechmophorus occidental | 5 | 0 | 16.77 | 1.01 | 2.25 |
| | Aechmophorus occidental | 2 | 0 | 15.09 | 2.48 | 3.50 |
| | Anas discors | 4 | 0 | 6.777 | 0.242 | 0.484 |
| | Anas discors (alcohol) | 1 | 0 | 8.4500 | * | * |
| | Anas discors (skin) | 2 | 0 | 7.400 | 0.140 | 0.198 |
| | Ardea alba | 4 | 0 | 16.383 | 0.419 | 0.839 |
| | Ardea alba (skin) | 1 | 0 | 6.4000 | * | * |
| | Calidris alba | 4 | 0 | 2.4725 | 0.0760 | 0.1520 |
| | Calidris alba (alcohol) | 3 | 0 | 1.6333 | 0.0167 | 0.0289 |
| | Calidris alba (skin) | 1 | 0 | 1.3700 | * | * |
| | Cepphus columba | 4 | 0 | 9.378 | 0.427 | 0.854 |
| | Chepphus columba (skin) | 1 | 0 | 10.320 | * | * |
| | Corvus corax | 4 | 0 | 9.705 | 0.210 | 0.420 |
| | Corvus corax (skin) | 1 | 0 | 12.120 | * | * |
| | Gavia pacifica | 3 | 0 | 19.347 | 0.258 | 0.446 |
| | Gavia pacifica (skin) | 1 | 0 | 24.040 | * | * |
| | Lecucophaeus pipixcan | 4 | 0 | 6.1200 | 0.0850 | 0.1701 |
| | Lecucophaeus pipixcan (s | 1 | 0 | 5.5800 | * | * |
| | Meleagris gallopavo | 4 | 0 | 13.588 | 0.491 | 0.982 |
| | Meleagris gallopovo (ski | 2 | 0 | 12.48 | 7.41 | 10.48 |
| | Molothrus ater | 4 | 0 | 4.070 | 0.147 | 0.294 |
| | Molothrus ater (alcohol) | 2 | 0 | 5.440 | 0.490 | 0.693 |
| | Molothrus ater (skin) | 1 | 0 | 5.2500 | * | * |
| | Passer domesticus | 4 | 0 | 2.5750 | 0.0998 | 0.1996 |
| | Passer domesticus (alcoh | 4 | 0 | 3.517 | 0.184 | 0.367 |
| | Passer domesticus (skin) | 6 | 0 | 3.462 | 0.275 | 0.673 |
| | Porzana carolina | 4 | 0 | 6.477 | 0.202 | 0.404 |
| | Porzana carolina (alcho | 1 | 0 | 4.7900 | * | * |
| | Porzana carolina (skin) | 1 | 0 | 4.8700 | * | * |
| | Sitta canadensis | 4 | 0 | 3.0850 | 0.0260 | 0.0520 |
| | Sitta canadensis (alcho | 3 | 0 | 4.847 | 0.191 | 0.330 |
| | Sitta canadensis (skin) | 1 | 0 | 4.8600 | * | * |
| | Turdus migratorius | 4 | 0 | 3.485 | 0.283 | 0.566 |
| | Turdus migratorius (alco | 3 | 0 | 5.670 | 0.327 | 0.567 |
| | Turdus migratorius (skin | 1 | 0 | 3.0800 | * | * |
| Foot Length | Aechmophorus occidental | 5 | 0 | 74.21 | 2.06 | 4.60 |
| | Aechmophorus occidental | 2 | 0 | 81.52 | 2.60 | 3.68 |
| | Anas discors | 4 | 0 | 39.98 | 1.30 | 2.60 |

| | | | | | | |
|-------|--------------------------|---|---|--------|-------|-------|
| | Anas discors (alcohol) | 1 | 0 | 41.730 | * | * |
| | Anas discors (skin) | 2 | 0 | 41.650 | 0.790 | 1.117 |
| | Ardea alba | 4 | 0 | 108.37 | 1.41 | 2.82 |
| | Ardea alba (skin) | 1 | 0 | 92.220 | * | * |
| | Calidris alba | 3 | 1 | 16.927 | 0.579 | 1.003 |
| | Calidris alba (alcohol) | 3 | 0 | 17.720 | 0.124 | 0.215 |
| | Calidris alba (skin) | 1 | 0 | 18.140 | * | * |
| | Cepphus columba | 4 | 0 | 45.618 | 0.446 | 0.892 |
| | Chepphus columba (skin) | 1 | 0 | 46.250 | * | * |
| | Corvus corax | 4 | 0 | 48.875 | 0.605 | 1.210 |
| | Corvus corax (skin) | 1 | 0 | 48.900 | * | * |
| | Gavia pacifica | 3 | 0 | 94.84 | 1.35 | 2.34 |
| | Gavia pacifica (skin) | 1 | 0 | 102.80 | * | * |
| | Lecucophaeus pipixcan | 4 | 0 | 38.69 | 1.07 | 2.14 |
| | Lecucophaeus pipixcan (s | 1 | 0 | 38.360 | * | * |
| | Meleagris gallopavo | 4 | 0 | 100.58 | 1.57 | 3.14 |
| | Meleagris gallopovo (ski | 2 | 0 | 77.75 | 3.42 | 4.84 |
| | Molothrus ater | 3 | 1 | 19.347 | 0.847 | 1.467 |
| | Molothrus ater (alcohol) | 2 | 0 | 20.035 | 0.325 | 0.460 |
| | Molothrus ater (skin) | 1 | 0 | 18.370 | * | * |
| | Passer domesticus | 2 | 2 | 13.475 | 0.835 | 1.181 |
| | Passer domesticus (alcoh | 4 | 0 | 15.918 | 0.851 | 1.703 |
| | Passer domesticus (skin) | 5 | 1 | 15.846 | 0.314 | 0.701 |
| | Porzana carolina | 4 | 0 | 38.712 | 0.682 | 1.364 |
| | Porzana carolina (alcho | 1 | 0 | 38.880 | * | * |
| | Porzana carolina (skin) | 1 | 0 | 41.360 | * | * |
| | Sitta canadensis | 4 | 0 | 12.910 | 0.319 | 0.638 |
| | Sitta canadensis (alcho | 3 | 0 | 15.340 | 0.465 | 0.805 |
| | Sitta canadensis (skin) | 1 | 0 | 15.600 | * | * |
| | Turdus migratorius | 4 | 0 | 22.325 | 0.423 | 0.846 |
| | Turdus migratorius (alco | 3 | 0 | 23.877 | 0.344 | 0.596 |
| | Turdus migratorius (skin | 1 | 0 | 18.770 | * | * |
| Lotmt | Aechmophorus occidental | 5 | 0 | 75.08 | 2.05 | 4.59 |
| | Aechmophorus occidental | 2 | 0 | 78.61 | 1.48 | 2.10 |
| | Anas discors | 4 | 0 | 30.385 | 0.436 | 0.873 |
| | Anas discors (alcohol) | 1 | 0 | 34.260 | * | * |
| | Anas discors (skin) | 2 | 0 | 33.72 | 1.89 | 2.68 |
| | Ardea alba | 4 | 0 | 158.36 | 5.01 | 10.01 |
| | Ardea alba (skin) | 1 | 0 | 147.11 | * | * |
| | Calidris alba | 4 | 0 | 26.025 | 0.778 | 1.556 |
| | Calidris alba (alcohol) | 3 | 0 | 25.113 | 0.238 | 0.412 |
| | Calidris alba (skin) | 1 | 0 | 26.060 | * | * |
| | Cepphus columba | 4 | 0 | 34.820 | 0.266 | 0.531 |
| | Chepphus columba (skin) | 1 | 0 | 45.100 | * | * |
| | Corvus corax | 4 | 0 | 67.63 | 1.21 | 2.42 |
| | Corvus corax (skin) | 1 | 0 | 81.000 | * | * |
| | Gavia pacifica | 3 | 0 | 72.847 | 0.544 | 0.942 |
| | Gavia pacifica (skin) | 1 | 0 | 84.440 | * | * |
| | Lecucophaeus pipixcan | 4 | 0 | 43.807 | 0.885 | 1.770 |
| | Lecucophaeus pipixcan (s | 1 | 0 | 48.200 | * | * |
| | Meleagris gallopavo | 4 | 0 | 166.40 | 3.60 | 7.20 |
| | Meleagris gallopovo (ski | 2 | 0 | 138.0 | 10.0 | 14.2 |
| | Molothrus ater | 4 | 0 | 25.170 | 0.744 | 1.488 |
| | Molothrus ater (alcohol) | 2 | 0 | 29.180 | 0.700 | 0.990 |
| | Molothrus ater (skin) | 1 | 0 | 32.630 | * | * |
| | Passer domesticus | 4 | 0 | 19.058 | 0.195 | 0.389 |
| | Passer domesticus (alcoh | 4 | 0 | 19.607 | 0.362 | 0.724 |
| | Passer domesticus (skin) | 5 | 1 | 21.472 | 0.351 | 0.785 |
| | Porzana carolina | 4 | 0 | 33.295 | 0.680 | 1.360 |
| | Porzana carolina (alcho | 0 | 1 | * | * | * |
| | Porzana carolina (skin) | 1 | 0 | 34.930 | * | * |
| | Sitta canadensis | 4 | 0 | 15.810 | 0.135 | 0.269 |

| | | | | | | |
|------------|--------------------------|---|---|--------|--------|--------|
| | Sitta canadensis (alcho | 3 | 0 | 17.68 | 1.26 | 2.18 |
| | Sitta canadensis (skin) | 1 | 0 | 22.300 | * | * |
| | Turdus migratorius | 4 | 0 | 33.325 | 0.291 | 0.582 |
| | Turdus migratorius (alco | 3 | 0 | 33.21 | 3.66 | 6.34 |
| | Turdus migratorius (skin | 1 | 0 | 32.800 | * | * |
| Wotmt@prox | Aechmophorus occidental | 5 | 0 | 12.276 | 0.247 | 0.552 |
| | Aechmophorus occidental | 2 | 0 | 13.140 | 0.410 | 0.580 |
| | Anas discors | 4 | 0 | 6.005 | 0.151 | 0.302 |
| | Anas discors (alcohol) | 1 | 0 | 7.6000 | * | * |
| | Anas discors (skin) | 2 | 0 | 7.280 | 0.120 | 0.170 |
| | Ardea alba | 4 | 0 | 12.340 | 0.340 | 0.680 |
| | Ardea alba (skin) | 1 | 0 | 14.140 | * | * |
| | Calidris alba | 4 | 0 | 3.7675 | 0.0470 | 0.0939 |
| | Calidris alba (alcohol) | 3 | 0 | 3.823 | 0.223 | 0.387 |
| | Calidris alba (skin) | 1 | 0 | 3.6000 | * | * |
| | Cepphus columba | 4 | 0 | 7.2050 | 0.0723 | 0.1446 |
| | Cepphus columba (skin) | 1 | 0 | 7.9600 | * | * |
| | Corvus corax | 4 | 0 | 12.100 | 0.170 | 0.340 |
| | Corvus corax (skin) | 1 | 0 | 16.210 | * | * |
| | Gavia pacifica | 3 | 0 | 12.253 | 0.0736 | 0.127 |
| | Gavia pacifica (skin) | 1 | 0 | 14.780 | * | * |
| | Lecucophaeus pipixcan | 4 | 0 | 6.7550 | 0.0413 | 0.0827 |
| | Lecucophaeus pipixcan (s | 1 | 0 | 5.4300 | * | * |
| | Meleagris gallopavo | 4 | 0 | 24.468 | 0.391 | 0.781 |
| | Meleagris gallopovo (ski | 1 | 1 | 22.380 | * | * |
| | Molothrus ater | 4 | 0 | 3.305 | 0.153 | 0.305 |
| | Molothrus ater (alcohol) | 2 | 0 | 3.775 | 0.235 | 0.332 |
| | Molothrus ater (skin) | 1 | 0 | 3.6100 | * | * |
| | Passer domesticus | 4 | 0 | 2.8250 | 0.0323 | 0.0645 |
| | Passer domesticus (alcoh | 4 | 0 | 2.920 | 0.184 | 0.367 |
| | Passer domesticus (skin) | 5 | 1 | 2.734 | 0.197 | 0.440 |
| | Porzana carolina | 4 | 0 | 4.3725 | 0.0857 | 0.1713 |
| | Porzana carolina (alcho | 1 | 0 | 5.2000 | * | * |
| | Porzana carolina (skin) | 1 | 0 | 4.8000 | * | * |
| | Sitta canadensis | 4 | 0 | 2.1150 | 0.0425 | 0.0850 |
| | Sitta canadensis (alcho | 3 | 0 | 2.690 | 0.102 | 0.177 |
| | Sitta canadensis (skin) | 1 | 0 | 1.8100 | * | * |
| | Turdus migratorius | 4 | 0 | 4.2225 | 0.0898 | 0.1797 |
| | Turdus migratorius (alco | 3 | 0 | 4.267 | 0.346 | 0.599 |
| | Turdus migratorius (skin | 1 | 0 | 4.7600 | * | * |
| Wotmt@cond | Aechmophorus occidental | 5 | 0 | 9.374 | 0.207 | 0.464 |
| | Aechmophorus occidental | 2 | 0 | 10.185 | 0.555 | 0.785 |
| | Anas discors | 4 | 0 | 6.005 | 0.241 | 0.482 |
| | Anas discors (alcohol) | 1 | 0 | 6.9000 | * | * |
| | Anas discors (skin) | 2 | 0 | 6.560 | 0.250 | 0.354 |
| | Ardea alba | 4 | 0 | 13.665 | 0.231 | 0.462 |
| | Ardea alba (skin) | 1 | 0 | 17.000 | * | * |
| | Calidris alba | 4 | 0 | 3.6100 | 0.0722 | 0.1445 |
| | Calidris alba (alcohol) | 3 | 0 | 3.973 | 0.202 | 0.350 |
| | Calidris alba (skin) | 1 | 0 | 4.2300 | * | * |
| | Cepphus columba | 4 | 0 | 6.718 | 0.178 | 0.356 |
| | Cepphus columba (skin) | 1 | 0 | 7.4400 | * | * |
| | Corvus corax | 4 | 0 | 8.7700 | 0.0871 | 0.1742 |
| | Corvus corax (skin) | 1 | 0 | 13.230 | * | * |
| | Gavia pacifica | 3 | 0 | 9.210 | 0.302 | 0.523 |
| | Gavia pacifica (skin) | 1 | 0 | 10.250 | * | * |
| | Lecucophaeus pipixcan | 4 | 0 | 6.107 | 0.175 | 0.349 |
| | Lecucophaeus pipixcan (s | 1 | 0 | 6.1300 | * | * |
| | Meleagris gallopavo | 4 | 0 | 23.373 | 0.413 | 0.827 |
| | Meleagris gallopovo (ski | 2 | 0 | 23.975 | 0.705 | 0.997 |
| | Molothrus ater | 4 | 0 | 3.035 | 0.415 | 0.830 |

| | | | | | |
|---------------------------|---|---|--------|--------|--------|
| Molothrus ater (alcohol) | 2 | 0 | 4.8550 | 0.0150 | 0.0212 |
| Molothrus ater (skin) | 1 | 0 | 3.9000 | * | * |
| Passer domesticus | 4 | 0 | 2.1950 | 0.0403 | 0.0806 |
| Passer domesticus (alcoh) | 4 | 0 | 2.828 | 0.493 | 0.985 |
| Passer domesticus (skin) | 5 | 1 | 3.252 | 0.123 | 0.275 |
| Porzana carolina | 4 | 0 | 4.585 | 0.162 | 0.323 |
| Porzana carolina (alcho | 1 | 0 | 5.5100 | * | * |
| Porzana carolina (skin) | 1 | 0 | 5.5300 | * | * |
| Sitta canadensis | 4 | 0 | 1.6025 | 0.0359 | 0.0718 |
| Sitta canadensis (alcho | 3 | 0 | 3.563 | 0.208 | 0.361 |
| Sitta canadensis (skin) | 1 | 0 | 3.7500 | * | * |
| Turdus migratorius | 4 | 0 | 3.795 | 0.297 | 0.594 |
| Turdus migratorius (alco | 3 | 0 | 4.390 | 0.106 | 0.183 |
| Turdus migratorius (skin | 1 | 0 | 4.5000 | * | * |

General Linear Model: LoDII, LoDIII, ... versus Name

| Factor | Type | Levels | Values |
|--------|-------|--------|---|
| Name | fixed | 2 | Aechmophorus occidentalis, Aechmophorus occidentalis (skin) |

Analysis of Variance for LoDII, using Adjusted SS for Tests

| Source | DF | Seq SS | Adj SS | Adj MS | F | P |
|--------|----|--------|--------|--------|------|-------|
| Name | 1 | 43.972 | 43.972 | 43.972 | 4.42 | 0.089 |
| Error | 5 | 49.691 | 49.691 | 9.938 | | |
| Total | 6 | 93.663 | | | | |

S = 3.15250 R-Sq = 46.95% R-Sq(adj) = 36.34%

Analysis of Variance for LoDIII, using Adjusted SS for Tests

| Source | DF | Seq SS | Adj SS | Adj MS | F | P |
|--------|----|--------|--------|--------|------|-------|
| Name | 1 | 5.294 | 5.294 | 5.294 | 0.60 | 0.473 |
| Error | 5 | 43.977 | 43.977 | 8.795 | | |
| Total | 6 | 49.271 | | | | |

S = 2.96572 R-Sq = 10.74% R-Sq(adj) = 0.00%

Analysis of Variance for LoDIV, using Adjusted SS for Tests

| Source | DF | Seq SS | Adj SS | Adj MS | F | P |
|--------|----|--------|--------|--------|------|-------|
| Name | 1 | 9.14 | 9.14 | 9.14 | 0.61 | 0.472 |
| Error | 5 | 75.50 | 75.50 | 15.10 | | |
| Total | 6 | 84.64 | | | | |

S = 3.88588 R-Sq = 10.80% R-Sq(adj) = 0.00%

Analysis of Variance for W@Pjoint II, using Adjusted SS for Tests

| Source | DF | Seq SS | Adj SS | Adj MS | F | P |
|--------|----|--------|--------|--------|------|-------|
| Name | 1 | 0.0618 | 0.0618 | 0.0618 | 0.14 | 0.725 |
| Error | 5 | 2.2231 | 2.2231 | 0.4446 | | |
| Total | 6 | 2.2849 | | | | |

S = 0.666795 R-Sq = 2.70% R-Sq(adj) = 0.00%

Unusual Observations for W@Pjoint II

| Obs | W@Pjoint II | Fit | SE Fit | Residual | St Resid |
|-----|-------------|---------|---------|----------|----------|
| 6 | 5.35000 | 4.37000 | 0.47150 | 0.98000 | 2.08 R |
| 7 | 3.39000 | 4.37000 | 0.47150 | -0.98000 | -2.08 R |

R denotes an observation with a large standardized residual.

Analysis of Variance for W@Pjoint III, using Adjusted SS for Tests

| Source | DF | Seq SS | Adj SS | Adj MS | F | P |
|--------|----|--------|--------|--------|-------|-------|
| Name | 1 | 5.0922 | 5.0922 | 5.0922 | 48.94 | 0.001 |
| Error | 5 | 0.5203 | 0.5203 | 0.1041 | | |
| Total | 6 | 5.6125 | | | | |

S = 0.322577 R-Sq = 90.73% R-Sq(adj) = 88.88%

Analysis of Variance for W@Pjoint IV, using Adjusted SS for Tests

| Source | DF | Seq SS | Adj SS | Adj MS | F | P |
|--------|----|--------|--------|--------|------|-------|
| Name | 1 | 0.2932 | 0.2932 | 0.2932 | 1.85 | 0.232 |
| Error | 5 | 0.7911 | 0.7911 | 0.1582 | | |
| Total | 6 | 1.0843 | | | | |

S = 0.397776 R-Sq = 27.04% R-Sq(adj) = 12.44%

Analysis of Variance for W@2joint III, using Adjusted SS for Tests

| Source | DF | Seq SS | Adj SS | Adj MS | F | P |
|--------|----|--------|--------|--------|------|-------|
| Name | 1 | 0.0000 | 0.0000 | 0.0000 | 0.00 | 0.994 |
| Error | 5 | 3.2071 | 3.2071 | 0.6414 | | |
| Total | 6 | 3.2071 | | | | |

S = 0.800881 R-Sq = 0.00% R-Sq(adj) = 0.00%

Unusual Observations for W@2joint III

| Obs | W@2joint III | Fit | SE Fit | Residual | St Resid |
|-----|--------------|---------|---------|----------|----------|
| 6 | 6.00000 | 4.81500 | 0.56631 | 1.18500 | 2.09 R |
| 7 | 3.63000 | 4.81500 | 0.56631 | -1.18500 | -2.09 R |

R denotes an observation with a large standardized residual.

Analysis of Variance for W@2joint IV, using Adjusted SS for Tests

| Source | DF | Seq SS | Adj SS | Adj MS | F | P |
|--------|----|--------|--------|--------|------|-------|
| Name | 1 | 0.8736 | 0.8736 | 0.8736 | 3.73 | 0.111 |
| Error | 5 | 1.1719 | 1.1719 | 0.2344 | | |
| Total | 6 | 2.0455 | | | | |

S = 0.484124 R-Sq = 42.71% R-Sq(adj) = 31.25%

Analysis of Variance for W@3joint IV, using Adjusted SS for Tests

| Source | DF | Seq SS | Adj SS | Adj MS | F | P |
|--------|----|---------|---------|---------|------|-------|
| Name | 1 | 0.19557 | 0.19557 | 0.19557 | 2.93 | 0.147 |
| Error | 5 | 0.33340 | 0.33340 | 0.06668 | | |
| Total | 6 | 0.52897 | | | | |

S = 0.258225 R-Sq = 36.97% R-Sq(adj) = 24.37%

Analysis of Variance for LoPhI,II, using Adjusted SS for Tests

| Source | DF | Seq SS | Adj SS | Adj MS | F | P |
|--------|----|--------|--------|--------|-------|-------|
| Name | 1 | 82.862 | 82.862 | 82.862 | 44.16 | 0.001 |
| Error | 5 | 9.382 | 9.382 | 1.876 | | |
| Total | 6 | 92.244 | | | | |

S = 1.36983 R-Sq = 89.83% R-Sq(adj) = 87.79%

Analysis of Variance for LoPhII,II, using Adjusted SS for Tests

| Source | DF | Seq SS | Adj SS | Adj MS | F | P |
|--------|----|--------|--------|--------|------|-------|
| Name | 1 | 0.35 | 0.35 | 0.35 | 0.03 | 0.866 |
| Error | 5 | 54.96 | 54.96 | 10.99 | | |
| Total | 6 | 55.31 | | | | |

S = 3.31544 R-Sq = 0.63% R-Sq(adj) = 0.00%

Unusual Observations for LoPhII,II

| Obs | LoPhII,II | Fit | SE Fit | Residual | St Resid |
|-----|-----------|---------|--------|----------|----------|
| 2 | 17.7400 | 23.7480 | 1.4827 | -6.0080 | -2.03 R |

R denotes an observation with a large standardized residual.

Analysis of Variance for LoPhI,III, using Adjusted SS for Tests

| Source | DF | Seq SS | Adj SS | Adj MS | F | P |
|--------|----|--------|--------|--------|-------|-------|
| Name | 1 | 109.10 | 109.10 | 109.10 | 46.12 | 0.001 |
| Error | 5 | 11.83 | 11.83 | 2.37 | | |
| Total | 6 | 120.93 | | | | |

S = 1.53802 R-Sq = 90.22% R-Sq(adj) = 88.26%

Analysis of Variance for LoPhII,III, using Adjusted SS for Tests

| Source | DF | Seq SS | Adj SS | Adj MS | F | P |
|--------|----|--------|--------|--------|------|-------|
| Name | 1 | 1.996 | 1.996 | 1.996 | 1.47 | 0.280 |
| Error | 5 | 6.798 | 6.798 | 1.360 | | |
| Total | 6 | 8.794 | | | | |

S = 1.16604 R-Sq = 22.70% R-Sq(adj) = 7.23%

Analysis of Variance for LoPhIII,III, using Adjusted SS for Tests

| Source | DF | Seq SS | Adj SS | Adj MS | F | P |
|--------|----|--------|--------|--------|------|-------|
| Name | 1 | 0.043 | 0.043 | 0.043 | 0.02 | 0.901 |
| Error | 5 | 12.538 | 12.538 | 2.508 | | |
| Total | 6 | 12.580 | | | | |

S = 1.58352 R-Sq = 0.34% R-Sq(adj) = 0.00%

Analysis of Variance for LoPhI,IV, using Adjusted SS for Tests

| Source | DF | Seq SS | Adj SS | Adj MS | F | P |
|--------|----|--------|--------|--------|------|-------|
| Name | 1 | 2.363 | 2.363 | 2.363 | 0.94 | 0.377 |
| Error | 5 | 12.578 | 12.578 | 2.516 | | |
| Total | 6 | 14.941 | | | | |

S = 1.58607 R-Sq = 15.81% R-Sq(adj) = 0.00%

Analysis of Variance for LoPhII,IV, using Adjusted SS for Tests

| Source | DF | Seq SS | Adj SS | Adj MS | F | P |
|--------|----|--------|--------|--------|------|-------|
| Name | 1 | 0.1490 | 0.1490 | 0.1490 | 0.15 | 0.711 |
| Error | 5 | 4.8439 | 4.8439 | 0.9688 | | |
| Total | 6 | 4.9930 | | | | |

S = 0.984269 R-Sq = 2.99% R-Sq(adj) = 0.00%

Analysis of Variance for LoPhIII,IV, using Adjusted SS for Tests

| Source | DF | Seq SS | Adj SS | Adj MS | F | P |
|--------|----|--------|--------|--------|-------|-------|
| Name | 1 | 18.607 | 18.607 | 18.607 | 16.80 | 0.009 |
| Error | 5 | 5.537 | 5.537 | 1.107 | | |
| Total | 6 | 24.144 | | | | |

S = 1.05229 R-Sq = 77.07% R-Sq(adj) = 72.48%

Analysis of Variance for LoPhIV,IV, using Adjusted SS for Tests

| Source | DF | Seq SS | Adj SS | Adj MS | F | P |
|--------|----|--------|--------|--------|------|-------|
| Name | 1 | 4.027 | 4.027 | 4.027 | 0.62 | 0.467 |
| Error | 5 | 32.481 | 32.481 | 6.496 | | |
| Total | 6 | 36.508 | | | | |

S = 2.54875 R-Sq = 11.03% R-Sq(adj) = 0.00%

Analysis of Variance for Foot Length, using Adjusted SS for Tests

| Source | DF | Seq SS | Adj SS | Adj MS | F | P |
|--------|----|--------|--------|--------|---|---|
|--------|----|--------|--------|--------|---|---|

| | | | | | | |
|-------|---|--------|-------|-------|------|-------|
| Name | 1 | 76.34 | 76.34 | 76.34 | 3.88 | 0.106 |
| Error | 5 | 98.31 | 98.31 | 19.66 | | |
| Total | 6 | 174.65 | | | | |

S = 4.43422 R-Sq = 43.71% R-Sq(adj) = 32.45%

Analysis of Variance for Lotmt, using Adjusted SS for Tests

| | | | | | | |
|--------|----|--------|--------|--------|------|-------|
| Source | DF | Seq SS | Adj SS | Adj MS | F | P |
| Name | 1 | 17.71 | 17.71 | 17.71 | 1.00 | 0.364 |
| Error | 5 | 88.79 | 88.79 | 17.76 | | |
| Total | 6 | 106.50 | | | | |

S = 4.21400 R-Sq = 16.63% R-Sq(adj) = 0.00%

Analysis of Variance for Wotmt@prox, using Adjusted SS for Tests

| | | | | | | |
|--------|----|--------|--------|--------|------|-------|
| Source | DF | Seq SS | Adj SS | Adj MS | F | P |
| Name | 1 | 1.0664 | 1.0664 | 1.0664 | 3.42 | 0.123 |
| Error | 5 | 1.5571 | 1.5571 | 0.3114 | | |
| Total | 6 | 2.6235 | | | | |

S = 0.558054 R-Sq = 40.65% R-Sq(adj) = 28.78%

Analysis of Variance for Wotmt@cond, using Adjusted SS for Tests

| | | | | | | |
|--------|----|--------|--------|--------|------|-------|
| Source | DF | Seq SS | Adj SS | Adj MS | F | P |
| Name | 1 | 0.9396 | 0.9396 | 0.9396 | 3.18 | 0.135 |
| Error | 5 | 1.4768 | 1.4768 | 0.2954 | | |
| Total | 6 | 2.4164 | | | | |

S = 0.543465 R-Sq = 38.88% R-Sq(adj) = 26.66%

Grouping Information Using Bonferroni Method and 95.0% Confidence for LoDII

| | | | |
|-----------------------------------|---|--------|----------|
| Name | N | Mean | Grouping |
| Aechmorphorus occidentalis (skin) | 2 | 57.790 | A |
| Aechmorphorus occidentalis | 5 | 52.242 | A |

Means that do not share a letter are significantly different.

| | | | | |
|-----------------------------------|---------------------|------------------|---------|------------------|
| Name | Difference of Means | SE of Difference | T-Value | Adjusted P-Value |
| Aechmorphorus occidentalis (skin) | 5.548 | 2.638 | 2.103 | 0.0894 |

Grouping Information Using Tukey Method and 95.0% Confidence for LoDII

| | | | |
|-----------------------------------|---|--------|----------|
| Name | N | Mean | Grouping |
| Aechmorphorus occidentalis (skin) | 2 | 57.790 | A |
| Aechmorphorus occidentalis | 5 | 52.242 | A |

Means that do not share a letter are significantly different.

Name = Aechmorphorus occidentalis subtracted from:

| Name | Difference of Means | SE of Difference | T-Value | Adjusted P-Value |
|-----------------------------------|------------------------|---------------------|---------|---------------------|
| Aechmorphorus occidentalis (skin) | 5.548 | 2.638 | 2.103 | 0.0894 |

Grouping Information Using Bonferroni Method and 95.0% Confidence for LoDIII

| Name | N | Mean | Grouping |
|-----------------------------------|---|--------|----------|
| Aechmorphorus occidentalis (skin) | 2 | 61.735 | A |
| Aechmorphorus occidentalis | 5 | 59.810 | A |

Means that do not share a letter are significantly different.

Name = Aechmorphorus occidentalis subtracted from:

| Name | Difference of Means | SE of Difference | T-Value | Adjusted P-Value |
|-----------------------------------|------------------------|---------------------|---------|---------------------|
| Aechmorphorus occidentalis (skin) | 1.925 | 2.481 | 0.7758 | 0.4729 |

Grouping Information Using Tukey Method and 95.0% Confidence for LoDIII

| Name | N | Mean | Grouping |
|-----------------------------------|---|--------|----------|
| Aechmorphorus occidentalis (skin) | 2 | 61.735 | A |
| Aechmorphorus occidentalis | 5 | 59.810 | A |

Means that do not share a letter are significantly different.

Name = Aechmorphorus occidentalis subtracted from:

| Name | Difference of Means | SE of Difference | T-Value | Adjusted P-Value |
|-----------------------------------|------------------------|---------------------|---------|---------------------|
| Aechmorphorus occidentalis (skin) | 1.925 | 2.481 | 0.7758 | 0.4730 |

Grouping Information Using Bonferroni Method and 95.0% Confidence for LoDIV

| Name | N | Mean | Grouping |
|-----------------------------------|---|--------|----------|
| Aechmorphorus occidentalis (skin) | 2 | 69.135 | A |
| Aechmorphorus occidentalis | 5 | 66.606 | A |

Means that do not share a letter are significantly different.

Name = Aechmorphorus occidentalis subtracted from:

| Name | Difference of Means | SE of Difference | T-Value | Adjusted P-Value |
|-----------------------------------|------------------------|---------------------|---------|---------------------|
| Aechmorphorus occidentalis (skin) | 2.529 | 3.251 | 0.7779 | 0.4718 |

Grouping Information Using Tukey Method and 95.0% Confidence for LoDIV

| Name | N | Mean | Grouping |
|-----------------------------------|---|--------|----------|
| Aechmorphorus occidentalis (skin) | 2 | 69.135 | A |
| Aechmorphorus occidentalis | 5 | 66.606 | A |

Means that do not share a letter are significantly different.

Name = Aechmorphorus occidentalis subtracted from:

| Name | Difference of Means | SE of Difference | T-Value | Adjusted P-Value |
|-----------------------------------|------------------------|---------------------|---------|---------------------|
| Aechmorphorus occidentalis (skin) | 2.529 | 3.251 | 0.7779 | 0.4718 |

Grouping Information Using Bonferroni Method and 95.0% Confidence for W@Pjoint II

| Name | N | Mean | Grouping |
|-----------------------------------|---|-------|----------|
| Aechmorphorus occidentalis | 5 | 4.578 | A |
| Aechmorphorus occidentalis (skin) | 2 | 4.370 | A |

Means that do not share a letter are significantly different.

Name = Aechmorphorus occidentalis subtracted from:

| Name | Difference of Means | SE of Difference | T-Value | Adjusted P-Value |
|-----------------------------------|------------------------|---------------------|---------|---------------------|
| Aechmorphorus occidentalis (skin) | -0.2080 | 0.5579 | -0.3728 | 0.7246 |

Grouping Information Using Tukey Method and 95.0% Confidence for W@Pjoint II

| Name | N | Mean | Grouping |
|-----------------------------------|---|-------|----------|
| Aechmorphorus occidentalis | 5 | 4.578 | A |
| Aechmorphorus occidentalis (skin) | 2 | 4.370 | A |

Means that do not share a letter are significantly different.

Name = Aechmorphorus occidentalis subtracted from:

| Name | Difference of Means | SE of Difference | T-Value | Adjusted P-Value |
|-----------------------------------|------------------------|---------------------|---------|---------------------|
| Aechmorphorus occidentalis (skin) | -0.2080 | 0.5579 | -0.3728 | 0.7246 |

Grouping Information Using Bonferroni Method and 95.0% Confidence for W@Pjoint III

| Name | N | Mean | Grouping |
|-----------------------------------|---|-------|----------|
| Aechmorphorus occidentalis (skin) | 2 | 6.120 | A |
| Aechmorphorus occidentalis | 5 | 4.232 | B |

Means that do not share a letter are significantly different.

Name = Aechmorphorus occidentalis subtracted from:

| Name | Difference of Means | SE of Difference | T-Value | Adjusted P-Value |
|-----------------------------------|------------------------|---------------------|---------|---------------------|
| Aechmorphorus occidentalis (skin) | 1.888 | 0.2699 | 6.996 | 0.0009 |

Grouping Information Using Tukey Method and 95.0% Confidence for W@Pjoint III

| Name | N | Mean | Grouping |
|-----------------------------------|---|-------|----------|
| Aechmorphorus occidentalis (skin) | 2 | 6.120 | A |
| Aechmorphorus occidentalis | 5 | 4.232 | B |

Means that do not share a letter are significantly different.

Name = Aechmorphorus occidentalis subtracted from:

| Name | Difference of Means | SE of Difference | T-Value | Adjusted P-Value |
|-----------------------------------|------------------------|---------------------|---------|---------------------|
| Aechmorphorus occidentalis (skin) | 1.888 | 0.2699 | 6.996 | 0.0009 |

Grouping Information Using Bonferroni Method and 95.0% Confidence for W@Pjoint IV

| Name | N | Mean | Grouping |
|-----------------------------------|---|-------|----------|
| Aechmorphorus occidentalis (skin) | 2 | 4.995 | A |
| Aechmorphorus occidentalis | 5 | 4.542 | A |

Means that do not share a letter are significantly different.

Name = Aechmorphorus occidentalis subtracted from:

| Name | Difference of Means | SE of Difference | T-Value | Adjusted P-Value |
|-----------------------------------|------------------------|---------------------|---------|---------------------|
| Aechmorphorus occidentalis (skin) | 0.4530 | 0.3328 | 1.361 | 0.2316 |

Grouping Information Using Tukey Method and 95.0% Confidence for W@Pjoint IV

| Name | N | Mean | Grouping |
|-----------------------------------|---|-------|----------|
| Aechmorphorus occidentalis (skin) | 2 | 4.995 | A |
| Aechmorphorus occidentalis | 5 | 4.542 | A |

Means that do not share a letter are significantly different.

Name = Aechmorphorus occidentalis subtracted from:

| Name | Difference of Means | SE of Difference | T-Value | Adjusted P-Value |
|-----------------------------------|------------------------|---------------------|---------|---------------------|
| Aechmorphorus occidentalis (skin) | 0.4530 | 0.3328 | 1.361 | 0.2316 |

Grouping Information Using Bonferroni Method and 95.0% Confidence for W@2joint III

| Name | N | Mean | Grouping |
|-----------------------------------|---|-------|----------|
| Aechmorphorus occidentalis | 5 | 4.820 | A |
| Aechmorphorus occidentalis (skin) | 2 | 4.815 | A |

Means that do not share a letter are significantly different.

Name = Aechmorphorus occidentalis subtracted from:

| Name | Difference of Means | SE of Difference | T-Value | Adjusted P-Value |
|-----------------------------------|------------------------|---------------------|-----------|---------------------|
| Aechmorphorus occidentalis (skin) | -0.005000 | 0.6701 | -0.007462 | 0.9943 |

Grouping Information Using Tukey Method and 95.0% Confidence for W@2joint III

| Name | N | Mean | Grouping |
|-----------------------------------|---|-------|----------|
| Aechmorphorus occidentalis | 5 | 4.820 | A |
| Aechmorphorus occidentalis (skin) | 2 | 4.815 | A |

Means that do not share a letter are significantly different.

Name = Aechmorphorus occidentalis subtracted from:

| Name | Difference of Means | SE of Difference | T-Value | Adjusted P-Value |
|-----------------------------------|------------------------|---------------------|-----------|---------------------|
| Aechmorphorus occidentalis (skin) | -0.005000 | 0.6701 | -0.007462 | 0.9943 |

Grouping Information Using Bonferroni Method and 95.0% Confidence for W@2joint IV

| Name | N | Mean | Grouping |
|-----------------------------------|---|-------|----------|
| Aechmorphorus occidentalis (skin) | 2 | 5.090 | A |
| Aechmorphorus occidentalis | 5 | 4.308 | A |

Means that do not share a letter are significantly different.

Name = Aechmorphorus occidentalis subtracted from:

| Name | Difference of Means | SE of Difference | T-Value | Adjusted P-Value |
|-----------------------------------|------------------------|---------------------|---------|---------------------|
| Aechmorphorus occidentalis (skin) | 0.7820 | 0.4050 | 1.931 | 0.1114 |

Grouping Information Using Tukey Method and 95.0% Confidence for W@2joint IV

| Name | N | Mean | Grouping |
|-----------------------------------|---|-------|----------|
| Aechmorphorus occidentalis (skin) | 2 | 5.090 | A |
| Aechmorphorus occidentalis | 5 | 4.308 | A |

Means that do not share a letter are significantly different.

Name = Aechmorphorus occidentalis subtracted from:

| Name | Difference of Means | SE of Difference | T-Value | Adjusted P-Value |
|-----------------------------------|------------------------|---------------------|---------|---------------------|
| Aechmorphorus occidentalis (skin) | 0.7820 | 0.4050 | 1.931 | 0.1114 |

Grouping Information Using Bonferroni Method and 95.0% Confidence for W@3joint IV

| Name | N | Mean | Grouping |
|-----------------------------------|---|-------|----------|
| Aechmorphorus occidentalis (skin) | 2 | 4.500 | A |
| Aechmorphorus occidentalis | 5 | 4.130 | A |

Means that do not share a letter are significantly different.

Name = Aechmorphorus occidentalis subtracted from:

| Name | Difference of Means | SE of Difference | T-Value | Adjusted P-Value |
|-----------------------------------|------------------------|---------------------|---------|---------------------|
| Aechmorphorus occidentalis (skin) | 0.3700 | 0.2160 | 1.713 | 0.1475 |

Grouping Information Using Tukey Method and 95.0% Confidence for W@3joint IV

| Name | N | Mean | Grouping |
|-----------------------------------|---|-------|----------|
| Aechmorphorus occidentalis (skin) | 2 | 4.500 | A |
| Aechmorphorus occidentalis | 5 | 4.130 | A |

Means that do not share a letter are significantly different.

Name = Aechmorphorus occidentalis subtracted from:

| Name | Difference of Means | SE of Difference | T-Value | Adjusted P-Value |
|-----------------------------------|------------------------|---------------------|---------|---------------------|
| Aechmorphorus occidentalis (skin) | 0.3700 | 0.2160 | 1.713 | 0.1475 |

Grouping Information Using Bonferroni Method and 95.0% Confidence for LoPhI,II

| Name | N | Mean | Grouping |
|-----------------------------------|---|--------|----------|
| Aechmorphorus occidentalis | 5 | 29.066 | A |
| Aechmorphorus occidentalis (skin) | 2 | 21.450 | B |

Means that do not share a letter are significantly different.

Name = Aechmorphorus occidentalis subtracted from:

| Name | Difference of Means | SE of Difference | T-Value | Adjusted P-Value |
|-----------------------------------|------------------------|---------------------|---------|---------------------|
| Aechmorphorus occidentalis (skin) | -7.616 | 1.146 | -6.645 | 0.0012 |

Grouping Information Using Tukey Method and 95.0% Confidence for LoPhI,II

| Name | N | Mean | Grouping |
|-----------------------------------|---|--------|----------|
| Aechmorphorus occidentalis | 5 | 29.066 | A |
| Aechmorphorus occidentalis (skin) | 2 | 21.450 | B |

Means that do not share a letter are significantly different.

Name = Aechmorphorus occidentalis subtracted from:

| Name | Difference of Means | SE of Difference | T-Value | Adjusted P-Value |
|-----------------------------------|------------------------|---------------------|---------|---------------------|
| Aechmorphorus occidentalis (skin) | -7.616 | 1.146 | -6.645 | 0.0012 |

Grouping Information Using Bonferroni Method and 95.0% Confidence for LoPhII,II

| Name | N | Mean | Grouping |
|-----------------------------------|---|--------|----------|
| Aechmorphorus occidentalis (skin) | 2 | 24.240 | A |
| Aechmorphorus occidentalis | 5 | 23.748 | A |

Means that do not share a letter are significantly different.

Name = Aechmorphorus occidentalis subtracted from:

| Name | Difference of Means | SE of Difference | T-Value | Adjusted P-Value |
|-----------------------------------|------------------------|---------------------|---------|---------------------|
| Aechmorphorus occidentalis (skin) | 0.4920 | 2.774 | 0.1774 | 0.8662 |

Grouping Information Using Tukey Method and 95.0% Confidence for LoPhII,II

| Name | N | Mean | Grouping |
|-----------------------------------|---|--------|----------|
| Aechmorphorus occidentalis (skin) | 2 | 24.240 | A |
| Aechmorphorus occidentalis | 5 | 23.748 | A |

Means that do not share a letter are significantly different.

Name = Aechmorphorus occidentalis subtracted from:

| Name | Difference of Means | SE of Difference | T-Value | Adjusted P-Value |
|------|------------------------|---------------------|---------|---------------------|
|------|------------------------|---------------------|---------|---------------------|

| | | | | |
|-----------------------------------|--------|-------|--------|--------|
| Aechmorphorus occidentalis (skin) | 0.4920 | 2.774 | 0.1774 | 0.8662 |
|-----------------------------------|--------|-------|--------|--------|

Grouping Information Using Bonferroni Method and 95.0% Confidence for LoPhI,III

| Name | N | Mean | Grouping |
|-----------------------------------|---|--------|----------|
| Aechmorphorus occidentalis | 5 | 24.834 | A |
| Aechmorphorus occidentalis (skin) | 2 | 16.095 | B |

Means that do not share a letter are significantly different.

Name = Aechmorphorus occidentalis subtracted from:

| Name | Difference of Means | SE of Difference | T-Value | Adjusted P-Value |
|-----------------------------------|---------------------|------------------|---------|------------------|
| Aechmorphorus occidentalis (skin) | -8.739 | 1.287 | -6.791 | 0.0011 |

Grouping Information Using Tukey Method and 95.0% Confidence for LoPhI,III

| Name | N | Mean | Grouping |
|-----------------------------------|---|--------|----------|
| Aechmorphorus occidentalis | 5 | 24.834 | A |
| Aechmorphorus occidentalis (skin) | 2 | 16.095 | B |

Means that do not share a letter are significantly different.

Name = Aechmorphorus occidentalis subtracted from:

| Name | Difference of Means | SE of Difference | T-Value | Adjusted P-Value |
|-----------------------------------|---------------------|------------------|---------|------------------|
| Aechmorphorus occidentalis (skin) | -8.739 | 1.287 | -6.791 | 0.0011 |

Grouping Information Using Bonferroni Method and 95.0% Confidence for LoPhII,III

| Name | N | Mean | Grouping |
|-----------------------------------|---|--------|----------|
| Aechmorphorus occidentalis | 5 | 18.532 | A |
| Aechmorphorus occidentalis (skin) | 2 | 17.350 | A |

Means that do not share a letter are significantly different.

Name = Aechmorphorus occidentalis subtracted from:

| Name | Difference of Means | SE of Difference | T-Value | Adjusted P-Value |
|-----------------------------------|---------------------|------------------|---------|------------------|
| Aechmorphorus occidentalis (skin) | -1.182 | 0.9756 | -1.212 | 0.2798 |

Grouping Information Using Tukey Method and 95.0% Confidence for LoPhII,III

| Name | N | Mean | Grouping |
|-----------------------------------|---|--------|----------|
| Aechmorphorus occidentalis | 5 | 18.532 | A |
| Aechmorphorus occidentalis (skin) | 2 | 17.350 | A |

Means that do not share a letter are significantly different.

Name = Aechmorphorus occidentalis subtracted from:

| Name | Difference of Means | SE of Difference | T-Value | Adjusted P-Value |
|-----------------------------------|---------------------|------------------|---------|------------------|
| Aechmorphorus occidentalis (skin) | -1.182 | 0.9756 | -1.212 | 0.2798 |

Grouping Information Using Bonferroni Method and 95.0% Confidence for LoPhIII,III

| Name | N | Mean | Grouping |
|-----------------------------------|---|--------|----------|
| Aechmorphorus occidentalis (skin) | 2 | 17.535 | A |
| Aechmorphorus occidentalis | 5 | 17.362 | A |

Means that do not share a letter are significantly different.

Name = Aechmorphorus occidentalis subtracted from:

| Name | Difference of Means | SE of Difference | T-Value | Adjusted P-Value |
|-----------------------------------|---------------------|------------------|---------|------------------|
| Aechmorphorus occidentalis (skin) | 0.1730 | 1.325 | 0.1306 | 0.9012 |

Grouping Information Using Tukey Method and 95.0% Confidence for LoPhIII,III

| Name | N | Mean | Grouping |
|-----------------------------------|---|--------|----------|
| Aechmorphorus occidentalis (skin) | 2 | 17.535 | A |
| Aechmorphorus occidentalis | 5 | 17.362 | A |

Means that do not share a letter are significantly different.

Name = Aechmorphorus occidentalis subtracted from:

| Name | Difference of Means | SE of Difference | T-Value | Adjusted P-Value |
|-----------------------------------|---------------------|------------------|---------|------------------|
| Aechmorphorus occidentalis (skin) | 0.1730 | 1.325 | 0.1306 | 0.9012 |

Grouping Information Using Bonferroni Method and 95.0% Confidence for LoPhI,IV

| Name | N | Mean | Grouping |
|-----------------------------------|---|--------|----------|
| Aechmorphorus occidentalis | 5 | 25.526 | A |
| Aechmorphorus occidentalis (skin) | 2 | 24.240 | A |

Means that do not share a letter are significantly different.

Name = Aechmorphorus occidentalis subtracted from:

| Name | Difference of Means | SE of Difference | T-Value | Adjusted P-Value |
|-----------------------------------|---------------------|------------------|---------|------------------|
| Aechmorphorus occidentalis (skin) | -1.286 | 1.327 | -0.9691 | 0.3770 |

Grouping Information Using Tukey Method and 95.0% Confidence for LoPhI,IV

| Name | N | Mean | Grouping |
|-----------------------------------|---|--------|----------|
| Aechmorphorus occidentalis | 5 | 25.526 | A |
| Aechmorphorus occidentalis (skin) | 2 | 24.240 | A |

Means that do not share a letter are significantly different.

Name = Aechmorphorus occidentalis subtracted from:

| Name | Difference of Means | SE of Difference | T-Value | Adjusted P-Value |
|-----------------------------------|---------------------|------------------|---------|------------------|
| Aechmorphorus occidentalis (skin) | -1.286 | 1.327 | -0.9691 | 0.3770 |

Grouping Information Using Bonferroni Method and 95.0% Confidence for LoPhII,IV

| Name | N | Mean | Grouping |
|-----------------------------------|---|--------|----------|
| Aechmorphorus occidentalis (skin) | 2 | 13.805 | A |
| Aechmorphorus occidentalis | 5 | 13.482 | A |

Means that do not share a letter are significantly different.

Name = Aechmorphorus occidentalis subtracted from:

| Name | Difference of Means | SE of Difference | T-Value | Adjusted P-Value |
|-----------------------------------|---------------------|------------------|---------|------------------|
| Aechmorphorus occidentalis (skin) | 0.3230 | 0.8235 | 0.3922 | 0.7111 |

Grouping Information Using Tukey Method and 95.0% Confidence for LoPhII,IV

| Name | N | Mean | Grouping |
|-----------------------------------|---|--------|----------|
| Aechmorphorus occidentalis (skin) | 2 | 13.805 | A |
| Aechmorphorus occidentalis | 5 | 13.482 | A |

Means that do not share a letter are significantly different.

Name = Aechmorphorus occidentalis subtracted from:

| Name | Difference of Means | SE of Difference | T-Value | Adjusted P-Value |
|-----------------------------------|---------------------|------------------|---------|------------------|
| Aechmorphorus occidentalis (skin) | 0.3230 | 0.8235 | 0.3922 | 0.7111 |

Grouping Information Using Bonferroni Method and 95.0% Confidence for LoPhIII,IV

| Name | N | Mean | Grouping |
|-----------------------------------|---|--------|----------|
| Aechmorphorus occidentalis | 5 | 13.024 | A |
| Aechmorphorus occidentalis (skin) | 2 | 9.415 | B |

Means that do not share a letter are significantly different.

Name = Aechmorphorus occidentalis subtracted from:

| Name | Difference of Means | SE of Difference | T-Value | Adjusted P-Value |
|-----------------------------------|---------------------|------------------|---------|------------------|
| Aechmorphorus occidentalis (skin) | -3.609 | 0.8804 | -4.099 | 0.0094 |

Grouping Information Using Tukey Method and 95.0% Confidence for LoPhIII,IV

| Name | N | Mean | Grouping |
|-----------------------------------|---|--------|----------|
| Aechmorphorus occidentalis | 5 | 13.024 | A |
| Aechmorphorus occidentalis (skin) | 2 | 9.415 | B |

Means that do not share a letter are significantly different.

Name = Aechmorphorus occidentalis subtracted from:

| Name | Difference of Means | SE of Difference | T-Value | Adjusted P-Value |
|-----------------------------------|---------------------|------------------|---------|------------------|
| Aechmorphorus occidentalis (skin) | -3.609 | 0.8804 | -4.099 | 0.0094 |

Grouping Information Using Bonferroni Method and 95.0% Confidence for LoPhIV,IV

| Name | N | Mean | Grouping |
|-----------------------------------|---|--------|----------|
| Aechmorphorus occidentalis | 5 | 16.774 | A |
| Aechmorphorus occidentalis (skin) | 2 | 15.095 | A |

Means that do not share a letter are significantly different.

Name = Aechmorphorus occidentalis subtracted from:

| Name | Difference of Means | SE of Difference | T-Value | Adjusted P-Value |
|-----------------------------------|---------------------|------------------|---------|------------------|
| Aechmorphorus occidentalis (skin) | -1.679 | 2.132 | -0.7874 | 0.4667 |

Grouping Information Using Tukey Method and 95.0% Confidence for LoPhIV,IV

| Name | N | Mean | Grouping |
|-----------------------------------|---|--------|----------|
| Aechmorphorus occidentalis | 5 | 16.774 | A |
| Aechmorphorus occidentalis (skin) | 2 | 15.095 | A |

Means that do not share a letter are significantly different.

Name = Aechmorphorus occidentalis subtracted from:

| Name | Difference of Means | SE of Difference | T-Value | Adjusted P-Value |
|-----------------------------------|---------------------|------------------|---------|------------------|
| Aechmorphorus occidentalis (skin) | -1.679 | 2.132 | -0.7874 | 0.4667 |

Grouping Information Using Bonferroni Method and 95.0% Confidence for Foot Length

| Name | N | Mean | Grouping |
|-----------------------------------|---|--------|----------|
| Aechmorphorus occidentalis (skin) | 2 | 81.520 | A |
| Aechmorphorus occidentalis | 5 | 74.210 | A |

Means that do not share a letter are significantly different.

Name = Aechmorphorus occidentalis subtracted from:

| Name | Difference of Means | SE of Difference | T-Value | Adjusted P-Value |
|-----------------------------------|---------------------|------------------|---------|------------------|
| Aechmorphorus occidentalis (skin) | 7.310 | 3.710 | 1.970 | 0.1059 |

Grouping Information Using Tukey Method and 95.0% Confidence for Foot Length

| Name | N | Mean | Grouping |
|-----------------------------------|---|--------|----------|
| Aechmorphorus occidentalis (skin) | 2 | 81.520 | A |
| Aechmorphorus occidentalis | 5 | 74.210 | A |

Means that do not share a letter are significantly different.

Name = Aechmorphorus occidentalis subtracted from:

| Name | Difference of Means | SE of Difference | T-Value | Adjusted P-Value |
|-----------------------------------|---------------------|------------------|---------|------------------|
| Aechmorphorus occidentalis (skin) | 7.310 | 3.710 | 1.970 | 0.1059 |

Grouping Information Using Bonferroni Method and 95.0% Confidence for Lotmt

| Name | N | Mean | Grouping |
|-----------------------------------|---|--------|----------|
| Aechmorphorus occidentalis (skin) | 2 | 78.605 | A |
| Aechmorphorus occidentalis | 5 | 75.084 | A |

Means that do not share a letter are significantly different.

Name = Aechmorphorus occidentalis subtracted from:

| Name | Difference of Means | SE of Difference | T-Value | Adjusted P-Value |
|-----------------------------------|---------------------|------------------|---------|------------------|
| Aechmorphorus occidentalis (skin) | 3.521 | 3.526 | 0.9987 | 0.3638 |

Grouping Information Using Tukey Method and 95.0% Confidence for Lotmt

| Name | N | Mean | Grouping |
|-----------------------------------|---|--------|----------|
| Aechmorphorus occidentalis (skin) | 2 | 78.605 | A |
| Aechmorphorus occidentalis | 5 | 75.084 | A |

Means that do not share a letter are significantly different.

Name = Aechmorphorus occidentalis subtracted from:

| Name | Difference of Means | SE of Difference | T-Value | Adjusted P-Value |
|-----------------------------------|---------------------|------------------|---------|------------------|
| Aechmorphorus occidentalis (skin) | 3.521 | 3.526 | 0.9987 | 0.3638 |

Grouping Information Using Bonferroni Method and 95.0% Confidence for Wotmt@prox

| Name | N | Mean | Grouping |
|-----------------------------------|---|--------|----------|
| Aechmorphorus occidentalis (skin) | 2 | 13.140 | A |
| Aechmorphorus occidentalis | 5 | 12.276 | A |

Means that do not share a letter are significantly different.

Name = Aechmorphorus occidentalis subtracted from:

| Name | Difference of Means | SE of Difference | T-Value | Adjusted P-Value |
|-----------------------------------|---------------------|------------------|---------|------------------|
| Aechmorphorus occidentalis (skin) | 0.8640 | 0.4669 | 1.850 | 0.1235 |

Grouping Information Using Tukey Method and 95.0% Confidence for Wotmt@prox

| Name | N | Mean | Grouping |
|-----------------------------------|---|--------|----------|
| Aechmorphorus occidentalis (skin) | 2 | 13.140 | A |
| Aechmorphorus occidentalis | 5 | 12.276 | A |

Means that do not share a letter are significantly different.

Name = Aechmorphorus occidentalis subtracted from:

| Name | Difference of Means | SE of Difference | T-Value | Adjusted P-Value |
|-----------------------------------|---------------------|------------------|---------|------------------|
| Aechmorphorus occidentalis (skin) | 0.8640 | 0.4669 | 1.850 | 0.1235 |

Grouping Information Using Bonferroni Method and 95.0% Confidence for Wotmt@cond

| Name | N | Mean | Grouping |
|-----------------------------------|---|--------|----------|
| Aechmorphorus occidentalis (skin) | 2 | 10.185 | A |
| Aechmorphorus occidentalis | 5 | 9.374 | A |

Means that do not share a letter are significantly different.

Name = Aechmorphorus occidentalis subtracted from:

| Name | Difference of Means | SE of Difference | T-Value | Adjusted P-Value |
|-----------------------------------|---------------------|------------------|---------|------------------|
| Aechmorphorus occidentalis (skin) | 0.8110 | 0.4547 | 1.784 | 0.1346 |

Grouping Information Using Tukey Method and 95.0% Confidence for Wotmt@cond

| Name | N | Mean | Grouping |
|-----------------------------------|---|--------|----------|
| Aechmorphorus occidentalis (skin) | 2 | 10.185 | A |
| Aechmorphorus occidentalis | 5 | 9.374 | A |

Means that do not share a letter are significantly different.

Name = Aechmorphorus occidentalis subtracted from:

| Name | Difference of Means | SE of Difference | T-Value | Adjusted P-Value |
|-----------------------------------|---------------------|------------------|---------|------------------|
| Aechmorphorus occidentalis (skin) | 0.8110 | 0.4547 | 1.784 | 0.1346 |

General Linear Model: LoDI, LoDII, ... versus Name

| Factor | Type | Levels | Values |
|--------|-------|--------|---|
| Name | fixed | 3 | Anas discors, Anas discors (alcohol), Anas discors (skin) |

Analysis of Variance for LoDI, using Adjusted SS for Tests

| Source | DF | Seq SS | Adj SS | Adj MS | F | P |
|--------|----|--------|--------|--------|------|-------|
| Name | 2 | 1.2028 | 1.2028 | 0.6014 | 1.31 | 0.366 |
| Error | 4 | 1.8421 | 1.8421 | 0.4605 | | |
| Total | 6 | 3.0449 | | | | |

S = 0.678620 R-Sq = 39.50% R-Sq(adj) = 9.25%

Unusual Observations for LoDI

| Obs | LoDI | Fit | SE Fit | Residual | St Resid |
|-----|---------|---------|---------|----------|----------|
| 7 | 7.99000 | 7.99000 | 0.67862 | 0.00000 | * X |

X denotes an observation whose X value gives it large leverage.

Analysis of Variance for LoDII, using Adjusted SS for Tests

| Source | DF | Seq SS | Adj SS | Adj MS | F | P |
|--------|----|--------|--------|--------|------|-------|
| Name | 2 | 1.1700 | 1.1700 | 0.5850 | 0.96 | 0.458 |
| Error | 4 | 2.4498 | 2.4498 | 0.6124 | | |
| Total | 6 | 3.6198 | | | | |

S = 0.782584 R-Sq = 32.32% R-Sq(adj) = 0.00%

Unusual Observations for LoDII

| Obs | LoDII | Fit | SE Fit | Residual | St Resid |
|-----|---------|---------|--------|----------|----------|
| 7 | 25.9200 | 25.9200 | 0.7826 | 0.0000 | * X |

X denotes an observation whose X value gives it large leverage.

Analysis of Variance for LoDIII, using Adjusted SS for Tests

| Source | DF | Seq SS | Adj SS | Adj MS | F | P |
|--------|----|--------|--------|--------|------|-------|
| Name | 2 | 35.886 | 35.886 | 17.943 | 9.93 | 0.028 |
| Error | 4 | 7.226 | 7.226 | 1.807 | | |
| Total | 6 | 43.112 | | | | |

S = 1.34409 R-Sq = 83.24% R-Sq(adj) = 74.86%

Unusual Observations for LoDIII

| Obs | LoDIII | Fit | SE Fit | Residual | St Resid |
|-----|---------|---------|--------|----------|----------|
| 7 | 34.8100 | 34.8100 | 1.3441 | 0.0000 | * X |

X denotes an observation whose X value gives it large leverage.

Analysis of Variance for LoDIV, using Adjusted SS for Tests

| Source | DF | Seq SS | Adj SS | Adj MS | F | P |
|--------|----|--------|--------|--------|------|-------|
| Name | 2 | 9.633 | 9.633 | 4.816 | 0.85 | 0.493 |
| Error | 4 | 22.731 | 22.731 | 5.683 | | |
| Total | 6 | 32.364 | | | | |

S = 2.38384 R-Sq = 29.76% R-Sq(adj) = 0.00%

Unusual Observations for LoDIV

| Obs | LoDIV | Fit | SE Fit | Residual | St Resid |
|-----|---------|---------|--------|----------|----------|
| 7 | 32.4600 | 32.4600 | 2.3838 | 0.0000 | * X |

X denotes an observation whose X value gives it large leverage.

Analysis of Variance for W@Pjoint II, using Adjusted SS for Tests

| Source | DF | Seq SS | Adj SS | Adj MS | F | P |
|--------|----|---------|---------|---------|-------|-------|
| Name | 2 | 0.89650 | 0.89650 | 0.44825 | 35.52 | 0.003 |
| Error | 4 | 0.05048 | 0.05048 | 0.01262 | | |
| Total | 6 | 0.94697 | | | | |

S = 0.112333 R-Sq = 94.67% R-Sq(adj) = 92.00%

Unusual Observations for W@Pjoint II

| Obs | W@Pjoint II | Fit | SE Fit | Residual | St Resid |
|-----|-------------|---------|---------|----------|----------|
| 7 | 2.77000 | 2.77000 | 0.11233 | 0.00000 | * X |

X denotes an observation whose X value gives it large leverage.

Analysis of Variance for W@Pjoint III, using Adjusted SS for Tests

| Source | DF | Seq SS | Adj SS | Adj MS | F | P |
|--------|----|---------|---------|---------|------|-------|
| Name | 2 | 0.21362 | 0.21362 | 0.10681 | 5.38 | 0.073 |
| Error | 4 | 0.07935 | 0.07935 | 0.01984 | | |
| Total | 6 | 0.29297 | | | | |

S = 0.140846 R-Sq = 72.92% R-Sq(adj) = 59.37%

Unusual Observations for W@Pjoint III

| Obs | W@Pjoint III | Fit | SE Fit | Residual | St Resid |
|-----|--------------|---------|---------|----------|----------|
| 7 | 3.11000 | 3.11000 | 0.14085 | 0.00000 | * X |

X denotes an observation whose X value gives it large leverage.

Analysis of Variance for W@Pjoint IV, using Adjusted SS for Tests

| Source | DF | Seq SS | Adj SS | Adj MS | F | P |
|--------|----|---------|---------|---------|------|-------|
| Name | 2 | 0.38027 | 0.38027 | 0.19014 | 4.14 | 0.106 |
| Error | 4 | 0.18390 | 0.18390 | 0.04598 | | |
| Total | 6 | 0.56417 | | | | |

S = 0.214418 R-Sq = 67.40% R-Sq(adj) = 51.11%

Unusual Observations for W@Pjoint IV

| Obs | W@Pjoint IV | Fit | SE Fit | Residual | St Resid |
|-----|-------------|---------|---------|----------|----------|
| 7 | 2.49000 | 2.49000 | 0.21442 | 0.00000 | * X |

X denotes an observation whose X value gives it large leverage.

Analysis of Variance for W@2joint III, using Adjusted SS for Tests

| Source | DF | Seq SS | Adj SS | Adj MS | F | P |
|--------|----|---------|---------|---------|--------|-------|
| Name | 2 | 1.70884 | 1.70884 | 0.85442 | 183.25 | 0.000 |
| Error | 4 | 0.01865 | 0.01865 | 0.00466 | | |
| Total | 6 | 1.72749 | | | | |

S = 0.0682825 R-Sq = 98.92% R-Sq(adj) = 98.38%

Unusual Observations for W@2joint III

| | W@2joint | | | | St |
|-----|----------|---------|---------|----------|-------|
| Obs | III | Fit | SE Fit | Residual | Resid |
| 7 | 3.39000 | 3.39000 | 0.06828 | 0.00000 | * X |

X denotes an observation whose X value gives it large leverage.

Analysis of Variance for W@2joint IV, using Adjusted SS for Tests

| Source | DF | Seq SS | Adj SS | Adj MS | F | P |
|--------|----|---------|---------|---------|-------|-------|
| Name | 2 | 1.04302 | 1.04302 | 0.52151 | 70.18 | 0.001 |
| Error | 4 | 0.02973 | 0.02973 | 0.00743 | | |
| Total | 6 | 1.07274 | | | | |

S = 0.0862047 R-Sq = 97.23% R-Sq(adj) = 95.84%

Unusual Observations for W@2joint IV

| | W@2joint IV | | | | St |
|-----|-------------|---------|---------|----------|-------|
| Obs | W@2joint IV | Fit | SE Fit | Residual | Resid |
| 7 | 2.67000 | 2.67000 | 0.08620 | 0.00000 | * X |

X denotes an observation whose X value gives it large leverage.

Analysis of Variance for W@3joint IV, using Adjusted SS for Tests

| Source | DF | Seq SS | Adj SS | Adj MS | F | P |
|--------|----|---------|---------|---------|-------|-------|
| Name | 2 | 1.05025 | 1.05025 | 0.52512 | 82.94 | 0.001 |
| Error | 4 | 0.02532 | 0.02532 | 0.00633 | | |
| Total | 6 | 1.07557 | | | | |

S = 0.0795692 R-Sq = 97.65% R-Sq(adj) = 96.47%

Unusual Observations for W@3joint IV

| | W@3joint IV | | | | St |
|-----|-------------|---------|---------|----------|-------|
| Obs | W@3joint IV | Fit | SE Fit | Residual | Resid |
| 7 | 2.46000 | 2.46000 | 0.07957 | 0.00000 | * X |

X denotes an observation whose X value gives it large leverage.

Analysis of Variance for LoPhI,II, using Adjusted SS for Tests

| Source | DF | Seq SS | Adj SS | Adj MS | F | P |
|--------|----|--------|--------|--------|--------|-------|
| Name | 2 | 60.777 | 60.777 | 30.389 | 169.56 | 0.000 |
| Error | 4 | 0.717 | 0.717 | 0.179 | | |
| Total | 6 | 61.494 | | | | |

S = 0.423342 R-Sq = 98.83% R-Sq(adj) = 98.25%

Unusual Observations for LoPhI,II

| | LoPhI,II | | | | St |
|-----|----------|--------|--------|----------|-------|
| Obs | LoPhI,II | Fit | SE Fit | Residual | Resid |
| 7 | 6.7200 | 6.7200 | 0.4233 | -0.0000 | * X |

X denotes an observation whose X value gives it large leverage.

Analysis of Variance for LoPhII,II, using Adjusted SS for Tests

| Source | DF | Seq SS | Adj SS | Adj MS | F | P |
|--------|----|--------|--------|--------|------|-------|
| Name | 2 | 0.6476 | 0.6476 | 0.3238 | 1.74 | 0.286 |
| Error | 4 | 0.7443 | 0.7443 | 0.1861 | | |
| Total | 6 | 1.3920 | | | | |

S = 0.431379 R-Sq = 46.53% R-Sq(adj) = 19.79%

Unusual Observations for LoPhII,II

| Obs | LoPhII,II | Fit | SE Fit | Residual | St Resid |
|-----|-----------|---------|--------|----------|----------|
| 7 | 11.5200 | 11.5200 | 0.4314 | 0.0000 | * X |

X denotes an observation whose X value gives it large leverage.

Analysis of Variance for LoPhI,III, using Adjusted SS for Tests

| Source | DF | Seq SS | Adj SS | Adj MS | F | P |
|--------|----|--------|--------|--------|-------|-------|
| Name | 2 | 61.816 | 61.816 | 30.908 | 40.18 | 0.002 |
| Error | 4 | 3.077 | 3.077 | 0.769 | | |
| Total | 6 | 64.893 | | | | |

S = 0.877019 R-Sq = 95.26% R-Sq(adj) = 92.89%

Unusual Observations for LoPhI,III

| Obs | LoPhI,III | Fit | SE Fit | Residual | St Resid |
|-----|-----------|--------|--------|----------|----------|
| 7 | 7.8600 | 7.8600 | 0.8770 | 0.0000 | * X |

X denotes an observation whose X value gives it large leverage.

Analysis of Variance for LoPhII,III, using Adjusted SS for Tests

| Source | DF | Seq SS | Adj SS | Adj MS | F | P |
|--------|----|--------|--------|--------|------|-------|
| Name | 2 | 30.695 | 30.695 | 15.348 | 7.86 | 0.041 |
| Error | 4 | 7.811 | 7.811 | 1.953 | | |
| Total | 6 | 38.506 | | | | |

S = 1.39739 R-Sq = 79.72% R-Sq(adj) = 69.57%

Unusual Observations for LoPhII,III

| Obs | LoPhII,III | Fit | SE Fit | Residual | St Resid |
|-----|------------|--------|--------|----------|----------|
| 7 | 5.3800 | 5.3800 | 1.3974 | -0.0000 | * X |

X denotes an observation whose X value gives it large leverage.

Analysis of Variance for LoPhIII,III, using Adjusted SS for Tests

| Source | DF | Seq SS | Adj SS | Adj MS | F | P |
|--------|----|--------|--------|--------|------|-------|
| Name | 2 | 21.996 | 21.996 | 10.998 | 5.74 | 0.067 |
| Error | 4 | 7.667 | 7.667 | 1.917 | | |
| Total | 6 | 29.663 | | | | |

S = 1.38449 R-Sq = 74.15% R-Sq(adj) = 61.23%

Unusual Observations for LoPhIII,III

| Obs | LoPhIII,III | Fit | SE Fit | Residual | St Resid |
|-----|-------------|---------|--------|----------|----------|
| 7 | 11.9500 | 11.9500 | 1.3845 | 0.0000 | * X |

X denotes an observation whose X value gives it large leverage.

Analysis of Variance for LoPhI,IV, using Adjusted SS for Tests

| Source | DF | Seq SS | Adj SS | Adj MS | F | P |
|--------|----|--------|--------|--------|-------|-------|
| Name | 2 | 34.428 | 34.428 | 17.214 | 19.76 | 0.008 |
| Error | 4 | 3.484 | 3.484 | 0.871 | | |
| Total | 6 | 37.912 | | | | |

S = 0.933327 R-Sq = 90.81% R-Sq(adj) = 86.21%

Unusual Observations for LoPhI,IV

| Obs | LoPhI,IV | Fit | SE Fit | Residual | St Resid |
|-----|----------|--------|--------|----------|----------|
| 7 | 7.3500 | 7.3500 | 0.9333 | 0.0000 | * X |

X denotes an observation whose X value gives it large leverage.

Analysis of Variance for LoPhII,IV, using Adjusted SS for Tests

| Source | DF | Seq SS | Adj SS | Adj MS | F | P |
|--------|----|--------|--------|--------|------|-------|
| Name | 2 | 6.688 | 6.688 | 3.344 | 2.82 | 0.172 |
| Error | 4 | 4.741 | 4.741 | 1.185 | | |
| Total | 6 | 11.429 | | | | |

S = 1.08871 R-Sq = 58.52% R-Sq(adj) = 37.78%

Unusual Observations for LoPhII,IV

| Obs | LoPhII,IV | Fit | SE Fit | Residual | St Resid |
|-----|-----------|---------|---------|----------|----------|
| 7 | 5.37000 | 5.37000 | 1.08871 | 0.00000 | * X |

X denotes an observation whose X value gives it large leverage.

Analysis of Variance for LoPhIII,IV, using Adjusted SS for Tests

| Source | DF | Seq SS | Adj SS | Adj MS | F | P |
|--------|----|--------|--------|--------|------|-------|
| Name | 2 | 1.0518 | 1.0518 | 0.5259 | 1.00 | 0.445 |
| Error | 4 | 2.1061 | 2.1061 | 0.5265 | | |
| Total | 6 | 3.1579 | | | | |

S = 0.725620 R-Sq = 33.31% R-Sq(adj) = 0.00%

Unusual Observations for LoPhIII,IV

| Obs | LoPhIII,IV | Fit | SE Fit | Residual | St Resid |
|-----|------------|---------|---------|----------|----------|
| 7 | 5.30000 | 5.30000 | 0.72562 | 0.00000 | * X |

X denotes an observation whose X value gives it large leverage.

Analysis of Variance for LoPhIV,IV, using Adjusted SS for Tests

| Source | DF | Seq SS | Adj SS | Adj MS | F | P |
|--------|----|--------|--------|--------|------|-------|
| Name | 2 | 2.3563 | 2.3563 | 1.1781 | 6.36 | 0.057 |
| Error | 4 | 0.7415 | 0.7415 | 0.1854 | | |
| Total | 6 | 3.0978 | | | | |

S = 0.430545 R-Sq = 76.06% R-Sq(adj) = 64.10%

Unusual Observations for LoPhIV,IV

| Obs | LoPhIV,IV | Fit | SE Fit | Residual | St Resid |
|-----|-----------|---------|---------|----------|----------|
| 7 | 8.45000 | 8.45000 | 0.43054 | 0.00000 | * X |

X denotes an observation whose X value gives it large leverage.

Analysis of Variance for Foot Length, using Adjusted SS for Tests

| Source | DF | Seq SS | Adj SS | Adj MS | F | P |
|--------|----|--------|--------|--------|------|-------|
| Name | 2 | 4.910 | 4.910 | 2.455 | 0.46 | 0.664 |
| Error | 4 | 21.578 | 21.578 | 5.394 | | |
| Total | 6 | 26.488 | | | | |

S = 2.32258 R-Sq = 18.54% R-Sq(adj) = 0.00%

Unusual Observations for Foot Length

| Obs | Foot Length | Fit | SE Fit | Residual | St Resid |
|-----|-------------|---------|--------|----------|----------|
| 7 | 41.7300 | 41.7300 | 2.3226 | 0.0000 | * X |

X denotes an observation whose X value gives it large leverage.

Analysis of Variance for Lotmt, using Adjusted SS for Tests

| Source | DF | Seq SS | Adj SS | Adj MS | F | P |
|--------|----|--------|--------|--------|------|-------|
| Name | 2 | 21.411 | 21.411 | 10.706 | 4.52 | 0.094 |
| Error | 4 | 9.466 | 9.466 | 2.367 | | |

Total 6 30.878

S = 1.53837 R-Sq = 69.34% R-Sq(adj) = 54.01%

Unusual Observations for Lotmt

| Obs | Lotmt | Fit | SE Fit | Residual | St Resid |
|-----|---------|---------|--------|----------|----------|
| 7 | 34.2600 | 34.2600 | 1.5384 | 0.0000 | * X |

X denotes an observation whose X value gives it large leverage.

Analysis of Variance for Wotmt@prox, using Adjusted SS for Tests

| Source | DF | Seq SS | Adj SS | Adj MS | F | P |
|--------|----|--------|--------|--------|-------|-------|
| Name | 2 | 3.3408 | 3.3408 | 1.6704 | 22.06 | 0.007 |
| Error | 4 | 0.3029 | 0.3029 | 0.0757 | | |
| Total | 6 | 3.6437 | | | | |

S = 0.275182 R-Sq = 91.69% R-Sq(adj) = 87.53%

Unusual Observations for Wotmt@prox

| Obs | Wotmt@prox | Fit | SE Fit | Residual | St Resid |
|-----|------------|---------|---------|----------|----------|
| 7 | 7.60000 | 7.60000 | 0.27518 | 0.00000 | * X |

X denotes an observation whose X value gives it large leverage.

Analysis of Variance for Wotmt@cond, using Adjusted SS for Tests

| Source | DF | Seq SS | Adj SS | Adj MS | F | P |
|--------|----|--------|--------|--------|------|-------|
| Name | 2 | 0.8428 | 0.8428 | 0.4214 | 2.05 | 0.244 |
| Error | 4 | 0.8221 | 0.8221 | 0.2055 | | |
| Total | 6 | 1.6649 | | | | |

S = 0.453349 R-Sq = 50.62% R-Sq(adj) = 25.93%

Unusual Observations for Wotmt@cond

| Obs | Wotmt@cond | Fit | SE Fit | Residual | St Resid |
|-----|------------|---------|---------|----------|----------|
| 7 | 6.90000 | 6.90000 | 0.45335 | 0.00000 | * X |

X denotes an observation whose X value gives it large leverage.

Grouping Information Using Bonferroni Method and 95.0% Confidence for LoDI

| Name | N | Mean | Grouping |
|------------------------|---|-------|----------|
| Anas discors (alcohol) | 1 | 7.990 | A |
| Anas discors (skin) | 2 | 6.970 | A |
| Anas discors | 4 | 6.765 | A |

Means that do not share a letter are significantly different.

Name = Anas discors subtracted from:

| Name | Difference of Means | SE of Difference | T-Value | Adjusted P-Value |
|------------------------|------------------------|---------------------|---------|---------------------|
| Anas discors (alcohol) | 1.2250 | 0.7587 | 1.6146 | 0.5451 |
| Anas discors (skin) | 0.2050 | 0.5877 | 0.3488 | 1.0000 |

Name = Anas discors (alcohol) subtracted from:

| Name | Difference of Means | SE of Difference | T-Value | Adjusted P-Value |
|---------------------|------------------------|---------------------|---------|---------------------|
| Anas discors (skin) | -1.020 | 0.8311 | -1.227 | 0.8611 |

Grouping Information Using Tukey Method and 95.0% Confidence for LoDI

| Name | N | Mean | Grouping |
|------------------------|---|-------|----------|
| Anas discors (alcohol) | 1 | 7.990 | A |
| Anas discors (skin) | 2 | 6.970 | A |
| Anas discors | 4 | 6.765 | A |

Means that do not share a letter are significantly different.

Name = Anas discors subtracted from:

| Name | Difference of Means | SE of Difference | T-Value | Adjusted P-Value |
|------------------------|------------------------|---------------------|---------|---------------------|
| Anas discors (alcohol) | 1.2250 | 0.7587 | 1.6146 | 0.3399 |
| Anas discors (skin) | 0.2050 | 0.5877 | 0.3488 | 0.9362 |

Name = Anas discors (alcohol) subtracted from:

| Name | Difference of Means | SE of Difference | T-Value | Adjusted P-Value |
|---------------------|------------------------|---------------------|---------|---------------------|
| Anas discors (skin) | -1.020 | 0.8311 | -1.227 | 0.5003 |

Grouping Information Using Bonferroni Method and 95.0% Confidence for LoDII

| Name | N | Mean | Grouping |
|------------------------|---|--------|----------|
| Anas discors (alcohol) | 1 | 25.920 | A |
| Anas discors (skin) | 2 | 24.825 | A |
| Anas discors | 4 | 24.725 | A |

Means that do not share a letter are significantly different.

Name = Anas discors subtracted from:

| Name | Difference of Means | SE of Difference | T-Value | Adjusted P-Value |
|------------------------|------------------------|---------------------|---------|---------------------|
| Anas discors (alcohol) | 1.1950 | 0.8750 | 1.3658 | 0.7313 |
| Anas discors (skin) | 0.1000 | 0.6777 | 0.1475 | 1.0000 |

Name = Anas discors (alcohol) subtracted from:

| Name | Difference of Means | SE of Difference | T-Value | Adjusted P-Value |
|---------------------|------------------------|---------------------|---------|---------------------|
| Anas discors (skin) | -1.095 | 0.9585 | -1.142 | 0.9510 |

Grouping Information Using Tukey Method and 95.0% Confidence for LoDII

| Name | N | Mean | Grouping |
|------------------------|---|--------|----------|
| Anas discors (alcohol) | 1 | 25.920 | A |
| Anas discors (skin) | 2 | 24.825 | A |
| Anas discors | 4 | 24.725 | A |

Means that do not share a letter are significantly different.

Name = Anas discors subtracted from:

| Name | Difference of Means | SE of Difference | T-Value | Adjusted P-Value |
|------------------------|---------------------|------------------|---------|------------------|
| Anas discors (alcohol) | 1.1950 | 0.8750 | 1.3658 | 0.4373 |
| Anas discors (skin) | 0.1000 | 0.6777 | 0.1475 | 0.9881 |

Name = Anas discors (alcohol) subtracted from:

| Name | Difference of Means | SE of Difference | T-Value | Adjusted P-Value |
|---------------------|---------------------|------------------|---------|------------------|
| Anas discors (skin) | -1.095 | 0.9585 | -1.142 | 0.5417 |

Grouping Information Using Bonferroni Method and 95.0% Confidence for LoDIII

| Name | N | Mean | Grouping |
|------------------------|---|--------|----------|
| Anas discors (skin) | 2 | 38.185 | A |
| Anas discors (alcohol) | 1 | 34.810 | A B |
| Anas discors | 4 | 32.997 | B |

Means that do not share a letter are significantly different.

Name = Anas discors subtracted from:

| Name | Difference of Means | SE of Difference | T-Value | Adjusted P-Value |
|------------------------|---------------------|------------------|---------|------------------|
| Anas discors (alcohol) | 1.813 | 1.503 | 1.206 | 0.8827 |
| Anas discors (skin) | 5.188 | 1.164 | 4.457 | 0.0336 |

Name = Anas discors (alcohol) subtracted from:

| Name | Difference of Means | SE of Difference | T-Value | Adjusted P-Value |
|---------------------|---------------------|------------------|---------|------------------|
| Anas discors (skin) | 3.375 | 1.646 | 2.050 | 0.3290 |

Grouping Information Using Tukey Method and 95.0% Confidence for LoDIII

| Name | N | Mean | Grouping |
|------------------------|---|--------|----------|
| Anas discors (skin) | 2 | 38.185 | A |
| Anas discors (alcohol) | 1 | 34.810 | A B |
| Anas discors | 4 | 32.997 | B |

Means that do not share a letter are significantly different.

Name = Anas discors subtracted from:

| Name | Difference of Means | SE of Difference | T-Value | Adjusted P-Value |
|------------------------|---------------------|------------------|---------|------------------|
| Anas discors (alcohol) | 1.813 | 1.503 | 1.206 | 0.5104 |
| Anas discors (skin) | 5.188 | 1.164 | 4.457 | 0.0242 |

Name = Anas discors (alcohol) subtracted from:

| Name | Difference of Means | SE of Difference | T-Value | Adjusted P-Value |
|---------------------|------------------------|---------------------|---------|---------------------|
| Anas discors (skin) | 3.375 | 1.646 | 2.050 | 0.2160 |

Grouping Information Using Bonferroni Method and 95.0% Confidence for LoDIV

| Name | N | Mean | Grouping |
|------------------------|---|--------|----------|
| Anas discors (skin) | 2 | 34.715 | A |
| Anas discors (alcohol) | 1 | 32.460 | A |
| Anas discors | 4 | 32.055 | A |

Means that do not share a letter are significantly different.

Name = Anas discors subtracted from:

| Name | Difference of Means | SE of Difference | T-Value | Adjusted P-Value |
|------------------------|------------------------|---------------------|---------|---------------------|
| Anas discors (alcohol) | 0.4050 | 2.665 | 0.1520 | 1.0000 |
| Anas discors (skin) | 2.6600 | 2.064 | 1.2885 | 0.8012 |

Name = Anas discors (alcohol) subtracted from:

| Name | Difference of Means | SE of Difference | T-Value | Adjusted P-Value |
|---------------------|------------------------|---------------------|---------|---------------------|
| Anas discors (skin) | 2.255 | 2.920 | 0.7724 | 1.000 |

Grouping Information Using Tukey Method and 95.0% Confidence for LoDIV

| Name | N | Mean | Grouping |
|------------------------|---|--------|----------|
| Anas discors (skin) | 2 | 34.715 | A |
| Anas discors (alcohol) | 1 | 32.460 | A |
| Anas discors | 4 | 32.055 | A |

Means that do not share a letter are significantly different.

Name = Anas discors subtracted from:

| Name | Difference of Means | SE of Difference | T-Value | Adjusted P-Value |
|------------------------|------------------------|---------------------|---------|---------------------|
| Anas discors (alcohol) | 0.4050 | 2.665 | 0.1520 | 0.9874 |
| Anas discors (skin) | 2.6600 | 2.064 | 1.2885 | 0.4717 |

Name = Anas discors (alcohol) subtracted from:

| Name | Difference of Means | SE of Difference | T-Value | Adjusted P-Value |
|---------------------|------------------------|---------------------|---------|---------------------|
| Anas discors (skin) | 2.255 | 2.920 | 0.7724 | 0.7378 |

Grouping Information Using Bonferroni Method and 95.0% Confidence for W@Pjoint
II

| Name | N | Mean | Grouping |
|------------------------|---|-------|----------|
| Anas discors (alcohol) | 1 | 2.770 | A |
| Anas discors (skin) | 2 | 2.530 | A |

Anas discors 4 1.902 B

Means that do not share a letter are significantly different.

Name = Anas discors subtracted from:

| Name | Difference of Means | SE of Difference | T-Value | Adjusted P-Value |
|------------------------|---------------------|------------------|---------|------------------|
| Anas discors (alcohol) | 0.8675 | 0.12559 | 6.907 | 0.0069 |
| Anas discors (skin) | 0.6275 | 0.09728 | 6.450 | 0.0089 |

Name = Anas discors (alcohol) subtracted from:

| Name | Difference of Means | SE of Difference | T-Value | Adjusted P-Value |
|---------------------|---------------------|------------------|---------|------------------|
| Anas discors (skin) | -0.2400 | 0.1376 | -1.744 | 0.4681 |

Grouping Information Using Tukey Method and 95.0% Confidence for W@Pjoint II

| Name | N | Mean | Grouping |
|------------------------|---|-------|----------|
| Anas discors (alcohol) | 1 | 2.770 | A |
| Anas discors (skin) | 2 | 2.530 | A |
| Anas discors | 4 | 1.902 | B |

Means that do not share a letter are significantly different.

Name = Anas discors subtracted from:

| Name | Difference of Means | SE of Difference | T-Value | Adjusted P-Value |
|------------------------|---------------------|------------------|---------|------------------|
| Anas discors (alcohol) | 0.8675 | 0.12559 | 6.907 | 0.0051 |
| Anas discors (skin) | 0.6275 | 0.09728 | 6.450 | 0.0066 |

Name = Anas discors (alcohol) subtracted from:

| Name | Difference of Means | SE of Difference | T-Value | Adjusted P-Value |
|---------------------|---------------------|------------------|---------|------------------|
| Anas discors (skin) | -0.2400 | 0.1376 | -1.744 | 0.2971 |

Grouping Information Using Bonferroni Method and 95.0% Confidence for W@Pjoint III

| Name | N | Mean | Grouping |
|------------------------|---|-------|----------|
| Anas discors (alcohol) | 1 | 3.110 | A |
| Anas discors (skin) | 2 | 2.825 | A |
| Anas discors | 4 | 2.615 | A |

Means that do not share a letter are significantly different.

Name = Anas discors subtracted from:

| Name | Difference of Means | SE of Difference | T-Value | Adjusted P-Value |
|------------------------|---------------------|------------------|---------|------------------|
| Anas discors (alcohol) | 0.4950 | 0.1575 | 3.143 | 0.1042 |
| Anas discors (skin) | 0.2100 | 0.1220 | 1.722 | 0.4807 |

Name = Anas discors (alcohol) subtracted from:

| Name | Difference of Means | SE of Difference | T-Value | Adjusted P-Value |
|---------------------|------------------------|---------------------|---------|---------------------|
| Anas discors (skin) | -0.2850 | 0.1725 | -1.652 | 0.5215 |

Grouping Information Using Tukey Method and 95.0% Confidence for W@Pjoint III

| Name | N | Mean | Grouping |
|------------------------|---|-------|----------|
| Anas discors (alcohol) | 1 | 3.110 | A |
| Anas discors (skin) | 2 | 2.825 | A |
| Anas discors | 4 | 2.615 | A |

Means that do not share a letter are significantly different.

Name = Anas discors subtracted from:

| Name | Difference of Means | SE of Difference | T-Value | Adjusted P-Value |
|------------------------|------------------------|---------------------|---------|---------------------|
| Anas discors (alcohol) | 0.4950 | 0.1575 | 3.143 | 0.0730 |
| Anas discors (skin) | 0.2100 | 0.1220 | 1.722 | 0.3042 |

Name = Anas discors (alcohol) subtracted from:

| Name | Difference of Means | SE of Difference | T-Value | Adjusted P-Value |
|---------------------|------------------------|---------------------|---------|---------------------|
| Anas discors (skin) | -0.2850 | 0.1725 | -1.652 | 0.3270 |

Grouping Information Using Bonferroni Method and 95.0% Confidence for W@Pjoint IV

| Name | N | Mean | Grouping |
|------------------------|---|-------|----------|
| Anas discors (skin) | 2 | 2.610 | A |
| Anas discors (alcohol) | 1 | 2.490 | A |
| Anas discors | 4 | 2.105 | A |

Means that do not share a letter are significantly different.

Name = Anas discors subtracted from:

| Name | Difference of Means | SE of Difference | T-Value | Adjusted P-Value |
|------------------------|------------------------|---------------------|---------|---------------------|
| Anas discors (alcohol) | 0.3850 | 0.2397 | 1.606 | 0.5506 |
| Anas discors (skin) | 0.5050 | 0.1857 | 2.720 | 0.1590 |

Name = Anas discors (alcohol) subtracted from:

| Name | Difference of Means | SE of Difference | T-Value | Adjusted P-Value |
|---------------------|------------------------|---------------------|---------|---------------------|
| Anas discors (skin) | 0.1200 | 0.2626 | 0.4570 | 1.000 |

Grouping Information Using Tukey Method and 95.0% Confidence for W@Pjoint IV

| Name | N | Mean | Grouping |
|------------------------|---|-------|----------|
| Anas discors (skin) | 2 | 2.610 | A |
| Anas discors (alcohol) | 1 | 2.490 | A |
| Anas discors | 4 | 2.105 | A |

Means that do not share a letter are significantly different.

Name = Anas discors subtracted from:

| Name | Difference of Means | SE of Difference | T-Value | Adjusted P-Value |
|------------------------|---------------------|------------------|---------|------------------|
| Anas discors (alcohol) | 0.3850 | 0.2397 | 1.606 | 0.3429 |
| Anas discors (skin) | 0.5050 | 0.1857 | 2.720 | 0.1094 |

Name = Anas discors (alcohol) subtracted from:

| Name | Difference of Means | SE of Difference | T-Value | Adjusted P-Value |
|---------------------|---------------------|------------------|---------|------------------|
| Anas discors (skin) | 0.1200 | 0.2626 | 0.4570 | 0.8942 |

Grouping Information Using Bonferroni Method and 95.0% Confidence for W@2joint III

| Name | N | Mean | Grouping |
|------------------------|---|-------|----------|
| Anas discors (alcohol) | 1 | 3.390 | A |
| Anas discors (skin) | 2 | 2.425 | B |
| Anas discors | 4 | 1.950 | C |

Means that do not share a letter are significantly different.

Name = Anas discors subtracted from:

| Name | Difference of Means | SE of Difference | T-Value | Adjusted P-Value |
|------------------------|---------------------|------------------|---------|------------------|
| Anas discors (alcohol) | 1.4400 | 0.07634 | 18.862 | 0.0001 |
| Anas discors (skin) | 0.4750 | 0.05913 | 8.033 | 0.0039 |

Name = Anas discors (alcohol) subtracted from:

| Name | Difference of Means | SE of Difference | T-Value | Adjusted P-Value |
|---------------------|---------------------|------------------|---------|------------------|
| Anas discors (skin) | -0.9650 | 0.08363 | -11.54 | 0.0010 |

Grouping Information Using Tukey Method and 95.0% Confidence for W@2joint III

| Name | N | Mean | Grouping |
|------------------------|---|-------|----------|
| Anas discors (alcohol) | 1 | 3.390 | A |
| Anas discors (skin) | 2 | 2.425 | B |
| Anas discors | 4 | 1.950 | C |

Means that do not share a letter are significantly different.

Name = Anas discors subtracted from:

| Name | Difference of Means | SE of Difference | T-Value | Adjusted P-Value |
|------------------------|---------------------|------------------|---------|------------------|
| Anas discors (alcohol) | 1.4400 | 0.07634 | 18.862 | 0.0001 |
| Anas discors (skin) | 0.4750 | 0.05913 | 8.033 | 0.0029 |

Name = Anas discors (alcohol) subtracted from:

| Name | Difference of Means | SE of Difference | T-Value | Adjusted P-Value |
|---------------------|---------------------|------------------|---------|------------------|
| Anas discors (skin) | -0.9650 | 0.08363 | -11.54 | 0.0007 |

Grouping Information Using Bonferroni Method and 95.0% Confidence for W@2joint IV

| Name | N | Mean | Grouping |
|------------------------|---|-------|----------|
| Anas discors (alcohol) | 1 | 2.670 | A |
| Anas discors (skin) | 2 | 2.255 | A |
| Anas discors | 4 | 1.658 | B |

Means that do not share a letter are significantly different.

Name = Anas discors subtracted from:

| Name | Difference of Means | SE of Difference | T-Value | Adjusted P-Value |
|------------------------|---------------------|------------------|---------|------------------|
| Anas discors (alcohol) | 1.0125 | 0.09638 | 10.505 | 0.0014 |
| Anas discors (skin) | 0.5975 | 0.07466 | 8.003 | 0.0040 |

Name = Anas discors (alcohol) subtracted from:

| Name | Difference of Means | SE of Difference | T-Value | Adjusted P-Value |
|---------------------|---------------------|------------------|---------|------------------|
| Anas discors (skin) | -0.4150 | 0.1056 | -3.931 | 0.0513 |

Grouping Information Using Tukey Method and 95.0% Confidence for W@2joint IV

| Name | N | Mean | Grouping |
|------------------------|---|-------|----------|
| Anas discors (alcohol) | 1 | 2.670 | A |
| Anas discors (skin) | 2 | 2.255 | B |
| Anas discors | 4 | 1.658 | C |

Means that do not share a letter are significantly different.

Name = Anas discors subtracted from:

| Name | Difference of Means | SE of Difference | T-Value | Adjusted P-Value |
|------------------------|---------------------|------------------|---------|------------------|
| Anas discors (alcohol) | 1.0125 | 0.09638 | 10.505 | 0.0010 |
| Anas discors (skin) | 0.5975 | 0.07466 | 8.003 | 0.0029 |

Name = Anas discors (alcohol) subtracted from:

| Name | Difference of Means | SE of Difference | T-Value | Adjusted P-Value |
|---------------------|---------------------|------------------|---------|------------------|
| Anas discors (skin) | -0.4150 | 0.1056 | -3.931 | 0.0367 |

Grouping Information Using Bonferroni Method and 95.0% Confidence for W@3joint IV

| Name | N | Mean | Grouping |
|------------------------|---|-------|----------|
| Anas discors (alcohol) | 1 | 2.460 | A |
| Anas discors (skin) | 2 | 1.875 | B |
| Anas discors | 4 | 1.377 | C |

Means that do not share a letter are significantly different.

Name = Anas discors subtracted from:

| Difference | SE of | Adjusted |
|------------|-------|----------|
|------------|-------|----------|

| Name | of Means | Difference | T-Value | P-Value |
|------------------------|----------|------------|---------|---------|
| Anas discors (alcohol) | 1.0825 | 0.08896 | 12.168 | 0.0008 |
| Anas discors (skin) | 0.4975 | 0.06891 | 7.220 | 0.0059 |

Name = Anas discors (alcohol) subtracted from:

| Name | Difference of Means | SE of Difference | T-Value | Adjusted P-Value |
|---------------------|---------------------|------------------|---------|------------------|
| Anas discors (skin) | -0.5850 | 0.09745 | -6.003 | 0.0116 |

Grouping Information Using Tukey Method and 95.0% Confidence for W@3joint IV

| Name | N | Mean | Grouping |
|------------------------|---|-------|----------|
| Anas discors (alcohol) | 1 | 2.460 | A |
| Anas discors (skin) | 2 | 1.875 | B |
| Anas discors | 4 | 1.377 | C |

Means that do not share a letter are significantly different.

Name = Anas discors subtracted from:

| Name | Difference of Means | SE of Difference | T-Value | Adjusted P-Value |
|------------------------|---------------------|------------------|---------|------------------|
| Anas discors (alcohol) | 1.0825 | 0.08896 | 12.168 | 0.0006 |
| Anas discors (skin) | 0.4975 | 0.06891 | 7.220 | 0.0043 |

Name = Anas discors (alcohol) subtracted from:

| Name | Difference of Means | SE of Difference | T-Value | Adjusted P-Value |
|---------------------|---------------------|------------------|---------|------------------|
| Anas discors (skin) | -0.5850 | 0.09745 | -6.003 | 0.0085 |

Grouping Information Using Bonferroni Method and 95.0% Confidence for LoPhI,II

| Name | N | Mean | Grouping |
|------------------------|---|--------|----------|
| Anas discors | 4 | 14.188 | A |
| Anas discors (skin) | 2 | 9.330 | B |
| Anas discors (alcohol) | 1 | 6.720 | C |

Means that do not share a letter are significantly different.

Name = Anas discors subtracted from:

| Name | Difference of Means | SE of Difference | T-Value | Adjusted P-Value |
|------------------------|---------------------|------------------|---------|------------------|
| Anas discors (alcohol) | -7.467 | 0.4733 | -15.78 | 0.0003 |
| Anas discors (skin) | -4.858 | 0.3666 | -13.25 | 0.0006 |

Name = Anas discors (alcohol) subtracted from:

| Name | Difference of Means | SE of Difference | T-Value | Adjusted P-Value |
|---------------------|---------------------|------------------|---------|------------------|
| Anas discors (skin) | 2.610 | 0.5185 | 5.034 | 0.0219 |

Grouping Information Using Tukey Method and 95.0% Confidence for LoPhI,II

| Name | N | Mean | Grouping |
|------|---|------|----------|
|------|---|------|----------|

| | | | |
|------------------------|---|--------|---|
| Anas discors | 4 | 14.188 | A |
| Anas discors (skin) | 2 | 9.330 | B |
| Anas discors (alcohol) | 1 | 6.720 | C |

Means that do not share a letter are significantly different.

Name = Anas discors subtracted from:

| Name | Difference of Means | SE of Difference | T-Value | Adjusted P-Value |
|------------------------|---------------------|------------------|---------|------------------|
| Anas discors (alcohol) | -7.467 | 0.4733 | -15.78 | 0.0002 |
| Anas discors (skin) | -4.858 | 0.3666 | -13.25 | 0.0004 |

Name = Anas discors (alcohol) subtracted from:

| Name | Difference of Means | SE of Difference | T-Value | Adjusted P-Value |
|---------------------|---------------------|------------------|---------|------------------|
| Anas discors (skin) | 2.610 | 0.5185 | 5.034 | 0.0159 |

Grouping Information Using Bonferroni Method and 95.0% Confidence for LoPhII,II

| Name | N | Mean | Grouping |
|------------------------|---|--------|----------|
| Anas discors (alcohol) | 1 | 11.520 | A |
| Anas discors (skin) | 2 | 10.735 | A |
| Anas discors | 4 | 10.625 | A |

Means that do not share a letter are significantly different.

Name = Anas discors subtracted from:

| Name | Difference of Means | SE of Difference | T-Value | Adjusted P-Value |
|------------------------|---------------------|------------------|---------|------------------|
| Anas discors (alcohol) | 0.8950 | 0.4823 | 1.8557 | 0.4112 |
| Anas discors (skin) | 0.1100 | 0.3736 | 0.2944 | 1.0000 |

Name = Anas discors (alcohol) subtracted from:

| Name | Difference of Means | SE of Difference | T-Value | Adjusted P-Value |
|---------------------|---------------------|------------------|---------|------------------|
| Anas discors (skin) | -0.7850 | 0.5283 | -1.486 | 0.6345 |

Grouping Information Using Tukey Method and 95.0% Confidence for LoPhII,II

| Name | N | Mean | Grouping |
|------------------------|---|--------|----------|
| Anas discors (alcohol) | 1 | 11.520 | A |
| Anas discors (skin) | 2 | 10.735 | A |
| Anas discors | 4 | 10.625 | A |

Means that do not share a letter are significantly different.

Name = Anas discors subtracted from:

| Name | Difference of Means | SE of Difference | T-Value | Adjusted P-Value |
|------------------------|---------------------|------------------|---------|------------------|
| Anas discors (alcohol) | 0.8950 | 0.4823 | 1.8557 | 0.2646 |
| Anas discors (skin) | 0.1100 | 0.3736 | 0.2944 | 0.9539 |

Name = Anas discors (alcohol) subtracted from:

| Name | Difference of Means | SE of Difference | T-Value | Adjusted P-Value |
|---------------------|------------------------|---------------------|---------|---------------------|
| Anas discors (skin) | -0.7850 | 0.5283 | -1.486 | 0.3877 |

Grouping Information Using Bonferroni Method and 95.0% Confidence for LoPhI,III

| Name | N | Mean | Grouping |
|------------------------|---|--------|----------|
| Anas discors | 4 | 15.070 | A |
| Anas discors (skin) | 2 | 9.865 | B |
| Anas discors (alcohol) | 1 | 7.860 | B |

Means that do not share a letter are significantly different.

Name = Anas discors subtracted from:

| Name | Difference of Means | SE of Difference | T-Value | Adjusted P-Value |
|------------------------|------------------------|---------------------|---------|---------------------|
| Anas discors (alcohol) | -7.210 | 0.9805 | -7.353 | 0.0055 |
| Anas discors (skin) | -5.205 | 0.7595 | -6.853 | 0.0071 |

Name = Anas discors (alcohol) subtracted from:

| Name | Difference of Means | SE of Difference | T-Value | Adjusted P-Value |
|---------------------|------------------------|---------------------|---------|---------------------|
| Anas discors (skin) | 2.005 | 1.074 | 1.867 | 0.4061 |

Grouping Information Using Tukey Method and 95.0% Confidence for LoPhI,III

| Name | N | Mean | Grouping |
|------------------------|---|--------|----------|
| Anas discors | 4 | 15.070 | A |
| Anas discors (skin) | 2 | 9.865 | B |
| Anas discors (alcohol) | 1 | 7.860 | B |

Means that do not share a letter are significantly different.

Name = Anas discors subtracted from:

| Name | Difference of Means | SE of Difference | T-Value | Adjusted P-Value |
|------------------------|------------------------|---------------------|---------|---------------------|
| Anas discors (alcohol) | -7.210 | 0.9805 | -7.353 | 0.0040 |
| Anas discors (skin) | -5.205 | 0.7595 | -6.853 | 0.0052 |

Name = Anas discors (alcohol) subtracted from:

| Name | Difference of Means | SE of Difference | T-Value | Adjusted P-Value |
|---------------------|------------------------|---------------------|---------|---------------------|
| Anas discors (skin) | 2.005 | 1.074 | 1.867 | 0.2616 |

Grouping Information Using Bonferroni Method and 95.0% Confidence for LoPhII,III

| Name | N | Mean | Grouping |
|------------------------|---|--------|----------|
| Anas discors | 4 | 10.435 | A |
| Anas discors (skin) | 2 | 6.745 | A |
| Anas discors (alcohol) | 1 | 5.380 | A |

Means that do not share a letter are significantly different.

Name = Anas discors subtracted from:

| Name | Difference of Means | SE of Difference | T-Value | Adjusted P-Value |
|------------------------|------------------------|---------------------|---------|---------------------|
| Anas discors (alcohol) | -5.055 | 1.562 | -3.236 | 0.0954 |
| Anas discors (skin) | -3.690 | 1.210 | -3.049 | 0.1142 |

Name = Anas discors (alcohol) subtracted from:

| Name | Difference of Means | SE of Difference | T-Value | Adjusted P-Value |
|---------------------|------------------------|---------------------|---------|---------------------|
| Anas discors (skin) | 1.365 | 1.711 | 0.7976 | 1.000 |

Grouping Information Using Tukey Method and 95.0% Confidence for LoPhII,III

| Name | N | Mean | Grouping |
|------------------------|---|--------|----------|
| Anas discors | 4 | 10.435 | A |
| Anas discors (skin) | 2 | 6.745 | A |
| Anas discors (alcohol) | 1 | 5.380 | A |

Means that do not share a letter are significantly different.

Name = Anas discors subtracted from:

| Name | Difference of Means | SE of Difference | T-Value | Adjusted P-Value |
|------------------------|------------------------|---------------------|---------|---------------------|
| Anas discors (alcohol) | -5.055 | 1.562 | -3.236 | 0.0670 |
| Anas discors (skin) | -3.690 | 1.210 | -3.049 | 0.0797 |

Name = Anas discors (alcohol) subtracted from:

| Name | Difference of Means | SE of Difference | T-Value | Adjusted P-Value |
|---------------------|------------------------|---------------------|---------|---------------------|
| Anas discors (skin) | 1.365 | 1.711 | 0.7976 | 0.7242 |

Grouping Information Using Bonferroni Method and 95.0% Confidence for
LoPhIII,III

| Name | N | Mean | Grouping |
|------------------------|---|--------|----------|
| Anas discors (skin) | 2 | 12.210 | A |
| Anas discors (alcohol) | 1 | 11.950 | A |
| Anas discors | 4 | 8.545 | A |

Means that do not share a letter are significantly different.

Name = Anas discors subtracted from:

| Name | Difference of Means | SE of Difference | T-Value | Adjusted P-Value |
|------------------------|------------------------|---------------------|---------|---------------------|
| Anas discors (alcohol) | 3.405 | 1.548 | 2.200 | 0.2780 |
| Anas discors (skin) | 3.665 | 1.199 | 3.057 | 0.1133 |

Name = Anas discors (alcohol) subtracted from:

| Name | Difference of Means | SE of Difference | T-Value | Adjusted P-Value |
|---------------------|------------------------|---------------------|---------|---------------------|
| Anas discors (skin) | 0.2600 | 1.696 | 0.1533 | 1.000 |

Grouping Information Using Tukey Method and 95.0% Confidence for LoPhIII,III

| Name | N | Mean | Grouping |
|------------------------|---|--------|----------|
| Anas discors (skin) | 2 | 12.210 | A |
| Anas discors (alcohol) | 1 | 11.950 | A |
| Anas discors | 4 | 8.545 | A |

Means that do not share a letter are significantly different.

Name = Anas discors subtracted from:

| Name | Difference of Means | SE of Difference | T-Value | Adjusted P-Value |
|------------------------|---------------------|------------------|---------|------------------|
| Anas discors (alcohol) | 3.405 | 1.548 | 2.200 | 0.1849 |
| Anas discors (skin) | 3.665 | 1.199 | 3.057 | 0.0791 |

Name = Anas discors (alcohol) subtracted from:

| Name | Difference of Means | SE of Difference | T-Value | Adjusted P-Value |
|---------------------|---------------------|------------------|---------|------------------|
| Anas discors (skin) | 0.2600 | 1.696 | 0.1533 | 0.9872 |

Grouping Information Using Bonferroni Method and 95.0% Confidence for LoPhI,IV

| Name | N | Mean | Grouping |
|------------------------|---|--------|----------|
| Anas discors | 4 | 11.950 | A |
| Anas discors (skin) | 2 | 7.530 | B |
| Anas discors (alcohol) | 1 | 7.350 | B |

Means that do not share a letter are significantly different.

Name = Anas discors subtracted from:

| Name | Difference of Means | SE of Difference | T-Value | Adjusted P-Value |
|------------------------|---------------------|------------------|---------|------------------|
| Anas discors (alcohol) | -4.600 | 1.0435 | -4.408 | 0.0348 |
| Anas discors (skin) | -4.420 | 0.8083 | -5.468 | 0.0163 |

Name = Anas discors (alcohol) subtracted from:

| Name | Difference of Means | SE of Difference | T-Value | Adjusted P-Value |
|---------------------|---------------------|------------------|---------|------------------|
| Anas discors (skin) | 0.1800 | 1.143 | 0.1575 | 1.000 |

Grouping Information Using Tukey Method and 95.0% Confidence for LoPhI,IV

| Name | N | Mean | Grouping |
|------------------------|---|--------|----------|
| Anas discors | 4 | 11.950 | A |
| Anas discors (skin) | 2 | 7.530 | B |
| Anas discors (alcohol) | 1 | 7.350 | B |

Means that do not share a letter are significantly different.

Name = Anas discors subtracted from:

| Name | Difference of Means | SE of Difference | T-Value | Adjusted P-Value |
|------|---------------------|------------------|---------|------------------|
|------|---------------------|------------------|---------|------------------|

| | | | | |
|------------------------|--------|--------|--------|--------|
| Anas discors (alcohol) | -4.600 | 1.0435 | -4.408 | 0.0251 |
| Anas discors (skin) | -4.420 | 0.8083 | -5.468 | 0.0119 |

Name = Anas discors (alcohol) subtracted from:

| Name | Difference of Means | SE of Difference | T-Value | Adjusted P-Value |
|---------------------|---------------------|------------------|---------|------------------|
| Anas discors (skin) | 0.1800 | 1.143 | 0.1575 | 0.9865 |

Grouping Information Using Bonferroni Method and 95.0% Confidence for LoPhII,IV

| Name | N | Mean | Grouping |
|------------------------|---|-------|----------|
| Anas discors | 4 | 8.232 | A |
| Anas discors (skin) | 2 | 7.355 | A |
| Anas discors (alcohol) | 1 | 5.370 | A |

Means that do not share a letter are significantly different.

Name = Anas discors subtracted from:

| Name | Difference of Means | SE of Difference | T-Value | Adjusted P-Value |
|------------------------|---------------------|------------------|---------|------------------|
| Anas discors (alcohol) | -2.862 | 1.2172 | -2.352 | 0.2351 |
| Anas discors (skin) | -0.878 | 0.9428 | -0.931 | 1.0000 |

Name = Anas discors (alcohol) subtracted from:

| Name | Difference of Means | SE of Difference | T-Value | Adjusted P-Value |
|---------------------|---------------------|------------------|---------|------------------|
| Anas discors (skin) | 1.985 | 1.333 | 1.489 | 0.6324 |

Grouping Information Using Tukey Method and 95.0% Confidence for LoPhII,IV

| Name | N | Mean | Grouping |
|------------------------|---|-------|----------|
| Anas discors | 4 | 8.232 | A |
| Anas discors (skin) | 2 | 7.355 | A |
| Anas discors (alcohol) | 1 | 5.370 | A |

Means that do not share a letter are significantly different.

Name = Anas discors subtracted from:

| Name | Difference of Means | SE of Difference | T-Value | Adjusted P-Value |
|------------------------|---------------------|------------------|---------|------------------|
| Anas discors (alcohol) | -2.862 | 1.2172 | -2.352 | 0.1582 |
| Anas discors (skin) | -0.878 | 0.9428 | -0.931 | 0.6522 |

Name = Anas discors (alcohol) subtracted from:

| Name | Difference of Means | SE of Difference | T-Value | Adjusted P-Value |
|---------------------|---------------------|------------------|---------|------------------|
| Anas discors (skin) | 1.985 | 1.333 | 1.489 | 0.3866 |

Grouping Information Using Bonferroni Method and 95.0% Confidence for LoPhIII,IV

| Name | N | Mean | Grouping |
|------|---|------|----------|
|------|---|------|----------|

| | | | |
|------------------------|---|-------|---|
| Anas discors | 4 | 6.245 | A |
| Anas discors (skin) | 2 | 5.570 | A |
| Anas discors (alcohol) | 1 | 5.300 | A |

Means that do not share a letter are significantly different.

Name = Anas discors subtracted from:

| Name | Difference of Means | SE of Difference | T-Value | Adjusted P-Value |
|------------------------|---------------------|------------------|---------|------------------|
| Anas discors (alcohol) | -0.9450 | 0.8113 | -1.165 | 0.9264 |
| Anas discors (skin) | -0.6750 | 0.6284 | -1.074 | 1.0000 |

Name = Anas discors (alcohol) subtracted from:

| Name | Difference of Means | SE of Difference | T-Value | Adjusted P-Value |
|---------------------|---------------------|------------------|---------|------------------|
| Anas discors (skin) | 0.2700 | 0.8887 | 0.3038 | 1.000 |

Grouping Information Using Tukey Method and 95.0% Confidence for LoPhIII,IV

| Name | N | Mean | Grouping |
|------------------------|---|-------|----------|
| Anas discors | 4 | 6.245 | A |
| Anas discors (skin) | 2 | 5.570 | A |
| Anas discors (alcohol) | 1 | 5.300 | A |

Means that do not share a letter are significantly different.

Name = Anas discors subtracted from:

| Name | Difference of Means | SE of Difference | T-Value | Adjusted P-Value |
|------------------------|---------------------|------------------|---------|------------------|
| Anas discors (alcohol) | -0.9450 | 0.8113 | -1.165 | 0.5306 |
| Anas discors (skin) | -0.6750 | 0.6284 | -1.074 | 0.5764 |

Name = Anas discors (alcohol) subtracted from:

| Name | Difference of Means | SE of Difference | T-Value | Adjusted P-Value |
|---------------------|---------------------|------------------|---------|------------------|
| Anas discors (skin) | 0.2700 | 0.8887 | 0.3038 | 0.9510 |

Grouping Information Using Bonferroni Method and 95.0% Confidence for LoPhIV,IV

| Name | N | Mean | Grouping |
|------------------------|---|-------|----------|
| Anas discors (alcohol) | 1 | 8.450 | A |
| Anas discors (skin) | 2 | 7.400 | A |
| Anas discors | 4 | 6.778 | A |

Means that do not share a letter are significantly different.

Name = Anas discors subtracted from:

| Name | Difference of Means | SE of Difference | T-Value | Adjusted P-Value |
|------------------------|---------------------|------------------|---------|------------------|
| Anas discors (alcohol) | 1.6725 | 0.4814 | 3.475 | 0.0764 |
| Anas discors (skin) | 0.6225 | 0.3729 | 1.670 | 0.5110 |

Name = Anas discors (alcohol) subtracted from:

| Name | Difference of Means | SE of Difference | T-Value | Adjusted P-Value |
|---------------------|------------------------|---------------------|---------|---------------------|
| Anas discors (skin) | -1.050 | 0.5273 | -1.991 | 0.3518 |

Grouping Information Using Tukey Method and 95.0% Confidence for LoPhIV,IV

| Name | N | Mean | Grouping |
|------------------------|---|-------|----------|
| Anas discors (alcohol) | 1 | 8.450 | A |
| Anas discors (skin) | 2 | 7.400 | A |
| Anas discors | 4 | 6.778 | A |

Means that do not share a letter are significantly different.

Name = Anas discors subtracted from:

| Name | Difference of Means | SE of Difference | T-Value | Adjusted P-Value |
|------------------------|------------------------|---------------------|---------|---------------------|
| Anas discors (alcohol) | 1.6725 | 0.4814 | 3.475 | 0.0541 |
| Anas discors (skin) | 0.6225 | 0.3729 | 1.670 | 0.3211 |

Name = Anas discors (alcohol) subtracted from:

| Name | Difference of Means | SE of Difference | T-Value | Adjusted P-Value |
|---------------------|------------------------|---------------------|---------|---------------------|
| Anas discors (skin) | -1.050 | 0.5273 | -1.991 | 0.2297 |

Grouping Information Using Bonferroni Method and 95.0% Confidence for Foot Length

| Name | N | Mean | Grouping |
|------------------------|---|--------|----------|
| Anas discors (alcohol) | 1 | 41.730 | A |
| Anas discors (skin) | 2 | 41.650 | A |
| Anas discors | 4 | 39.985 | A |

Means that do not share a letter are significantly different.

Name = Anas discors subtracted from:

| Name | Difference of Means | SE of Difference | T-Value | Adjusted P-Value |
|------------------------|------------------------|---------------------|---------|---------------------|
| Anas discors (alcohol) | 1.745 | 2.597 | 0.6720 | 1.000 |
| Anas discors (skin) | 1.665 | 2.011 | 0.8278 | 1.000 |

Name = Anas discors (alcohol) subtracted from:

| Name | Difference of Means | SE of Difference | T-Value | Adjusted P-Value |
|---------------------|------------------------|---------------------|----------|---------------------|
| Anas discors (skin) | -0.08000 | 2.845 | -0.02812 | 1.000 |

Grouping Information Using Tukey Method and 95.0% Confidence for Foot Length

| Name | N | Mean | Grouping |
|------------------------|---|--------|----------|
| Anas discors (alcohol) | 1 | 41.730 | A |
| Anas discors (skin) | 2 | 41.650 | A |
| Anas discors | 4 | 39.985 | A |

Means that do not share a letter are significantly different.

Name = Anas discors subtracted from:

| Name | Difference of Means | SE of Difference | T-Value | Adjusted P-Value |
|------------------------|---------------------|------------------|---------|------------------|
| Anas discors (alcohol) | 1.745 | 2.597 | 0.6720 | 0.7911 |
| Anas discors (skin) | 1.665 | 2.011 | 0.8278 | 0.7079 |

Name = Anas discors (alcohol) subtracted from:

| Name | Difference of Means | SE of Difference | T-Value | Adjusted P-Value |
|---------------------|---------------------|------------------|----------|------------------|
| Anas discors (skin) | -0.08000 | 2.845 | -0.02812 | 0.9996 |

Grouping Information Using Bonferroni Method and 95.0% Confidence for Lotmt

| Name | N | Mean | Grouping |
|------------------------|---|--------|----------|
| Anas discors (alcohol) | 1 | 34.260 | A |
| Anas discors (skin) | 2 | 33.725 | A |
| Anas discors | 4 | 30.385 | A |

Means that do not share a letter are significantly different.

Name = Anas discors subtracted from:

| Name | Difference of Means | SE of Difference | T-Value | Adjusted P-Value |
|------------------------|---------------------|------------------|---------|------------------|
| Anas discors (alcohol) | 3.875 | 1.720 | 2.253 | 0.2621 |
| Anas discors (skin) | 3.340 | 1.332 | 2.507 | 0.1988 |

Name = Anas discors (alcohol) subtracted from:

| Name | Difference of Means | SE of Difference | T-Value | Adjusted P-Value |
|---------------------|---------------------|------------------|---------|------------------|
| Anas discors (skin) | -0.5350 | 1.884 | -0.2840 | 1.000 |

Grouping Information Using Tukey Method and 95.0% Confidence for Lotmt

| Name | N | Mean | Grouping |
|------------------------|---|--------|----------|
| Anas discors (alcohol) | 1 | 34.260 | A |
| Anas discors (skin) | 2 | 33.725 | A |
| Anas discors | 4 | 30.385 | A |

Means that do not share a letter are significantly different.

Name = Anas discors subtracted from:

| Name | Difference of Means | SE of Difference | T-Value | Adjusted P-Value |
|------------------------|---------------------|------------------|---------|------------------|
| Anas discors (alcohol) | 3.875 | 1.720 | 2.253 | 0.1750 |
| Anas discors (skin) | 3.340 | 1.332 | 2.507 | 0.1351 |

Name = Anas discors (alcohol) subtracted from:

| Name | Difference of Means | SE of Difference | T-Value | Adjusted P-Value |
|---------------------|---------------------|------------------|---------|------------------|
| Anas discors (skin) | -0.5350 | 1.884 | -0.2840 | 0.9570 |

Grouping Information Using Bonferroni Method and 95.0% Confidence for
Wotmt@prox

| Name | N | Mean | Grouping |
|------------------------|---|-------|----------|
| Anas discors (alcohol) | 1 | 7.600 | A |
| Anas discors (skin) | 2 | 7.280 | A |
| Anas discors | 4 | 6.005 | B |

Means that do not share a letter are significantly different.

Name = Anas discors subtracted from:

| Name | Difference of Means | SE of Difference | T-Value | Adjusted P-Value |
|------------------------|------------------------|---------------------|---------|---------------------|
| Anas discors (alcohol) | 1.595 | 0.3077 | 5.184 | 0.0198 |
| Anas discors (skin) | 1.275 | 0.2383 | 5.350 | 0.0177 |

Name = Anas discors (alcohol) subtracted from:

| Name | Difference of Means | SE of Difference | T-Value | Adjusted P-Value |
|---------------------|------------------------|---------------------|---------|---------------------|
| Anas discors (skin) | -0.3200 | 0.3370 | -0.9495 | 1.000 |

Grouping Information Using Tukey Method and 95.0% Confidence for Wotmt@prox

| Name | N | Mean | Grouping |
|------------------------|---|-------|----------|
| Anas discors (alcohol) | 1 | 7.600 | A |
| Anas discors (skin) | 2 | 7.280 | A |
| Anas discors | 4 | 6.005 | B |

Means that do not share a letter are significantly different.

Name = Anas discors subtracted from:

| Name | Difference of Means | SE of Difference | T-Value | Adjusted P-Value |
|------------------------|------------------------|---------------------|---------|---------------------|
| Anas discors (alcohol) | 1.595 | 0.3077 | 5.184 | 0.0144 |
| Anas discors (skin) | 1.275 | 0.2383 | 5.350 | 0.0129 |

Name = Anas discors (alcohol) subtracted from:

| Name | Difference of Means | SE of Difference | T-Value | Adjusted P-Value |
|---------------------|------------------------|---------------------|---------|---------------------|
| Anas discors (skin) | -0.3200 | 0.3370 | -0.9495 | 0.6421 |

Grouping Information Using Bonferroni Method and 95.0% Confidence for
Wotmt@cond

| Name | N | Mean | Grouping |
|------------------------|---|-------|----------|
| Anas discors (alcohol) | 1 | 6.900 | A |
| Anas discors (skin) | 2 | 6.560 | A |
| Anas discors | 4 | 6.005 | A |

Means that do not share a letter are significantly different.

Name = Anas discors subtracted from:

| Difference | SE of | Adjusted |
|------------|-------|----------|
|------------|-------|----------|

| Name | of Means | Difference | T-Value | P-Value |
|------------------------|----------|------------|---------|---------|
| Anas discors (alcohol) | 0.8950 | 0.5069 | 1.766 | 0.4566 |
| Anas discors (skin) | 0.5550 | 0.3926 | 1.414 | 0.6911 |

Name = Anas discors (alcohol) subtracted from:

| Name | Difference of Means | SE of Difference | T-Value | Adjusted P-Value |
|---------------------|---------------------|------------------|---------|------------------|
| Anas discors (skin) | -0.3400 | 0.5552 | -0.6124 | 1.000 |

Grouping Information Using Tukey Method and 95.0% Confidence for Wotmt@cond

| Name | N | Mean | Grouping |
|------------------------|---|-------|----------|
| Anas discors (alcohol) | 1 | 6.900 | A |
| Anas discors (skin) | 2 | 6.560 | A |
| Anas discors | 4 | 6.005 | A |

Means that do not share a letter are significantly different.

Name = Anas discors subtracted from:

| Name | Difference of Means | SE of Difference | T-Value | Adjusted P-Value |
|------------------------|---------------------|------------------|---------|------------------|
| Anas discors (alcohol) | 0.8950 | 0.5069 | 1.766 | 0.2906 |
| Anas discors (skin) | 0.5550 | 0.3926 | 1.414 | 0.4170 |

Name = Anas discors (alcohol) subtracted from:

| Name | Difference of Means | SE of Difference | T-Value | Adjusted P-Value |
|---------------------|---------------------|------------------|---------|------------------|
| Anas discors (skin) | -0.3400 | 0.5552 | -0.6124 | 0.8216 |

General Linear Model: LoDI, LoDII, ... versus Name

| Factor | Type | Levels | Values |
|--------|-------|--------|-------------------------------|
| Name | fixed | 2 | Ardea alba, Ardea alba (skin) |

Analysis of Variance for LoDI, using Adjusted SS for Tests

| Source | DF | Seq SS | Adj SS | Adj MS | F | P |
|--------|----|--------|--------|--------|------|-------|
| Name | 1 | 1.152 | 1.152 | 1.152 | 0.51 | 0.528 |
| Error | 3 | 6.832 | 6.832 | 2.277 | | |
| Total | 4 | 7.984 | | | | |

S = 1.50906 R-Sq = 14.43% R-Sq(adj) = 0.00%

Unusual Observations for LoDI

| Obs | LoDI | Fit | SE Fit | Residual | St Resid |
|-----|---------|---------|--------|----------|----------|
| 5 | 40.0400 | 40.0400 | 1.5091 | 0.0000 | * X |

X denotes an observation whose X value gives it large leverage.

Analysis of Variance for LoDII, using Adjusted SS for Tests

| Source | DF | Seq SS | Adj SS | Adj MS | F | P |
|--------|----|--------|--------|--------|------|-------|
| Name | 1 | 42.632 | 42.632 | 42.632 | 6.47 | 0.084 |
| Error | 3 | 19.773 | 19.773 | 6.591 | | |
| Total | 4 | 62.405 | | | | |

S = 2.56727 R-Sq = 68.32% R-Sq(adj) = 57.75%

Unusual Observations for LoDII

| Obs | LoDII | Fit | SE Fit | Residual | St Resid |
|-----|---------|---------|--------|----------|----------|
| 5 | 60.5800 | 60.5800 | 2.5673 | -0.0000 | * X |

X denotes an observation whose X value gives it large leverage.

Analysis of Variance for LoDIII, using Adjusted SS for Tests

| Source | DF | Seq SS | Adj SS | Adj MS | F | P |
|--------|----|---------|--------|--------|-------|-------|
| Name | 1 | 86.486 | 86.486 | 86.486 | 10.45 | 0.048 |
| Error | 3 | 24.828 | 24.828 | 8.276 | | |
| Total | 4 | 111.315 | | | | |

S = 2.87682 R-Sq = 77.70% R-Sq(adj) = 70.26%

Unusual Observations for LoDIII

| Obs | LoDIII | Fit | SE Fit | Residual | St Resid |
|-----|---------|---------|--------|----------|----------|
| 5 | 85.8800 | 85.8800 | 2.8768 | 0.0000 | * X |

X denotes an observation whose X value gives it large leverage.

Analysis of Variance for LoDIV, using Adjusted SS for Tests

| Source | DF | Seq SS | Adj SS | Adj MS | F | P |
|--------|----|--------|--------|--------|------|-------|
| Name | 1 | 62.30 | 62.30 | 62.30 | 5.42 | 0.102 |
| Error | 3 | 34.52 | 34.52 | 11.51 | | |
| Total | 4 | 96.82 | | | | |

S = 3.39197 R-Sq = 64.35% R-Sq(adj) = 52.47%

Unusual Observations for LoDIV

| Obs | LoDIV | Fit | SE Fit | Residual | St Resid |
|-----|---------|---------|--------|----------|----------|
| 5 | 74.6100 | 74.6100 | 3.3920 | 0.0000 | * X |

X denotes an observation whose X value gives it large leverage.

Analysis of Variance for W@Pjoint II, using Adjusted SS for Tests

| Source | DF | Seq SS | Adj SS | Adj MS | F | P |
|--------|----|--------|--------|--------|-------|-------|
| Name | 1 | 4.1953 | 4.1953 | 4.1953 | 52.27 | 0.005 |

| | | | | |
|-------|---|--------|--------|--------|
| Error | 3 | 0.2408 | 0.2408 | 0.0803 |
| Total | 4 | 4.4361 | | |

S = 0.283314 R-Sq = 94.57% R-Sq(adj) = 92.76%

Unusual Observations for W@Pjoint II

| Obs | W@Pjoint II | Fit | SE Fit | Residual | St Resid |
|-----|-------------|---------|---------|----------|----------|
| 5 | 6.05000 | 6.05000 | 0.28331 | -0.00000 | * X |

X denotes an observation whose X value gives it large leverage.

Analysis of Variance for W@Pjoint III, using Adjusted SS for Tests

| Source | DF | Seq SS | Adj SS | Adj MS | F | P |
|--------|----|--------|--------|--------|-------|-------|
| Name | 1 | 4.3524 | 4.3524 | 4.3524 | 74.16 | 0.003 |
| Error | 3 | 0.1761 | 0.1761 | 0.0587 | | |
| Total | 4 | 4.5285 | | | | |

S = 0.242264 R-Sq = 96.11% R-Sq(adj) = 94.82%

Unusual Observations for W@Pjoint III

| Obs | W@Pjoint III | Fit | SE Fit | Residual | St Resid |
|-----|--------------|---------|---------|----------|----------|
| 5 | 6.75000 | 6.75000 | 0.24226 | 0.00000 | * X |

X denotes an observation whose X value gives it large leverage.

Analysis of Variance for W@Pjoint IV, using Adjusted SS for Tests

| Source | DF | Seq SS | Adj SS | Adj MS | F | P |
|--------|----|--------|--------|--------|--------|-------|
| Name | 1 | 3.1442 | 3.1442 | 3.1442 | 160.76 | 0.001 |
| Error | 3 | 0.0587 | 0.0587 | 0.0196 | | |
| Total | 4 | 3.2029 | | | | |

S = 0.139851 R-Sq = 98.17% R-Sq(adj) = 97.56%

Unusual Observations for W@Pjoint IV

| Obs | W@Pjoint IV | Fit | SE Fit | Residual | St Resid |
|-----|-------------|---------|---------|----------|----------|
| 5 | 6.35000 | 6.35000 | 0.13985 | 0.00000 | * X |

X denotes an observation whose X value gives it large leverage.

Analysis of Variance for W@2joint III, using Adjusted SS for Tests

| Source | DF | Seq SS | Adj SS | Adj MS | F | P |
|--------|----|--------|--------|--------|-------|-------|
| Name | 1 | 4.3618 | 4.3618 | 4.3618 | 80.33 | 0.003 |
| Error | 3 | 0.1629 | 0.1629 | 0.0543 | | |
| Total | 4 | 4.5247 | | | | |

S = 0.233024 R-Sq = 96.40% R-Sq(adj) = 95.20%

Unusual Observations for W@2joint III

| Obs | W@2joint III | Fit | SE Fit | Residual | St Resid |
|-----|--------------|---------|---------|----------|----------|
| 5 | 5.71000 | 5.71000 | 0.23302 | -0.00000 | * X |

X denotes an observation whose X value gives it large leverage.

Analysis of Variance for W@2joint IV, using Adjusted SS for Tests

| Source | DF | Seq SS | Adj SS | Adj MS | F | P |
|--------|----|--------|--------|--------|-------|-------|
| Name | 1 | 3.1601 | 3.1601 | 3.1601 | 71.35 | 0.003 |
| Error | 3 | 0.1329 | 0.1329 | 0.0443 | | |
| Total | 4 | 3.2930 | | | | |

S = 0.210456 R-Sq = 95.96% R-Sq(adj) = 94.62%

Unusual Observations for W@2joint IV

| Obs | W@2joint IV | Fit | SE Fit | Residual | St Resid |
|-----|-------------|---------|---------|----------|----------|
| 5 | 5.48000 | 5.48000 | 0.21046 | 0.00000 | * X |

X denotes an observation whose X value gives it large leverage.

Analysis of Variance for W@3joint IV, using Adjusted SS for Tests

| Source | DF | Seq SS | Adj SS | Adj MS | F | P |
|--------|----|--------|--------|--------|-------|-------|
| Name | 1 | 1.6646 | 1.6646 | 1.6646 | 61.44 | 0.004 |
| Error | 3 | 0.0813 | 0.0813 | 0.0271 | | |
| Total | 4 | 1.7459 | | | | |

S = 0.164595 R-Sq = 95.34% R-Sq(adj) = 93.79%

Unusual Observations for W@3joint IV

| Obs | W@3joint IV | Fit | SE Fit | Residual | St Resid |
|-----|-------------|---------|---------|----------|----------|
| 5 | 4.33000 | 4.33000 | 0.16460 | 0.00000 | * X |

X denotes an observation whose X value gives it large leverage.

Analysis of Variance for LoPhI,II, using Adjusted SS for Tests

| Source | DF | Seq SS | Adj SS | Adj MS | F | P |
|--------|----|--------|--------|--------|--------|-------|
| Name | 1 | 222.71 | 222.71 | 222.71 | 241.82 | 0.001 |
| Error | 3 | 2.76 | 2.76 | 0.92 | | |
| Total | 4 | 225.47 | | | | |

S = 0.959670 R-Sq = 98.77% R-Sq(adj) = 98.37%

Unusual Observations for LoPhI,II

| Obs | LoPhI,II | Fit | SE Fit | Residual | St Resid |
|-----|----------|---------|--------|----------|----------|
| 5 | 22.6100 | 22.6100 | 0.9597 | 0.0000 | * X |

X denotes an observation whose X value gives it large leverage.

Analysis of Variance for LoPhII,II, using Adjusted SS for Tests

| Source | DF | Seq SS | Adj SS | Adj MS | F | P |
|--------|----|---------|--------|--------|-------|-------|
| Name | 1 | 91.293 | 91.293 | 91.293 | 27.60 | 0.013 |
| Error | 3 | 9.922 | 9.922 | 3.307 | | |
| Total | 4 | 101.215 | | | | |

S = 1.81865 R-Sq = 90.20% R-Sq(adj) = 86.93%

Unusual Observations for LoPhII,II

| Obs | LoPhII,II | Fit | SE Fit | Residual | St Resid |
|-----|-----------|---------|--------|----------|----------|
| 5 | 18.6100 | 18.6100 | 1.8187 | 0.0000 | * X |

X denotes an observation whose X value gives it large leverage.

Analysis of Variance for LoPhI,III, using Adjusted SS for Tests

| Source | DF | Seq SS | Adj SS | Adj MS | F | P |
|--------|----|--------|--------|--------|--------|-------|
| Name | 1 | 179.46 | 179.46 | 179.46 | 348.63 | 0.000 |
| Error | 3 | 1.54 | 1.54 | 0.51 | | |
| Total | 4 | 181.00 | | | | |

S = 0.717467 R-Sq = 99.15% R-Sq(adj) = 98.86%

Unusual Observations for LoPhI,III

| Obs | LoPhI,III | Fit | SE Fit | Residual | St Resid |
|-----|-----------|---------|--------|----------|----------|
| 5 | 20.1300 | 20.1300 | 0.7175 | 0.0000 | * X |

X denotes an observation whose X value gives it large leverage.

Analysis of Variance for LoPhII,III, using Adjusted SS for Tests

| Source | DF | Seq SS | Adj SS | Adj MS | F | P |
|--------|----|--------|--------|--------|--------|-------|
| Name | 1 | 135.46 | 135.46 | 135.46 | 137.73 | 0.001 |
| Error | 3 | 2.95 | 2.95 | 0.98 | | |
| Total | 4 | 138.41 | | | | |

S = 0.991711 R-Sq = 97.87% R-Sq(adj) = 97.16%

Unusual Observations for LoPhII,III

| Obs | LoPhII,III | Fit | SE Fit | Residual | St Resid |
|-----|------------|---------|--------|----------|----------|
| 5 | 24.4000 | 24.4000 | 0.9917 | 0.0000 | * X |

X denotes an observation whose X value gives it large leverage.

Analysis of Variance for LoPhIII,III, using Adjusted SS for Tests

| Source | DF | Seq SS | Adj SS | Adj MS | F | P |
|--------|----|--------|--------|--------|-------|-------|
| Name | 1 | 107.37 | 107.37 | 107.37 | 44.34 | 0.007 |
| Error | 3 | 7.26 | 7.26 | 2.42 | | |
| Total | 4 | 114.63 | | | | |

S = 1.55607 R-Sq = 93.66% R-Sq(adj) = 91.55%

Unusual Observations for LoPhIII,III

| Obs | LoPhIII,III | Fit | SE Fit | Residual | St Resid |
|-----|-------------|---------|--------|----------|----------|
| 5 | 14.4300 | 14.4300 | 1.5561 | -0.0000 | * X |

X denotes an observation whose X value gives it large leverage.

Analysis of Variance for LoPhI,IV, using Adjusted SS for Tests

| Source | DF | Seq SS | Adj SS | Adj MS | F | P |
|--------|----|--------|--------|--------|-------|-------|
| Name | 1 | 135.51 | 135.51 | 135.51 | 85.05 | 0.003 |
| Error | 3 | 4.78 | 4.78 | 1.59 | | |
| Total | 4 | 140.29 | | | | |

S = 1.26229 R-Sq = 96.59% R-Sq(adj) = 95.46%

Unusual Observations for LoPhI,IV

| Obs | LoPhI,IV | Fit | SE Fit | Residual | St Resid |
|-----|----------|---------|--------|----------|----------|
| 5 | 14.9900 | 14.9900 | 1.2623 | -0.0000 | * X |

X denotes an observation whose X value gives it large leverage.

Analysis of Variance for LoPhII,IV, using Adjusted SS for Tests

| Source | DF | Seq SS | Adj SS | Adj MS | F | P |
|--------|----|--------|--------|--------|-------|-------|
| Name | 1 | 79.561 | 79.561 | 79.561 | 93.01 | 0.002 |
| Error | 3 | 2.566 | 2.566 | 0.855 | | |
| Total | 4 | 82.127 | | | | |

S = 0.924856 R-Sq = 96.88% R-Sq(adj) = 95.83%

Unusual Observations for LoPhII,IV

| Obs | LoPhII,IV | Fit | SE Fit | Residual | St Resid |
|-----|-----------|---------|--------|----------|----------|
| 5 | 12.9000 | 12.9000 | 0.9249 | 0.0000 | * X |

X denotes an observation whose X value gives it large leverage.

Analysis of Variance for LoPhIII,IV, using Adjusted SS for Tests

| Source | DF | Seq SS | Adj SS | Adj MS | F | P |
|--------|----|--------|--------|--------|--------|-------|
| Name | 1 | 48.578 | 48.578 | 48.578 | 103.48 | 0.002 |
| Error | 3 | 1.408 | 1.408 | 0.469 | | |
| Total | 4 | 49.987 | | | | |

S = 0.685146 R-Sq = 97.18% R-Sq(adj) = 96.24%

Unusual Observations for LoPhIII,IV

| Obs | LoPhIII,IV | Fit | SE Fit | Residual | St Resid |
|-----|------------|---------|--------|----------|----------|
| 5 | 11.3000 | 11.3000 | 0.6851 | 0.0000 | * X |

X denotes an observation whose X value gives it large leverage.

Analysis of Variance for LoPhIV,IV, using Adjusted SS for Tests

| Source | DF | Seq SS | Adj SS | Adj MS | F | P |
|--------|----|--------|--------|--------|--------|-------|
| Name | 1 | 79.720 | 79.720 | 79.720 | 113.33 | 0.002 |
| Error | 3 | 2.110 | 2.110 | 0.703 | | |
| Total | 4 | 81.831 | | | | |

S = 0.838704 R-Sq = 97.42% R-Sq(adj) = 96.56%

Unusual Observations for LoPhIV,IV

| Obs | LoPhIV,IV | Fit | SE Fit | Residual | St Resid |
|-----|-----------|--------|--------|----------|----------|
| 5 | 6.4000 | 6.4000 | 0.8387 | 0.0000 | * X |

X denotes an observation whose X value gives it large leverage.

Analysis of Variance for Foot Length, using Adjusted SS for Tests

| Source | DF | Seq SS | Adj SS | Adj MS | F | P |
|--------|----|--------|--------|--------|-------|-------|
| Name | 1 | 208.66 | 208.66 | 208.66 | 26.21 | 0.014 |
| Error | 3 | 23.88 | 23.88 | 7.96 | | |
| Total | 4 | 232.54 | | | | |

S = 2.82148 R-Sq = 89.73% R-Sq(adj) = 86.31%

Unusual Observations for Foot Length

| Obs | Foot Length | Fit | SE Fit | Residual | St Resid |
|-----|-------------|--------|--------|----------|----------|
| 5 | 92.220 | 92.220 | 2.821 | 0.000 | * X |

X denotes an observation whose X value gives it large leverage.

Analysis of Variance for Lotmt, using Adjusted SS for Tests

| Source | DF | Seq SS | Adj SS | Adj MS | F | P |
|--------|----|--------|--------|--------|------|-------|
| Name | 1 | 101.2 | 101.2 | 101.2 | 1.01 | 0.389 |
| Error | 3 | 300.7 | 300.7 | 100.2 | | |
| Total | 4 | 401.9 | | | | |

S = 10.0109 R-Sq = 25.18% R-Sq(adj) = 0.25%

Unusual Observations for Lotmt

| Obs | Lotmt | Fit | SE Fit | Residual | St Resid |
|-----|---------|---------|--------|----------|----------|
| 5 | 147.110 | 147.110 | 10.011 | 0.000 | * X |

X denotes an observation whose X value gives it large leverage.

Analysis of Variance for Wotmt@prox, using Adjusted SS for Tests

| Source | DF | Seq SS | Adj SS | Adj MS | F | P |
|--------|----|--------|--------|--------|------|-------|
| Name | 1 | 2.5920 | 2.5920 | 2.5920 | 5.61 | 0.099 |
| Error | 3 | 1.3860 | 1.3860 | 0.4620 | | |
| Total | 4 | 3.9780 | | | | |

S = 0.679706 R-Sq = 65.16% R-Sq(adj) = 53.54%

Unusual Observations for Wotmt@prox

| Obs | Wotmt@prox | Fit | SE Fit | Residual | St Resid |
|-----|------------|---------|--------|----------|----------|
| 5 | 14.1400 | 14.1400 | 0.6797 | 0.0000 | * X |

X denotes an observation whose X value gives it large leverage.

Analysis of Variance for Wotmt@cond, using Adjusted SS for Tests

| Source | DF | Seq SS | Adj SS | Adj MS | F | P |
|--------|----|--------|--------|--------|-------|-------|
| Name | 1 | 8.8978 | 8.8978 | 8.8978 | 41.65 | 0.008 |
| Error | 3 | 0.6409 | 0.6409 | 0.2136 | | |
| Total | 4 | 9.5387 | | | | |

S = 0.462205 R-Sq = 93.28% R-Sq(adj) = 91.04%

Unusual Observations for Wotmt@cond

| Obs | Wotmt@cond | Fit | SE Fit | Residual | St Resid |
|-----|------------|---------|--------|----------|----------|
| 5 | 17.0000 | 17.0000 | 0.4622 | 0.0000 | * X |

X denotes an observation whose X value gives it large leverage.

Grouping Information Using Bonferroni Method and 95.0% Confidence for LoDI

| Name | N | Mean | Grouping |
|-------------------|---|--------|----------|
| Ardea alba (skin) | 1 | 40.040 | A |
| Ardea alba | 4 | 38.840 | A |

Means that do not share a letter are significantly different.

Name = Ardea alba subtracted from:

| Name | Difference of Means | SE of Difference | T-Value | Adjusted P-Value |
|-------------------|---------------------|------------------|---------|------------------|
| Ardea alba (skin) | 1.200 | 1.687 | 0.7112 | 0.5282 |

Grouping Information Using Tukey Method and 95.0% Confidence for LoDI

| Name | N | Mean | Grouping |
|-------------------|---|--------|----------|
| Ardea alba (skin) | 1 | 40.040 | A |
| Ardea alba | 4 | 38.840 | A |

Means that do not share a letter are significantly different.

Name = Ardea alba subtracted from:

| Name | Difference of Means | SE of Difference | T-Value | Adjusted P-Value |
|-------------------|---------------------|------------------|---------|------------------|
| Ardea alba (skin) | 1.200 | 1.687 | 0.7112 | 0.5283 |

Grouping Information Using Bonferroni Method and 95.0% Confidence for LoDII

| Name | N | Mean | Grouping |
|-------------------|---|--------|----------|
| Ardea alba | 4 | 67.880 | A |
| Ardea alba (skin) | 1 | 60.580 | A |

Means that do not share a letter are significantly different.

Name = Ardea alba subtracted from:

| Name | Difference of Means | SE of Difference | T-Value | Adjusted P-Value |
|-------------------|---------------------|------------------|---------|------------------|
| Ardea alba (skin) | -7.300 | 2.870 | -2.543 | 0.0844 |

Grouping Information Using Tukey Method and 95.0% Confidence for LoDII

| Name | N | Mean | Grouping |
|-------------------|---|--------|----------|
| Ardea alba | 4 | 67.880 | A |
| Ardea alba (skin) | 1 | 60.580 | A |

Means that do not share a letter are significantly different.

Name = Ardea alba subtracted from:

| Name | Difference of Means | SE of Difference | T-Value | Adjusted P-Value |
|-------------------|---------------------|------------------|---------|------------------|
| Ardea alba (skin) | -7.300 | 2.870 | -2.543 | 0.0844 |

Grouping Information Using Bonferroni Method and 95.0% Confidence for LoDIII

| Name | N | Mean | Grouping |
|-------------------|---|--------|----------|
| Ardea alba | 4 | 96.278 | A |
| Ardea alba (skin) | 1 | 85.880 | B |

Means that do not share a letter are significantly different.

Name = Ardea alba subtracted from:

| Name | Difference of Means | SE of Difference | T-Value | Adjusted P-Value |
|-------------------|------------------------|---------------------|---------|---------------------|
| Ardea alba (skin) | -10.40 | 3.216 | -3.233 | 0.0481 |

Grouping Information Using Tukey Method and 95.0% Confidence for LoDIII

| Name | N | Mean | Grouping |
|-------------------|---|--------|----------|
| Ardea alba | 4 | 96.278 | A |
| Ardea alba (skin) | 1 | 85.880 | B |

Means that do not share a letter are significantly different.

Name = Ardea alba subtracted from:

| Name | Difference of Means | SE of Difference | T-Value | Adjusted P-Value |
|-------------------|------------------------|---------------------|---------|---------------------|
| Ardea alba (skin) | -10.40 | 3.216 | -3.233 | 0.0481 |

Grouping Information Using Bonferroni Method and 95.0% Confidence for LoDIV

| Name | N | Mean | Grouping |
|-------------------|---|--------|----------|
| Ardea alba | 4 | 83.435 | A |
| Ardea alba (skin) | 1 | 74.610 | A |

Means that do not share a letter are significantly different.

Name = Ardea alba subtracted from:

| Name | Difference of Means | SE of Difference | T-Value | Adjusted P-Value |
|-------------------|------------------------|---------------------|---------|---------------------|
| Ardea alba (skin) | -8.825 | 3.792 | -2.327 | 0.1024 |

Grouping Information Using Tukey Method and 95.0% Confidence for LoDIV

| Name | N | Mean | Grouping |
|-------------------|---|--------|----------|
| Ardea alba | 4 | 83.435 | A |
| Ardea alba (skin) | 1 | 74.610 | A |

Means that do not share a letter are significantly different.

Name = Ardea alba subtracted from:

| Name | Difference of Means | SE of Difference | T-Value | Adjusted P-Value |
|-------------------|------------------------|---------------------|---------|---------------------|
| Ardea alba (skin) | -8.825 | 3.792 | -2.327 | 0.1024 |

Grouping Information Using Bonferroni Method and 95.0% Confidence for W@Pjoint
II

| Name | N | Mean | Grouping |
|-------------------|---|-------|----------|
| Ardea alba (skin) | 1 | 6.050 | A |
| Ardea alba | 4 | 3.760 | B |

Means that do not share a letter are significantly different.

Name = Ardea alba subtracted from:

| Name | Difference of Means | SE of Difference | T-Value | Adjusted P-Value |
|-------------------|------------------------|---------------------|---------|---------------------|
| Ardea alba (skin) | 2.290 | 0.3168 | 7.230 | 0.0055 |

Grouping Information Using Tukey Method and 95.0% Confidence for W@Pjoint II

| Name | N | Mean | Grouping |
|-------------------|---|-------|----------|
| Ardea alba (skin) | 1 | 6.050 | A |
| Ardea alba | 4 | 3.760 | B |

Means that do not share a letter are significantly different.

Name = Ardea alba subtracted from:

| Name | Difference of Means | SE of Difference | T-Value | Adjusted P-Value |
|-------------------|------------------------|---------------------|---------|---------------------|
| Ardea alba (skin) | 2.290 | 0.3168 | 7.230 | 0.0055 |

Grouping Information Using Bonferroni Method and 95.0% Confidence for W@Pjoint III

| Name | N | Mean | Grouping |
|-------------------|---|-------|----------|
| Ardea alba (skin) | 1 | 6.750 | A |
| Ardea alba | 4 | 4.418 | B |

Means that do not share a letter are significantly different.

Name = Ardea alba subtracted from:

| Name | Difference of Means | SE of Difference | T-Value | Adjusted P-Value |
|-------------------|------------------------|---------------------|---------|---------------------|
| Ardea alba (skin) | 2.332 | 0.2709 | 8.611 | 0.0033 |

Grouping Information Using Tukey Method and 95.0% Confidence for W@Pjoint III

| Name | N | Mean | Grouping |
|-------------------|---|-------|----------|
| Ardea alba (skin) | 1 | 6.750 | A |
| Ardea alba | 4 | 4.418 | B |

Means that do not share a letter are significantly different.

Name = Ardea alba subtracted from:

| Name | Difference of Means | SE of Difference | T-Value | Adjusted P-Value |
|-------------------|------------------------|---------------------|---------|---------------------|
| Ardea alba (skin) | 2.332 | 0.2709 | 8.611 | 0.0033 |

Grouping Information Using Bonferroni Method and 95.0% Confidence for W@Pjoint IV

| Name | N | Mean | Grouping |
|-------------------|---|-------|----------|
| Ardea alba (skin) | 1 | 6.350 | A |
| Ardea alba | 4 | 4.367 | B |

Means that do not share a letter are significantly different.

Name = Ardea alba subtracted from:

| Name | Difference of Means | SE of Difference | T-Value | Adjusted P-Value |
|-------------------|---------------------|------------------|---------|------------------|
| Ardea alba (skin) | 1.982 | 0.1564 | 12.68 | 0.0011 |

Grouping Information Using Tukey Method and 95.0% Confidence for W@Pjoint IV

| Name | N | Mean | Grouping |
|-------------------|---|-------|----------|
| Ardea alba (skin) | 1 | 6.350 | A |
| Ardea alba | 4 | 4.367 | B |

Means that do not share a letter are significantly different.

Name = Ardea alba subtracted from:

| Name | Difference of Means | SE of Difference | T-Value | Adjusted P-Value |
|-------------------|---------------------|------------------|---------|------------------|
| Ardea alba (skin) | 1.982 | 0.1564 | 12.68 | 0.0011 |

Grouping Information Using Bonferroni Method and 95.0% Confidence for W@2joint III

| Name | N | Mean | Grouping |
|-------------------|---|-------|----------|
| Ardea alba (skin) | 1 | 5.710 | A |
| Ardea alba | 4 | 3.375 | B |

Means that do not share a letter are significantly different.

Name = Ardea alba subtracted from:

| Name | Difference of Means | SE of Difference | T-Value | Adjusted P-Value |
|-------------------|---------------------|------------------|---------|------------------|
| Ardea alba (skin) | 2.335 | 0.2605 | 8.963 | 0.0029 |

Grouping Information Using Tukey Method and 95.0% Confidence for W@2joint III

| Name | N | Mean | Grouping |
|-------------------|---|-------|----------|
| Ardea alba (skin) | 1 | 5.710 | A |
| Ardea alba | 4 | 3.375 | B |

Means that do not share a letter are significantly different.

Name = Ardea alba subtracted from:

| Name | Difference of Means | SE of Difference | T-Value | Adjusted P-Value |
|-------------------|---------------------|------------------|---------|------------------|
| Ardea alba (skin) | 2.335 | 0.2605 | 8.963 | 0.0029 |

Grouping Information Using Bonferroni Method and 95.0% Confidence for W@2joint IV

| Name | N | Mean | Grouping |
|-------------------|---|-------|----------|
| Ardea alba (skin) | 1 | 5.480 | A |
| Ardea alba | 4 | 3.492 | B |

Means that do not share a letter are significantly different.

Name = Ardea alba subtracted from:

| Name | Difference of Means | SE of Difference | T-Value | Adjusted P-Value |
|-------------------|---------------------|------------------|---------|------------------|
| Ardea alba (skin) | 1.988 | 0.2353 | 8.447 | 0.0035 |

Grouping Information Using Tukey Method and 95.0% Confidence for W@2joint IV

| Name | N | Mean | Grouping |
|-------------------|---|-------|----------|
| Ardea alba (skin) | 1 | 5.480 | A |
| Ardea alba | 4 | 3.492 | B |

Means that do not share a letter are significantly different.

Name = Ardea alba subtracted from:

| Name | Difference of Means | SE of Difference | T-Value | Adjusted P-Value |
|-------------------|---------------------|------------------|---------|------------------|
| Ardea alba (skin) | 1.988 | 0.2353 | 8.447 | 0.0035 |

Grouping Information Using Bonferroni Method and 95.0% Confidence for W@3joint IV

| Name | N | Mean | Grouping |
|-------------------|---|-------|----------|
| Ardea alba (skin) | 1 | 4.330 | A |
| Ardea alba | 4 | 2.888 | B |

Means that do not share a letter are significantly different.

Name = Ardea alba subtracted from:

| Name | Difference of Means | SE of Difference | T-Value | Adjusted P-Value |
|-------------------|---------------------|------------------|---------|------------------|
| Ardea alba (skin) | 1.442 | 0.1840 | 7.839 | 0.0043 |

Grouping Information Using Tukey Method and 95.0% Confidence for W@3joint IV

| Name | N | Mean | Grouping |
|-------------------|---|-------|----------|
| Ardea alba (skin) | 1 | 4.330 | A |
| Ardea alba | 4 | 2.888 | B |

Means that do not share a letter are significantly different.

Name = Ardea alba subtracted from:

| Name | Difference of Means | SE of Difference | T-Value | Adjusted P-Value |
|-------------------|---------------------|------------------|---------|------------------|
| Ardea alba (skin) | 1.442 | 0.1840 | 7.839 | 0.0043 |

Grouping Information Using Bonferroni Method and 95.0% Confidence for LoPhI,II

| Name | N | Mean | Grouping |
|-------------------|---|--------|----------|
| Ardea alba | 4 | 39.295 | A |
| Ardea alba (skin) | 1 | 22.610 | B |

Means that do not share a letter are significantly different.

Name = Ardea alba subtracted from:

| Difference | SE of | Adjusted |
|------------|-------|----------|
|------------|-------|----------|

| Name | of Means | Difference | T-Value | P-Value |
|-------------------|----------|------------|---------|---------|
| Ardea alba (skin) | -16.68 | 1.073 | -15.55 | 0.0006 |

Grouping Information Using Tukey Method and 95.0% Confidence for LoPhI,II

| Name | N | Mean | Grouping |
|-------------------|---|--------|----------|
| Ardea alba | 4 | 39.295 | A |
| Ardea alba (skin) | 1 | 22.610 | B |

Means that do not share a letter are significantly different.

Name = Ardea alba subtracted from:

| Name | Difference of Means | SE of Difference | T-Value | Adjusted P-Value |
|-------------------|---------------------|------------------|---------|------------------|
| Ardea alba (skin) | -16.68 | 1.073 | -15.55 | 0.0006 |

Grouping Information Using Bonferroni Method and 95.0% Confidence for LoPhII,II

| Name | N | Mean | Grouping |
|-------------------|---|--------|----------|
| Ardea alba | 4 | 29.292 | A |
| Ardea alba (skin) | 1 | 18.610 | B |

Means that do not share a letter are significantly different.

Name = Ardea alba subtracted from:

| Name | Difference of Means | SE of Difference | T-Value | Adjusted P-Value |
|-------------------|---------------------|------------------|---------|------------------|
| Ardea alba (skin) | -10.68 | 2.033 | -5.254 | 0.0134 |

Grouping Information Using Tukey Method and 95.0% Confidence for LoPhII,II

| Name | N | Mean | Grouping |
|-------------------|---|--------|----------|
| Ardea alba | 4 | 29.292 | A |
| Ardea alba (skin) | 1 | 18.610 | B |

Means that do not share a letter are significantly different.

Name = Ardea alba subtracted from:

| Name | Difference of Means | SE of Difference | T-Value | Adjusted P-Value |
|-------------------|---------------------|------------------|---------|------------------|
| Ardea alba (skin) | -10.68 | 2.033 | -5.254 | 0.0134 |

Grouping Information Using Bonferroni Method and 95.0% Confidence for LoPhI,III

| Name | N | Mean | Grouping |
|-------------------|---|--------|----------|
| Ardea alba | 4 | 35.108 | A |
| Ardea alba (skin) | 1 | 20.130 | B |

Means that do not share a letter are significantly different.

Name = Ardea alba subtracted from:

| Name | Difference of Means | SE of Difference | T-Value | Adjusted P-Value |
|-------------------|---------------------|------------------|---------|------------------|
| Ardea alba (skin) | -14.98 | 0.8022 | -18.67 | 0.0003 |

Grouping Information Using Tukey Method and 95.0% Confidence for LoPhI,III

| Name | N | Mean | Grouping |
|-------------------|---|--------|----------|
| Ardea alba | 4 | 35.108 | A |
| Ardea alba (skin) | 1 | 20.130 | B |

Means that do not share a letter are significantly different.

Name = Ardea alba subtracted from:

| Name | Difference of Means | SE of Difference | T-Value | Adjusted P-Value |
|-------------------|---------------------|------------------|---------|------------------|
| Ardea alba (skin) | -14.98 | 0.8022 | -18.67 | 0.0003 |

Grouping Information Using Bonferroni Method and 95.0% Confidence for LoPhII,III

| Name | N | Mean | Grouping |
|-------------------|---|--------|----------|
| Ardea alba | 4 | 37.413 | A |
| Ardea alba (skin) | 1 | 24.400 | B |

Means that do not share a letter are significantly different.

Name = Ardea alba subtracted from:

| Name | Difference of Means | SE of Difference | T-Value | Adjusted P-Value |
|-------------------|---------------------|------------------|---------|------------------|
| Ardea alba (skin) | -13.01 | 1.109 | -11.74 | 0.0013 |

Grouping Information Using Tukey Method and 95.0% Confidence for LoPhII,III

| Name | N | Mean | Grouping |
|-------------------|---|--------|----------|
| Ardea alba | 4 | 37.413 | A |
| Ardea alba (skin) | 1 | 24.400 | B |

Means that do not share a letter are significantly different.

Name = Ardea alba subtracted from:

| Name | Difference of Means | SE of Difference | T-Value | Adjusted P-Value |
|-------------------|---------------------|------------------|---------|------------------|
| Ardea alba (skin) | -13.01 | 1.109 | -11.74 | 0.0013 |

Grouping Information Using Bonferroni Method and 95.0% Confidence for LoPhIII,III

| Name | N | Mean | Grouping |
|-------------------|---|--------|----------|
| Ardea alba | 4 | 26.015 | A |
| Ardea alba (skin) | 1 | 14.430 | B |

Means that do not share a letter are significantly different.

Name = Ardea alba subtracted from:

| Name | Difference of Means | SE of Difference | T-Value | Adjusted P-Value |
|-------------------|---------------------|------------------|---------|------------------|
| Ardea alba (skin) | -11.58 | 1.740 | -6.659 | 0.0069 |

Grouping Information Using Tukey Method and 95.0% Confidence for LoPhIII,III

| Name | N | Mean | Grouping |
|-------------------|---|--------|----------|
| Ardea alba | 4 | 26.015 | A |
| Ardea alba (skin) | 1 | 14.430 | B |

Means that do not share a letter are significantly different.

Name = Ardea alba subtracted from:

| Name | Difference of Means | SE of Difference | T-Value | Adjusted P-Value |
|-------------------|---------------------|------------------|---------|------------------|
| Ardea alba (skin) | -11.58 | 1.740 | -6.659 | 0.0069 |

Grouping Information Using Bonferroni Method and 95.0% Confidence for LoPhI,IV

| Name | N | Mean | Grouping |
|-------------------|---|--------|----------|
| Ardea alba | 4 | 28.005 | A |
| Ardea alba (skin) | 1 | 14.990 | B |

Means that do not share a letter are significantly different.

Name = Ardea alba subtracted from:

| Name | Difference of Means | SE of Difference | T-Value | Adjusted P-Value |
|-------------------|---------------------|------------------|---------|------------------|
| Ardea alba (skin) | -13.01 | 1.411 | -9.222 | 0.0027 |

Grouping Information Using Tukey Method and 95.0% Confidence for LoPhI,IV

| Name | N | Mean | Grouping |
|-------------------|---|--------|----------|
| Ardea alba | 4 | 28.005 | A |
| Ardea alba (skin) | 1 | 14.990 | B |

Means that do not share a letter are significantly different.

Name = Ardea alba subtracted from:

| Name | Difference of Means | SE of Difference | T-Value | Adjusted P-Value |
|-------------------|---------------------|------------------|---------|------------------|
| Ardea alba (skin) | -13.01 | 1.411 | -9.222 | 0.0027 |

Grouping Information Using Bonferroni Method and 95.0% Confidence for LoPhII,IV

| Name | N | Mean | Grouping |
|-------------------|---|--------|----------|
| Ardea alba | 4 | 22.873 | A |
| Ardea alba (skin) | 1 | 12.900 | B |

Means that do not share a letter are significantly different.

Name = Ardea alba subtracted from:

| Name | Difference of Means | SE of Difference | T-Value | Adjusted P-Value |
|-------------------|---------------------|------------------|---------|------------------|
| Ardea alba (skin) | -9.973 | 1.034 | -9.644 | 0.0024 |

Grouping Information Using Tukey Method and 95.0% Confidence for LoPhII,IV

| Name | N | Mean | Grouping |
|------|---|------|----------|
|------|---|------|----------|

| | | | |
|-------------------|---|--------|---|
| Ardea alba | 4 | 22.873 | A |
| Ardea alba (skin) | 1 | 12.900 | B |

Means that do not share a letter are significantly different.

Name = Ardea alba subtracted from:

| Name | Difference of Means | SE of Difference | T-Value | Adjusted P-Value |
|-------------------|---------------------|------------------|---------|------------------|
| Ardea alba (skin) | -9.973 | 1.034 | -9.644 | 0.0024 |

Grouping Information Using Bonferroni Method and 95.0% Confidence for LoPhIII,IV

| Name | N | Mean | Grouping |
|-------------------|---|--------|----------|
| Ardea alba | 4 | 19.093 | A |
| Ardea alba (skin) | 1 | 11.300 | B |

Means that do not share a letter are significantly different.

Name = Ardea alba subtracted from:

| Name | Difference of Means | SE of Difference | T-Value | Adjusted P-Value |
|-------------------|---------------------|------------------|---------|------------------|
| Ardea alba (skin) | -7.792 | 0.7660 | -10.17 | 0.0020 |

Grouping Information Using Tukey Method and 95.0% Confidence for LoPhIII,IV

| Name | N | Mean | Grouping |
|-------------------|---|--------|----------|
| Ardea alba | 4 | 19.093 | A |
| Ardea alba (skin) | 1 | 11.300 | B |

Means that do not share a letter are significantly different.

Name = Ardea alba subtracted from:

| Name | Difference of Means | SE of Difference | T-Value | Adjusted P-Value |
|-------------------|---------------------|------------------|---------|------------------|
| Ardea alba (skin) | -7.792 | 0.7660 | -10.17 | 0.0020 |

Grouping Information Using Bonferroni Method and 95.0% Confidence for LoPhIV,IV

| Name | N | Mean | Grouping |
|-------------------|---|--------|----------|
| Ardea alba | 4 | 16.383 | A |
| Ardea alba (skin) | 1 | 6.400 | B |

Means that do not share a letter are significantly different.

Name = Ardea alba subtracted from:

| Name | Difference of Means | SE of Difference | T-Value | Adjusted P-Value |
|-------------------|---------------------|------------------|---------|------------------|
| Ardea alba (skin) | -9.982 | 0.9377 | -10.65 | 0.0018 |

Grouping Information Using Tukey Method and 95.0% Confidence for LoPhIV,IV

| Name | N | Mean | Grouping |
|-------------------|---|--------|----------|
| Ardea alba | 4 | 16.383 | A |
| Ardea alba (skin) | 1 | 6.400 | B |

Means that do not share a letter are significantly different.

Name = Ardea alba subtracted from:

| Name | Difference of Means | SE of Difference | T-Value | Adjusted P-Value |
|-------------------|---------------------|------------------|---------|------------------|
| Ardea alba (skin) | -9.982 | 0.9377 | -10.65 | 0.0018 |

Grouping Information Using Bonferroni Method and 95.0% Confidence for Foot Length

| Name | N | Mean | Grouping |
|-------------------|---|---------|----------|
| Ardea alba | 4 | 108.370 | A |
| Ardea alba (skin) | 1 | 92.220 | B |

Means that do not share a letter are significantly different.

Name = Ardea alba subtracted from:

| Name | Difference of Means | SE of Difference | T-Value | Adjusted P-Value |
|-------------------|---------------------|------------------|---------|------------------|
| Ardea alba (skin) | -16.15 | 3.155 | -5.120 | 0.0144 |

Grouping Information Using Tukey Method and 95.0% Confidence for Foot Length

| Name | N | Mean | Grouping |
|-------------------|---|---------|----------|
| Ardea alba | 4 | 108.370 | A |
| Ardea alba (skin) | 1 | 92.220 | B |

Means that do not share a letter are significantly different.

Name = Ardea alba subtracted from:

| Name | Difference of Means | SE of Difference | T-Value | Adjusted P-Value |
|-------------------|---------------------|------------------|---------|------------------|
| Ardea alba (skin) | -16.15 | 3.155 | -5.120 | 0.0144 |

Grouping Information Using Bonferroni Method and 95.0% Confidence for Lotmt

| Name | N | Mean | Grouping |
|-------------------|---|---------|----------|
| Ardea alba | 4 | 158.358 | A |
| Ardea alba (skin) | 1 | 147.110 | A |

Means that do not share a letter are significantly different.

Name = Ardea alba subtracted from:

| Name | Difference of Means | SE of Difference | T-Value | Adjusted P-Value |
|-------------------|---------------------|------------------|---------|------------------|
| Ardea alba (skin) | -11.25 | 11.19 | -1.005 | 0.3890 |

Grouping Information Using Tukey Method and 95.0% Confidence for Lotmt

| Name | N | Mean | Grouping |
|-------------------|---|---------|----------|
| Ardea alba | 4 | 158.358 | A |
| Ardea alba (skin) | 1 | 147.110 | A |

Means that do not share a letter are significantly different.

Name = Ardea alba subtracted from:

| Name | Difference of Means | SE of Difference | T-Value | Adjusted P-Value |
|-------------------|---------------------|------------------|---------|------------------|
| Ardea alba (skin) | -11.25 | 11.19 | -1.005 | 0.3890 |

Grouping Information Using Bonferroni Method and 95.0% Confidence for Wotmt@prox

| Name | N | Mean | Grouping |
|-------------------|---|--------|----------|
| Ardea alba (skin) | 1 | 14.140 | A |
| Ardea alba | 4 | 12.340 | A |

Means that do not share a letter are significantly different.

Name = Ardea alba subtracted from:

| Name | Difference of Means | SE of Difference | T-Value | Adjusted P-Value |
|-------------------|---------------------|------------------|---------|------------------|
| Ardea alba (skin) | 1.800 | 0.7599 | 2.369 | 0.0986 |

Grouping Information Using Tukey Method and 95.0% Confidence for Wotmt@prox

| Name | N | Mean | Grouping |
|-------------------|---|--------|----------|
| Ardea alba (skin) | 1 | 14.140 | A |
| Ardea alba | 4 | 12.340 | A |

Means that do not share a letter are significantly different.

Name = Ardea alba subtracted from:

| Name | Difference of Means | SE of Difference | T-Value | Adjusted P-Value |
|-------------------|---------------------|------------------|---------|------------------|
| Ardea alba (skin) | 1.800 | 0.7599 | 2.369 | 0.0986 |

Grouping Information Using Bonferroni Method and 95.0% Confidence for Wotmt@cond

| Name | N | Mean | Grouping |
|-------------------|---|--------|----------|
| Ardea alba (skin) | 1 | 17.000 | A |
| Ardea alba | 4 | 13.665 | B |

Means that do not share a letter are significantly different.

Name = Ardea alba subtracted from:

| Name | Difference of Means | SE of Difference | T-Value | Adjusted P-Value |
|-------------------|---------------------|------------------|---------|------------------|
| Ardea alba (skin) | 3.335 | 0.5168 | 6.454 | 0.0075 |

Grouping Information Using Tukey Method and 95.0% Confidence for Wotmt@cond

| Name | N | Mean | Grouping |
|-------------------|---|--------|----------|
| Ardea alba (skin) | 1 | 17.000 | A |
| Ardea alba | 4 | 13.665 | B |

Means that do not share a letter are significantly different.

Name = Ardea alba subtracted from:

| Name | Difference of Means | SE of Difference | T-Value | Adjusted P-Value |
|-------------------|---------------------|------------------|---------|------------------|
| Ardea alba (skin) | 3.335 | 0.5168 | 6.454 | 0.0076 |

General Linear Model: LoDII, LoDIII, ... versus Name

| Factor | Type | Levels | Values |
|--------|-------|--------|--|
| Name | fixed | 3 | Calidris alba, Calidris alba (alcohol), Calidris alba (skin) |

Analysis of Variance for LoDII, using Adjusted SS for Tests

| Source | DF | Seq SS | Adj SS | Adj MS | F | P |
|--------|----|--------|--------|--------|------|-------|
| Name | 2 | 2.8771 | 2.8771 | 1.4386 | 7.33 | 0.033 |
| Error | 5 | 0.9807 | 0.9807 | 0.1961 | | |
| Total | 7 | 3.8578 | | | | |

S = 0.442871 R-Sq = 74.58% R-Sq(adj) = 64.41%

Unusual Observations for LoDII

| Obs | LoDII | Fit | SE Fit | Residual | St Resid |
|-----|---------|---------|--------|----------|----------|
| 5 | 10.5200 | 10.5200 | 0.4429 | -0.0000 | * X |

X denotes an observation whose X value gives it large leverage.

Analysis of Variance for LoDIII, using Adjusted SS for Tests

| Source | DF | Seq SS | Adj SS | Adj MS | F | P |
|--------|----|--------|--------|--------|------|-------|
| Name | 2 | 4.6273 | 4.6273 | 2.3137 | 4.44 | 0.078 |
| Error | 5 | 2.6083 | 2.6083 | 0.5217 | | |
| Total | 7 | 7.2356 | | | | |

S = 0.722257 R-Sq = 63.95% R-Sq(adj) = 49.53%

Unusual Observations for LoDIII

| Obs | LoDIII | Fit | SE Fit | Residual | St Resid |
|-----|---------|---------|--------|----------|----------|
| 5 | 13.5900 | 13.5900 | 0.7223 | -0.0000 | * X |

X denotes an observation whose X value gives it large leverage.

Analysis of Variance for LoDIV, using Adjusted SS for Tests

| Source | DF | Seq SS | Adj SS | Adj MS | F | P |
|--------|----|--------|--------|--------|------|-------|
| Name | 2 | 2.593 | 2.593 | 1.296 | 1.16 | 0.385 |
| Error | 5 | 5.571 | 5.571 | 1.114 | | |
| Total | 7 | 8.164 | | | | |

S = 1.05557 R-Sq = 31.76% R-Sq(adj) = 4.46%

Unusual Observations for LoDIV

| Obs | LoDIV | Fit | SE Fit | Residual | St Resid |
|-----|---------|---------|--------|----------|----------|
| 5 | 11.7800 | 11.7800 | 1.0556 | 0.0000 | * X |

X denotes an observation whose X value gives it large leverage.

Analysis of Variance for W@Pjoint II, using Adjusted SS for Tests

| Source | DF | Seq SS | Adj SS | Adj MS | F | P |
|--------|----|---------|---------|---------|-------|-------|
| Name | 2 | 0.84031 | 0.84031 | 0.42016 | 21.55 | 0.003 |
| Error | 5 | 0.09747 | 0.09747 | 0.01949 | | |
| Total | 7 | 0.93779 | | | | |

S = 0.139624 R-Sq = 89.61% R-Sq(adj) = 85.45%

Unusual Observations for W@Pjoint II

| Obs | W@Pjoint II | Fit | SE Fit | Residual | St Resid |
|-----|-------------|---------|---------|----------|----------|
| 5 | 1.68000 | 1.68000 | 0.13962 | -0.00000 | * X |
| 6 | 2.07000 | 1.82000 | 0.08061 | 0.25000 | 2.19 R |

R denotes an observation with a large standardized residual.
 X denotes an observation whose X value gives it large leverage.

Analysis of Variance for W@Pjoint III, using Adjusted SS for Tests

| Source | DF | Seq SS | Adj SS | Adj MS | F | P |
|--------|----|---------|---------|---------|------|-------|
| Name | 2 | 0.73975 | 0.73975 | 0.36987 | 9.57 | 0.020 |
| Error | 5 | 0.19334 | 0.19334 | 0.03867 | | |
| Total | 7 | 0.93309 | | | | |

S = 0.196643 R-Sq = 79.28% R-Sq(adj) = 70.99%

Unusual Observations for W@Pjoint III

| Obs | W@Pjoint III | Fit | SE Fit | Residual | St Resid |
|-----|--------------|---------|---------|----------|----------|
| 5 | 2.04000 | 2.04000 | 0.19664 | -0.00000 | * X |
| 7 | 2.34000 | 1.99333 | 0.11353 | 0.34667 | 2.16 R |

R denotes an observation with a large standardized residual.
 X denotes an observation whose X value gives it large leverage.

Analysis of Variance for W@Pjoint IV, using Adjusted SS for Tests

| Source | DF | Seq SS | Adj SS | Adj MS | F | P |
|--------|----|---------|---------|---------|-------|-------|
| Name | 2 | 0.30521 | 0.30521 | 0.15260 | 85.33 | 0.000 |
| Error | 5 | 0.00894 | 0.00894 | 0.00179 | | |
| Total | 7 | 0.31415 | | | | |

S = 0.0422887 R-Sq = 97.15% R-Sq(adj) = 96.02%

Unusual Observations for W@Pjoint IV

| Obs | W@Pjoint IV | Fit | SE Fit | Residual | St Resid |
|-----|-------------|---------|---------|----------|----------|
| 5 | 1.60000 | 1.60000 | 0.04229 | -0.00000 | * X |

X denotes an observation whose X value gives it large leverage.

Analysis of Variance for W@2joint III, using Adjusted SS for Tests

| Source | DF | Seq SS | Adj SS | Adj MS | F | P |
|--------|----|---------|---------|---------|-------|-------|
| Name | 2 | 0.70381 | 0.70381 | 0.35190 | 13.52 | 0.010 |
| Error | 5 | 0.13014 | 0.13014 | 0.02603 | | |
| Total | 7 | 0.83395 | | | | |

S = 0.161333 R-Sq = 84.39% R-Sq(adj) = 78.15%

Unusual Observations for W@2joint III

| Obs | W@2joint III | Fit | SE Fit | Residual | St Resid |
|-----|--------------|---------|---------|----------|----------|
| 5 | 1.92000 | 1.92000 | 0.16133 | -0.00000 | * X |
| 7 | 2.00000 | 1.71667 | 0.09315 | 0.28333 | 2.15 R |

R denotes an observation with a large standardized residual.
 X denotes an observation whose X value gives it large leverage.

Analysis of Variance for W@2joint IV, using Adjusted SS for Tests

| Source | DF | Seq SS | Adj SS | Adj MS | F | P |
|--------|----|---------|---------|---------|-------|-------|
| Name | 2 | 0.39988 | 0.39988 | 0.19994 | 30.59 | 0.002 |
| Error | 5 | 0.03268 | 0.03268 | 0.00654 | | |
| Total | 7 | 0.43255 | | | | |

S = 0.0808393 R-Sq = 92.45% R-Sq(adj) = 89.42%

Unusual Observations for W@2joint IV

| Obs | W@2joint IV | Fit | SE Fit | Residual | St Resid |
|-----|-------------|---------|---------|----------|----------|
| 5 | 1.35000 | 1.35000 | 0.08084 | -0.00000 | * X |

X denotes an observation whose X value gives it large leverage.

Analysis of Variance for W@3joint IV, using Adjusted SS for Tests

| Source | DF | Seq SS | Adj SS | Adj MS | F | P |
|--------|----|---------|---------|---------|-------|-------|
| Name | 2 | 0.54469 | 0.54469 | 0.27234 | 97.27 | 0.000 |
| Error | 5 | 0.01400 | 0.01400 | 0.00280 | | |
| Total | 7 | 0.55869 | | | | |

S = 0.0529150 R-Sq = 97.49% R-Sq(adj) = 96.49%

Unusual Observations for W@3joint IV

| Obs | W@3joint IV | Fit | SE Fit | Residual | St Resid |
|-----|-------------|---------|---------|----------|----------|
| 5 | 1.20000 | 1.20000 | 0.05292 | -0.00000 | * X |

X denotes an observation whose X value gives it large leverage.

Analysis of Variance for LoPhI,II, using Adjusted SS for Tests

| Source | DF | Seq SS | Adj SS | Adj MS | F | P |
|--------|----|---------|---------|--------|-------|-------|
| Name | 2 | 18.8954 | 18.8954 | 9.4477 | 29.35 | 0.002 |
| Error | 5 | 1.6094 | 1.6094 | 0.3219 | | |
| Total | 7 | 20.5048 | | | | |

S = 0.567339 R-Sq = 92.15% R-Sq(adj) = 89.01%

Unusual Observations for LoPhI,II

| Obs | LoPhI,II | Fit | SE Fit | Residual | St Resid |
|-----|----------|---------|---------|----------|----------|
| 5 | 3.37000 | 3.37000 | 0.56734 | 0.00000 | * X |

X denotes an observation whose X value gives it large leverage.

Analysis of Variance for LoPhII,II, using Adjusted SS for Tests

| Source | DF | Seq SS | Adj SS | Adj MS | F | P |
|--------|----|--------|--------|--------|------|-------|
| Name | 2 | 5.0642 | 5.0642 | 2.5321 | 9.19 | 0.021 |
| Error | 5 | 1.3779 | 1.3779 | 0.2756 | | |
| Total | 7 | 6.4422 | | | | |

S = 0.524965 R-Sq = 78.61% R-Sq(adj) = 70.05%

Unusual Observations for LoPhII,II

| Obs | LoPhII,II | Fit | SE Fit | Residual | St Resid |
|-----|-----------|---------|---------|----------|----------|
| 5 | 3.02000 | 3.02000 | 0.52497 | 0.00000 | * X |
| 8 | 4.37000 | 3.44333 | 0.30309 | 0.92667 | 2.16 R |

R denotes an observation with a large standardized residual.
X denotes an observation whose X value gives it large leverage.

Analysis of Variance for LoPhI,III, using Adjusted SS for Tests

| Source | DF | Seq SS | Adj SS | Adj MS | F | P |
|--------|----|--------|--------|--------|-------|-------|
| Name | 2 | 36.129 | 36.129 | 18.064 | 42.75 | 0.001 |
| Error | 5 | 2.113 | 2.113 | 0.423 | | |
| Total | 7 | 38.242 | | | | |

S = 0.650058 R-Sq = 94.47% R-Sq(adj) = 92.26%

Unusual Observations for LoPhI,III

| Obs | LoPhI,III | Fit | SE Fit | Residual | St Resid |
|-----|-----------|---------|---------|----------|----------|
| 5 | 1.99000 | 1.99000 | 0.65006 | 0.00000 | * X |

X denotes an observation whose X value gives it large leverage.

Analysis of Variance for LoPhII,III, using Adjusted SS for Tests

| Source | DF | Seq SS | Adj SS | Adj MS | F | P |
|--------|----|---------|---------|--------|--------|-------|
| Name | 2 | 13.5510 | 13.5510 | 6.7755 | 140.37 | 0.000 |
| Error | 5 | 0.2413 | 0.2413 | 0.0483 | | |
| Total | 7 | 13.7924 | | | | |

S = 0.219701 R-Sq = 98.25% R-Sq(adj) = 97.55%

Unusual Observations for LoPhII,III

| Obs | LoPhII,III | Fit | SE Fit | Residual | St Resid |
|-----|------------|---------|---------|----------|----------|
| 5 | 1.83000 | 1.83000 | 0.21970 | 0.00000 | * X |

X denotes an observation whose X value gives it large leverage.

Analysis of Variance for LoPhIII,III, using Adjusted SS for Tests

| Source | DF | Seq SS | Adj SS | Adj MS | F | P |
|--------|----|--------|--------|--------|-------|-------|
| Name | 2 | 3.3829 | 3.3829 | 1.6915 | 49.48 | 0.001 |
| Error | 5 | 0.1709 | 0.1709 | 0.0342 | | |
| Total | 7 | 3.5539 | | | | |

S = 0.184901 R-Sq = 95.19% R-Sq(adj) = 93.27%

Unusual Observations for LoPhIII,III

| Obs | LoPhIII,III | Fit | SE Fit | Residual | St Resid |
|-----|-------------|---------|---------|----------|----------|
| 5 | 1.85000 | 1.85000 | 0.18490 | 0.00000 | * X |

X denotes an observation whose X value gives it large leverage.

Analysis of Variance for LoPhI,IV, using Adjusted SS for Tests

| Source | DF | Seq SS | Adj SS | Adj MS | F | P |
|--------|----|---------|---------|--------|-------|-------|
| Name | 2 | 14.0380 | 14.0380 | 7.0190 | 23.72 | 0.003 |
| Error | 5 | 1.4795 | 1.4795 | 0.2959 | | |
| Total | 7 | 15.5176 | | | | |

S = 0.543975 R-Sq = 90.47% R-Sq(adj) = 86.65%

Unusual Observations for LoPhI,IV

| Obs | LoPhI,IV | Fit | SE Fit | Residual | St Resid |
|-----|----------|-----|--------|----------|----------|
|-----|----------|-----|--------|----------|----------|

5 2.96000 2.96000 0.54397 0.00000 * X

X denotes an observation whose X value gives it large leverage.

Analysis of Variance for LoPhII,IV, using Adjusted SS for Tests

| Source | DF | Seq SS | Adj SS | Adj MS | F | P |
|--------|----|--------|--------|--------|-------|-------|
| Name | 2 | 7.5723 | 7.5723 | 3.7861 | 77.41 | 0.000 |
| Error | 5 | 0.2445 | 0.2445 | 0.0489 | | |
| Total | 7 | 7.8168 | | | | |

S = 0.221152 R-Sq = 96.87% R-Sq(adj) = 95.62%

Unusual Observations for LoPhII,IV

| Obs | LoPhII,IV | Fit | SE Fit | Residual | St Resid |
|-----|-----------|---------|---------|----------|----------|
| 5 | 1.14000 | 1.14000 | 0.22115 | 0.00000 | * X |

X denotes an observation whose X value gives it large leverage.

Analysis of Variance for LoPhIII,IV, using Adjusted SS for Tests

| Source | DF | Seq SS | Adj SS | Adj MS | F | P |
|--------|----|--------|--------|--------|--------|-------|
| Name | 2 | 4.4121 | 4.4121 | 2.2060 | 118.01 | 0.000 |
| Error | 5 | 0.0935 | 0.0935 | 0.0187 | | |
| Total | 7 | 4.5056 | | | | |

S = 0.136724 R-Sq = 97.93% R-Sq(adj) = 97.10%

Unusual Observations for LoPhIII,IV

| Obs | LoPhIII,IV | Fit | SE Fit | Residual | St Resid |
|-----|------------|---------|---------|----------|----------|
| 5 | 1.26000 | 1.26000 | 0.13672 | 0.00000 | * X |

X denotes an observation whose X value gives it large leverage.

Analysis of Variance for LoPhIV,IV, using Adjusted SS for Tests

| Source | DF | Seq SS | Adj SS | Adj MS | F | P |
|--------|----|---------|---------|---------|-------|-------|
| Name | 2 | 1.69006 | 1.69006 | 0.84503 | 59.56 | 0.000 |
| Error | 5 | 0.07094 | 0.07094 | 0.01419 | | |
| Total | 7 | 1.76100 | | | | |

S = 0.119115 R-Sq = 95.97% R-Sq(adj) = 94.36%

Unusual Observations for LoPhIV,IV

| Obs | LoPhIV,IV | Fit | SE Fit | Residual | St Resid |
|-----|-----------|---------|---------|----------|----------|
| 5 | 1.37000 | 1.37000 | 0.11911 | 0.00000 | * X |

X denotes an observation whose X value gives it large leverage.

Analysis of Variance for Lotmt, using Adjusted SS for Tests

| Source | DF | Seq SS | Adj SS | Adj MS | F | P |
|--------|----|--------|--------|--------|------|-------|
| Name | 2 | 1.583 | 1.583 | 0.792 | 0.52 | 0.623 |
| Error | 5 | 7.603 | 7.603 | 1.521 | | |
| Total | 7 | 9.186 | | | | |

S = 1.23312 R-Sq = 17.24% R-Sq(adj) = 0.00%

Unusual Observations for Lotmt

| Obs | Lotmt | Fit | SE Fit | Residual | St Resid |
|-----|---------|---------|--------|----------|----------|
| 1 | 28.3500 | 26.0250 | 0.6166 | 2.3250 | 2.18 R |
| 5 | 26.0600 | 26.0600 | 1.2331 | 0.0000 | * X |

R denotes an observation with a large standardized residual.
 X denotes an observation whose X value gives it large leverage.

Analysis of Variance for Wotmt@prox, using Adjusted SS for Tests

| Source | DF | Seq SS | Adj SS | Adj MS | F | P |
|--------|----|---------|---------|---------|------|-------|
| Name | 2 | 0.03741 | 0.03741 | 0.01870 | 0.29 | 0.762 |
| Error | 5 | 0.32574 | 0.32574 | 0.06515 | | |
| Total | 7 | 0.36315 | | | | |

S = 0.255242 R-Sq = 10.30% R-Sq(adj) = 0.00%

Unusual Observations for Wotmt@prox

| Obs | Wotmt@prox | Fit | SE Fit | Residual | St Resid |
|-----|------------|---------|---------|----------|----------|
| 5 | 3.60000 | 3.60000 | 0.25524 | 0.00000 | * X |
| 8 | 4.27000 | 3.82333 | 0.14736 | 0.44667 | 2.14 R |

R denotes an observation with a large standardized residual.
 X denotes an observation whose X value gives it large leverage.

Analysis of Variance for Wotmt@cond, using Adjusted SS for Tests

| Source | DF | Seq SS | Adj SS | Adj MS | F | P |
|--------|----|---------|---------|---------|------|-------|
| Name | 2 | 0.41492 | 0.41492 | 0.20746 | 3.37 | 0.118 |
| Error | 5 | 0.30767 | 0.30767 | 0.06153 | | |
| Total | 7 | 0.72259 | | | | |

S = 0.248059 R-Sq = 57.42% R-Sq(adj) = 40.39%

Unusual Observations for Wotmt@cond

| Obs | Wotmt@cond | Fit | SE Fit | Residual | St Resid |
|-----|------------|---------|---------|----------|----------|
| 5 | 4.23000 | 4.23000 | 0.24806 | 0.00000 | * X |

X denotes an observation whose X value gives it large leverage.

Grouping Information Using Bonferroni Method and 95.0% Confidence for LoDII

| Name | N | Mean | Grouping |
|-------------------------|---|---------|----------|
| Calidris alba (alcohol) | 3 | 12.1500 | A |
| Calidris alba | 4 | 11.0775 | A |
| Calidris alba (skin) | 1 | 10.5200 | A |

Means that do not share a letter are significantly different.

Name = Calidris alba subtracted from:

| Name | Difference of Means | SE of Difference | T-Value | Adjusted P-Value |
|-------------------------|---------------------|------------------|---------|------------------|
| Calidris alba (alcohol) | 1.0725 | 0.3382 | 3.171 | 0.0744 |
| Calidris alba (skin) | -0.5575 | 0.4951 | -1.126 | 0.9339 |

Name = Calidris alba (alcohol) subtracted from:

| Name | Difference of Means | SE of Difference | T-Value | Adjusted P-Value |
|----------------------|---------------------|------------------|---------|------------------|
| Calidris alba (skin) | -1.630 | 0.5114 | -3.187 | 0.0730 |

Grouping Information Using Tukey Method and 95.0% Confidence for LoDII

| Name | N | Mean | Grouping |
|-------------------------|---|---------|----------|
| Calidris alba (alcohol) | 3 | 12.1500 | A |
| Calidris alba | 4 | 11.0775 | A |
| Calidris alba (skin) | 1 | 10.5200 | A |

Means that do not share a letter are significantly different.

Name = Calidris alba subtracted from:

| Name | Difference of Means | SE of Difference | T-Value | Adjusted P-Value |
|-------------------------|---------------------|------------------|---------|------------------|
| Calidris alba (alcohol) | 1.0725 | 0.3382 | 3.171 | 0.0547 |
| Calidris alba (skin) | -0.5575 | 0.4951 | -1.126 | 0.5408 |

Name = Calidris alba (alcohol) subtracted from:

| Name | Difference of Means | SE of Difference | T-Value | Adjusted P-Value |
|----------------------|---------------------|------------------|---------|------------------|
| Calidris alba (skin) | -1.630 | 0.5114 | -3.187 | 0.0537 |

Grouping Information Using Bonferroni Method and 95.0% Confidence for LoDIII

| Name | N | Mean | Grouping |
|-------------------------|---|---------|----------|
| Calidris alba (alcohol) | 3 | 15.4400 | A |
| Calidris alba | 4 | 13.9625 | A |
| Calidris alba (skin) | 1 | 13.5900 | A |

Means that do not share a letter are significantly different.

Name = Calidris alba subtracted from:

| Name | Difference of Means | SE of Difference | T-Value | Adjusted P-Value |
|-------------------------|---------------------|------------------|---------|------------------|
| Calidris alba (alcohol) | 1.4775 | 0.5516 | 2.6784 | 0.1317 |

| | | | | |
|----------------------|---------|--------|---------|--------|
| Calidris alba (skin) | -0.3725 | 0.8075 | -0.4613 | 1.0000 |
|----------------------|---------|--------|---------|--------|

Name = Calidris alba (alcohol) subtracted from:

| Name | Difference of Means | SE of Difference | T-Value | Adjusted P-Value |
|----------------------|---------------------|------------------|---------|------------------|
| Calidris alba (skin) | -1.850 | 0.8340 | -2.218 | 0.2319 |

Grouping Information Using Tukey Method and 95.0% Confidence for LoDIII

| Name | N | Mean | Grouping |
|-------------------------|---|---------|----------|
| Calidris alba (alcohol) | 3 | 15.4400 | A |
| Calidris alba | 4 | 13.9625 | A |
| Calidris alba (skin) | 1 | 13.5900 | A |

Means that do not share a letter are significantly different.

Name = Calidris alba subtracted from:

| Name | Difference of Means | SE of Difference | T-Value | Adjusted P-Value |
|-------------------------|---------------------|------------------|---------|------------------|
| Calidris alba (alcohol) | 1.4775 | 0.5516 | 2.6784 | 0.0945 |
| Calidris alba (skin) | -0.3725 | 0.8075 | -0.4613 | 0.8917 |

Name = Calidris alba (alcohol) subtracted from:

| Name | Difference of Means | SE of Difference | T-Value | Adjusted P-Value |
|----------------------|---------------------|------------------|---------|------------------|
| Calidris alba (skin) | -1.850 | 0.8340 | -2.218 | 0.1607 |

Grouping Information Using Bonferroni Method and 95.0% Confidence for LoDIV

| Name | N | Mean | Grouping |
|-------------------------|---|---------|----------|
| Calidris alba (alcohol) | 3 | 13.6067 | A |
| Calidris alba | 4 | 12.9375 | A |
| Calidris alba (skin) | 1 | 11.7800 | A |

Means that do not share a letter are significantly different.

Name = Calidris alba subtracted from:

| Name | Difference of Means | SE of Difference | T-Value | Adjusted P-Value |
|-------------------------|---------------------|------------------|---------|------------------|
| Calidris alba (alcohol) | 0.669 | 0.8062 | 0.8300 | 1.000 |
| Calidris alba (skin) | -1.158 | 1.1802 | -0.9808 | 1.000 |

Name = Calidris alba (alcohol) subtracted from:

| Name | Difference of Means | SE of Difference | T-Value | Adjusted P-Value |
|----------------------|---------------------|------------------|---------|------------------|
| Calidris alba (skin) | -1.827 | 1.219 | -1.499 | 0.5827 |

Grouping Information Using Tukey Method and 95.0% Confidence for LoDIV

| Name | N | Mean | Grouping |
|-------------------------|---|---------|----------|
| Calidris alba (alcohol) | 3 | 13.6067 | A |
| Calidris alba | 4 | 12.9375 | A |

Calidris alba (skin) 1 11.7800 A

Means that do not share a letter are significantly different.

Name = Calidris alba subtracted from:

| Name | Difference of Means | SE of Difference | T-Value | Adjusted P-Value |
|-------------------------|---------------------|------------------|---------|------------------|
| Calidris alba (alcohol) | 0.669 | 0.8062 | 0.8300 | 0.7026 |
| Calidris alba (skin) | -1.158 | 1.1802 | -0.9808 | 0.6188 |

Name = Calidris alba (alcohol) subtracted from:

| Name | Difference of Means | SE of Difference | T-Value | Adjusted P-Value |
|----------------------|---------------------|------------------|---------|------------------|
| Calidris alba (skin) | -1.827 | 1.219 | -1.499 | 0.3671 |

Grouping Information Using Bonferroni Method and 95.0% Confidence for W@Pjoint II

| Name | N | Mean | Grouping |
|-------------------------|---|--------|----------|
| Calidris alba (alcohol) | 3 | 1.8200 | A |
| Calidris alba (skin) | 1 | 1.6800 | A B |
| Calidris alba | 4 | 1.1425 | B |

Means that do not share a letter are significantly different.

Name = Calidris alba subtracted from:

| Name | Difference of Means | SE of Difference | T-Value | Adjusted P-Value |
|-------------------------|---------------------|------------------|---------|------------------|
| Calidris alba (alcohol) | 0.6775 | 0.1066 | 6.353 | 0.0043 |
| Calidris alba (skin) | 0.5375 | 0.1561 | 3.443 | 0.0551 |

Name = Calidris alba (alcohol) subtracted from:

| Name | Difference of Means | SE of Difference | T-Value | Adjusted P-Value |
|----------------------|---------------------|------------------|---------|------------------|
| Calidris alba (skin) | -0.1400 | 0.1612 | -0.8684 | 1.000 |

Grouping Information Using Tukey Method and 95.0% Confidence for W@Pjoint II

| Name | N | Mean | Grouping |
|-------------------------|---|--------|----------|
| Calidris alba (alcohol) | 3 | 1.8200 | A |
| Calidris alba (skin) | 1 | 1.6800 | A |
| Calidris alba | 4 | 1.1425 | B |

Means that do not share a letter are significantly different.

Name = Calidris alba subtracted from:

| Name | Difference of Means | SE of Difference | T-Value | Adjusted P-Value |
|-------------------------|---------------------|------------------|---------|------------------|
| Calidris alba (alcohol) | 0.6775 | 0.1066 | 6.353 | 0.0033 |
| Calidris alba (skin) | 0.5375 | 0.1561 | 3.443 | 0.0409 |

Name = Calidris alba (alcohol) subtracted from:

| Name | Difference of Means | SE of Difference | T-Value | Adjusted P-Value |
|----------------------|------------------------|---------------------|---------|---------------------|
| Calidris alba (skin) | -0.1400 | 0.1612 | -0.8684 | 0.6812 |

Grouping Information Using Bonferroni Method and 95.0% Confidence for W@Pjoint
III

| Name | N | Mean | Grouping |
|-------------------------|---|--------|----------|
| Calidris alba (skin) | 1 | 2.0400 | A B |
| Calidris alba (alcohol) | 3 | 1.9933 | A |
| Calidris alba | 4 | 1.3975 | B |

Means that do not share a letter are significantly different.

Name = Calidris alba subtracted from:

| Name | Difference of Means | SE of Difference | T-Value | Adjusted P-Value |
|-------------------------|------------------------|---------------------|---------|---------------------|
| Calidris alba (alcohol) | 0.5958 | 0.1502 | 3.967 | 0.0320 |
| Calidris alba (skin) | 0.6425 | 0.2199 | 2.922 | 0.0988 |

Name = Calidris alba (alcohol) subtracted from:

| Name | Difference of Means | SE of Difference | T-Value | Adjusted P-Value |
|----------------------|------------------------|---------------------|---------|---------------------|
| Calidris alba (skin) | 0.04667 | 0.2271 | 0.2055 | 1.000 |

Grouping Information Using Tukey Method and 95.0% Confidence for W@Pjoint III

| Name | N | Mean | Grouping |
|-------------------------|---|--------|----------|
| Calidris alba (skin) | 1 | 2.0400 | A B |
| Calidris alba (alcohol) | 3 | 1.9933 | A |
| Calidris alba | 4 | 1.3975 | B |

Means that do not share a letter are significantly different.

Name = Calidris alba subtracted from:

| Name | Difference of Means | SE of Difference | T-Value | Adjusted P-Value |
|-------------------------|------------------------|---------------------|---------|---------------------|
| Calidris alba (alcohol) | 0.5958 | 0.1502 | 3.967 | 0.0241 |
| Calidris alba (skin) | 0.6425 | 0.2199 | 2.922 | 0.0718 |

Name = Calidris alba (alcohol) subtracted from:

| Name | Difference of Means | SE of Difference | T-Value | Adjusted P-Value |
|----------------------|------------------------|---------------------|---------|---------------------|
| Calidris alba (skin) | 0.04667 | 0.2271 | 0.2055 | 0.9771 |

Grouping Information Using Bonferroni Method and 95.0% Confidence for W@Pjoint
IV

| Name | N | Mean | Grouping |
|-------------------------|---|--------|----------|
| Calidris alba (alcohol) | 3 | 1.6367 | A |
| Calidris alba (skin) | 1 | 1.6000 | A |
| Calidris alba | 4 | 1.2375 | B |

Means that do not share a letter are significantly different.

Name = Calidris alba subtracted from:

| Name | Difference of Means | SE of Difference | T-Value | Adjusted P-Value |
|-------------------------|------------------------|---------------------|---------|---------------------|
| Calidris alba (alcohol) | 0.3992 | 0.03230 | 12.359 | 0.0002 |
| Calidris alba (skin) | 0.3625 | 0.04728 | 7.667 | 0.0018 |

Name = Calidris alba (alcohol) subtracted from:

| Name | Difference of Means | SE of Difference | T-Value | Adjusted P-Value |
|----------------------|------------------------|---------------------|---------|---------------------|
| Calidris alba (skin) | -0.03667 | 0.04883 | -0.7509 | 1.000 |

Grouping Information Using Tukey Method and 95.0% Confidence for W@Pjoint IV

| Name | N | Mean | Grouping |
|-------------------------|---|--------|----------|
| Calidris alba (alcohol) | 3 | 1.6367 | A |
| Calidris alba (skin) | 1 | 1.6000 | A |
| Calidris alba | 4 | 1.2375 | B |

Means that do not share a letter are significantly different.

Name = Calidris alba subtracted from:

| Name | Difference of Means | SE of Difference | T-Value | Adjusted P-Value |
|-------------------------|------------------------|---------------------|---------|---------------------|
| Calidris alba (alcohol) | 0.3992 | 0.03230 | 12.359 | 0.0002 |
| Calidris alba (skin) | 0.3625 | 0.04728 | 7.667 | 0.0014 |

Name = Calidris alba (alcohol) subtracted from:

| Name | Difference of Means | SE of Difference | T-Value | Adjusted P-Value |
|----------------------|------------------------|---------------------|---------|---------------------|
| Calidris alba (skin) | -0.03667 | 0.04883 | -0.7509 | 0.7463 |

Grouping Information Using Bonferroni Method and 95.0% Confidence for W@2joint III

| Name | N | Mean | Grouping |
|-------------------------|---|--------|----------|
| Calidris alba (skin) | 1 | 1.9200 | A |
| Calidris alba (alcohol) | 3 | 1.7167 | A |
| Calidris alba | 4 | 1.1875 | B |

Means that do not share a letter are significantly different.

Name = Calidris alba subtracted from:

| Name | Difference of Means | SE of Difference | T-Value | Adjusted P-Value |
|-------------------------|------------------------|---------------------|---------|---------------------|
| Calidris alba (alcohol) | 0.5292 | 0.1232 | 4.294 | 0.0233 |
| Calidris alba (skin) | 0.7325 | 0.1804 | 4.061 | 0.0292 |

Name = Calidris alba (alcohol) subtracted from:

| Name | Difference of Means | SE of Difference | T-Value | Adjusted P-Value |
|----------------------|------------------------|---------------------|---------|---------------------|
| Calidris alba (skin) | 0.2033 | 0.1863 | 1.091 | 0.9745 |

Grouping Information Using Tukey Method and 95.0% Confidence for W@2joint III

| Name | N | Mean | Grouping |
|-------------------------|---|--------|----------|
| Calidris alba (skin) | 1 | 1.9200 | A |
| Calidris alba (alcohol) | 3 | 1.7167 | A |
| Calidris alba | 4 | 1.1875 | B |

Means that do not share a letter are significantly different.

Name = Calidris alba subtracted from:

| Name | Difference of Means | SE of Difference | T-Value | Adjusted P-Value |
|-------------------------|---------------------|------------------|---------|------------------|
| Calidris alba (alcohol) | 0.5292 | 0.1232 | 4.294 | 0.0177 |
| Calidris alba (skin) | 0.7325 | 0.1804 | 4.061 | 0.0220 |

Name = Calidris alba (alcohol) subtracted from:

| Name | Difference of Means | SE of Difference | T-Value | Adjusted P-Value |
|----------------------|---------------------|------------------|---------|------------------|
| Calidris alba (skin) | 0.2033 | 0.1863 | 1.091 | 0.5589 |

Grouping Information Using Bonferroni Method and 95.0% Confidence for W@2joint IV

| Name | N | Mean | Grouping |
|-------------------------|---|--------|----------|
| Calidris alba (alcohol) | 3 | 1.4800 | A |
| Calidris alba (skin) | 1 | 1.3500 | A |
| Calidris alba | 4 | 1.0075 | B |

Means that do not share a letter are significantly different.

Name = Calidris alba subtracted from:

| Name | Difference of Means | SE of Difference | T-Value | Adjusted P-Value |
|-------------------------|---------------------|------------------|---------|------------------|
| Calidris alba (alcohol) | 0.4725 | 0.06174 | 7.653 | 0.0018 |
| Calidris alba (skin) | 0.3425 | 0.09038 | 3.790 | 0.0383 |

Name = Calidris alba (alcohol) subtracted from:

| Name | Difference of Means | SE of Difference | T-Value | Adjusted P-Value |
|----------------------|---------------------|------------------|---------|------------------|
| Calidris alba (skin) | -0.1300 | 0.09335 | -1.393 | 0.6674 |

Grouping Information Using Tukey Method and 95.0% Confidence for W@2joint IV

| Name | N | Mean | Grouping |
|-------------------------|---|--------|----------|
| Calidris alba (alcohol) | 3 | 1.4800 | A |
| Calidris alba (skin) | 1 | 1.3500 | A |
| Calidris alba | 4 | 1.0075 | B |

Means that do not share a letter are significantly different.

Name = Calidris alba subtracted from:

| Difference | SE of | Adjusted |
|------------|-------|----------|
|------------|-------|----------|

| Name | of Means | Difference | T-Value | P-Value |
|-------------------------|----------|------------|---------|---------|
| Calidris alba (alcohol) | 0.4725 | 0.06174 | 7.653 | 0.0014 |
| Calidris alba (skin) | 0.3425 | 0.09038 | 3.790 | 0.0287 |

Name = Calidris alba (alcohol) subtracted from:

| Name | Difference of Means | SE of Difference | T-Value | Adjusted P-Value |
|----------------------|---------------------|------------------|---------|------------------|
| Calidris alba (skin) | -0.1300 | 0.09335 | -1.393 | 0.4118 |

Grouping Information Using Bonferroni Method and 95.0% Confidence for W@3joint IV

| Name | N | Mean | Grouping |
|-------------------------|---|--------|----------|
| Calidris alba (alcohol) | 3 | 1.4300 | A |
| Calidris alba (skin) | 1 | 1.2000 | B |
| Calidris alba | 4 | 0.8700 | C |

Means that do not share a letter are significantly different.

Name = Calidris alba subtracted from:

| Name | Difference of Means | SE of Difference | T-Value | Adjusted P-Value |
|-------------------------|---------------------|------------------|---------|------------------|
| Calidris alba (alcohol) | 0.5600 | 0.04041 | 13.856 | 0.0001 |
| Calidris alba (skin) | 0.3300 | 0.05916 | 5.578 | 0.0077 |

Name = Calidris alba (alcohol) subtracted from:

| Name | Difference of Means | SE of Difference | T-Value | Adjusted P-Value |
|----------------------|---------------------|------------------|---------|------------------|
| Calidris alba (skin) | -0.2300 | 0.06110 | -3.764 | 0.0393 |

Grouping Information Using Tukey Method and 95.0% Confidence for W@3joint IV

| Name | N | Mean | Grouping |
|-------------------------|---|--------|----------|
| Calidris alba (alcohol) | 3 | 1.4300 | A |
| Calidris alba (skin) | 1 | 1.2000 | B |
| Calidris alba | 4 | 0.8700 | C |

Means that do not share a letter are significantly different.

Name = Calidris alba subtracted from:

| Name | Difference of Means | SE of Difference | T-Value | Adjusted P-Value |
|-------------------------|---------------------|------------------|---------|------------------|
| Calidris alba (alcohol) | 0.5600 | 0.04041 | 13.856 | 0.0001 |
| Calidris alba (skin) | 0.3300 | 0.05916 | 5.578 | 0.0059 |

Name = Calidris alba (alcohol) subtracted from:

| Name | Difference of Means | SE of Difference | T-Value | Adjusted P-Value |
|----------------------|---------------------|------------------|---------|------------------|
| Calidris alba (skin) | -0.2300 | 0.06110 | -3.764 | 0.0295 |

Grouping Information Using Bonferroni Method and 95.0% Confidence for LoPhI,II

| Name | N | Mean | Grouping |
|-------------------------|---|--------|----------|
| Calidris alba | 4 | 6.2550 | A |
| Calidris alba (skin) | 1 | 3.3700 | B |
| Calidris alba (alcohol) | 3 | 3.1233 | B |

Means that do not share a letter are significantly different.

Name = Calidris alba subtracted from:

| Name | Difference of Means | SE of Difference | T-Value | Adjusted P-Value |
|-------------------------|---------------------|------------------|---------|------------------|
| Calidris alba (alcohol) | -3.132 | 0.4333 | -7.227 | 0.0024 |
| Calidris alba (skin) | -2.885 | 0.6343 | -4.548 | 0.0184 |

Name = Calidris alba (alcohol) subtracted from:

| Name | Difference of Means | SE of Difference | T-Value | Adjusted P-Value |
|----------------------|---------------------|------------------|---------|------------------|
| Calidris alba (skin) | 0.2467 | 0.6551 | 0.3765 | 1.000 |

Grouping Information Using Tukey Method and 95.0% Confidence for LoPhI,II

| Name | N | Mean | Grouping |
|-------------------------|---|--------|----------|
| Calidris alba | 4 | 6.2550 | A |
| Calidris alba (skin) | 1 | 3.3700 | B |
| Calidris alba (alcohol) | 3 | 3.1233 | B |

Means that do not share a letter are significantly different.

Name = Calidris alba subtracted from:

| Name | Difference of Means | SE of Difference | T-Value | Adjusted P-Value |
|-------------------------|---------------------|------------------|---------|------------------|
| Calidris alba (alcohol) | -3.132 | 0.4333 | -7.227 | 0.0019 |
| Calidris alba (skin) | -2.885 | 0.6343 | -4.548 | 0.0140 |

Name = Calidris alba (alcohol) subtracted from:

| Name | Difference of Means | SE of Difference | T-Value | Adjusted P-Value |
|----------------------|---------------------|------------------|---------|------------------|
| Calidris alba (skin) | 0.2467 | 0.6551 | 0.3765 | 0.9260 |

Grouping Information Using Bonferroni Method and 95.0% Confidence for LoPhII,II

| Name | N | Mean | Grouping |
|-------------------------|---|--------|----------|
| Calidris alba | 4 | 4.9075 | A |
| Calidris alba (alcohol) | 3 | 3.4433 | B |
| Calidris alba (skin) | 1 | 3.0200 | A B |

Means that do not share a letter are significantly different.

Name = Calidris alba subtracted from:

| Name | Difference of Means | SE of Difference | T-Value | Adjusted P-Value |
|-------------------------|---------------------|------------------|---------|------------------|
| Calidris alba (alcohol) | -1.464 | 0.4009 | -3.652 | 0.0442 |
| Calidris alba (skin) | -1.888 | 0.5869 | -3.216 | 0.0707 |

Name = Calidris alba (alcohol) subtracted from:

| Name | Difference of Means | SE of Difference | T-Value | Adjusted P-Value |
|----------------------|------------------------|---------------------|---------|---------------------|
| Calidris alba (skin) | -0.4233 | 0.6062 | -0.6984 | 1.000 |

Grouping Information Using Tukey Method and 95.0% Confidence for LoPhII,II

| Name | N | Mean | Grouping |
|-------------------------|---|--------|----------|
| Calidris alba | 4 | 4.9075 | A |
| Calidris alba (alcohol) | 3 | 3.4433 | B |
| Calidris alba (skin) | 1 | 3.0200 | A B |

Means that do not share a letter are significantly different.

Name = Calidris alba subtracted from:

| Name | Difference of Means | SE of Difference | T-Value | Adjusted P-Value |
|-------------------------|------------------------|---------------------|---------|---------------------|
| Calidris alba (alcohol) | -1.464 | 0.4009 | -3.652 | 0.0330 |
| Calidris alba (skin) | -1.888 | 0.5869 | -3.216 | 0.0521 |

Name = Calidris alba (alcohol) subtracted from:

| Name | Difference of Means | SE of Difference | T-Value | Adjusted P-Value |
|----------------------|------------------------|---------------------|---------|---------------------|
| Calidris alba (skin) | -0.4233 | 0.6062 | -0.6984 | 0.7749 |

Grouping Information Using Bonferroni Method and 95.0% Confidence for LoPhI,III

| Name | N | Mean | Grouping |
|-------------------------|---|--------|----------|
| Calidris alba | 4 | 6.1875 | A |
| Calidris alba (skin) | 1 | 1.9900 | B |
| Calidris alba (alcohol) | 3 | 1.9200 | B |

Means that do not share a letter are significantly different.

Name = Calidris alba subtracted from:

| Name | Difference of Means | SE of Difference | T-Value | Adjusted P-Value |
|-------------------------|------------------------|---------------------|---------|---------------------|
| Calidris alba (alcohol) | -4.268 | 0.4965 | -8.595 | 0.0011 |
| Calidris alba (skin) | -4.198 | 0.7268 | -5.775 | 0.0066 |

Name = Calidris alba (alcohol) subtracted from:

| Name | Difference of Means | SE of Difference | T-Value | Adjusted P-Value |
|----------------------|------------------------|---------------------|---------|---------------------|
| Calidris alba (skin) | 0.07000 | 0.7506 | 0.09326 | 1.000 |

Grouping Information Using Tukey Method and 95.0% Confidence for LoPhI,III

| Name | N | Mean | Grouping |
|-------------------------|---|--------|----------|
| Calidris alba | 4 | 6.1875 | A |
| Calidris alba (skin) | 1 | 1.9900 | B |
| Calidris alba (alcohol) | 3 | 1.9200 | B |

Means that do not share a letter are significantly different.

Name = Calidris alba subtracted from:

| Name | Difference of Means | SE of Difference | T-Value | Adjusted P-Value |
|-------------------------|------------------------|---------------------|---------|---------------------|
| Calidris alba (alcohol) | -4.268 | 0.4965 | -8.595 | 0.0008 |
| Calidris alba (skin) | -4.198 | 0.7268 | -5.775 | 0.0051 |

Name = Calidris alba (alcohol) subtracted from:

| Name | Difference of Means | SE of Difference | T-Value | Adjusted P-Value |
|----------------------|------------------------|---------------------|---------|---------------------|
| Calidris alba (skin) | 0.07000 | 0.7506 | 0.09326 | 0.9952 |

Grouping Information Using Bonferroni Method and 95.0% Confidence for
LoPhII,III

| Name | N | Mean | Grouping |
|-------------------------|---|--------|----------|
| Calidris alba | 4 | 4.5825 | A |
| Calidris alba (alcohol) | 3 | 2.0333 | B |
| Calidris alba (skin) | 1 | 1.8300 | B |

Means that do not share a letter are significantly different.

Name = Calidris alba subtracted from:

| Name | Difference of Means | SE of Difference | T-Value | Adjusted P-Value |
|-------------------------|------------------------|---------------------|---------|---------------------|
| Calidris alba (alcohol) | -2.549 | 0.1678 | -15.19 | 0.0001 |
| Calidris alba (skin) | -2.753 | 0.2456 | -11.21 | 0.0003 |

Name = Calidris alba (alcohol) subtracted from:

| Name | Difference of Means | SE of Difference | T-Value | Adjusted P-Value |
|----------------------|------------------------|---------------------|---------|---------------------|
| Calidris alba (skin) | -0.2033 | 0.2537 | -0.8015 | 1.000 |

Grouping Information Using Tukey Method and 95.0% Confidence for LoPhII,III

| Name | N | Mean | Grouping |
|-------------------------|---|--------|----------|
| Calidris alba | 4 | 4.5825 | A |
| Calidris alba (alcohol) | 3 | 2.0333 | B |
| Calidris alba (skin) | 1 | 1.8300 | B |

Means that do not share a letter are significantly different.

Name = Calidris alba subtracted from:

| Name | Difference of Means | SE of Difference | T-Value | Adjusted P-Value |
|-------------------------|------------------------|---------------------|---------|---------------------|
| Calidris alba (alcohol) | -2.549 | 0.1678 | -15.19 | 0.0001 |
| Calidris alba (skin) | -2.753 | 0.2456 | -11.21 | 0.0002 |

Name = Calidris alba (alcohol) subtracted from:

| Name | Difference of Means | SE of Difference | T-Value | Adjusted P-Value |
|----------------------|------------------------|---------------------|---------|---------------------|
| Calidris alba (skin) | -0.2033 | 0.2537 | -0.8015 | 0.7184 |

Grouping Information Using Bonferroni Method and 95.0% Confidence for LoPhIII,III

| Name | N | Mean | Grouping |
|-------------------------|---|--------|----------|
| Calidris alba | 4 | 3.5775 | A |
| Calidris alba (alcohol) | 3 | 2.5033 | B |
| Calidris alba (skin) | 1 | 1.8500 | B |

Means that do not share a letter are significantly different.

Name = Calidris alba subtracted from:

| Name | Difference of Means | SE of Difference | T-Value | Adjusted P-Value |
|-------------------------|---------------------|------------------|---------|------------------|
| Calidris alba (alcohol) | -1.074 | 0.1412 | -7.606 | 0.0019 |
| Calidris alba (skin) | -1.728 | 0.2067 | -8.356 | 0.0012 |

Name = Calidris alba (alcohol) subtracted from:

| Name | Difference of Means | SE of Difference | T-Value | Adjusted P-Value |
|----------------------|---------------------|------------------|---------|------------------|
| Calidris alba (skin) | -0.6533 | 0.2135 | -3.060 | 0.0843 |

Grouping Information Using Tukey Method and 95.0% Confidence for LoPhIII,III

| Name | N | Mean | Grouping |
|-------------------------|---|--------|----------|
| Calidris alba | 4 | 3.5775 | A |
| Calidris alba (alcohol) | 3 | 2.5033 | B |
| Calidris alba (skin) | 1 | 1.8500 | B |

Means that do not share a letter are significantly different.

Name = Calidris alba subtracted from:

| Name | Difference of Means | SE of Difference | T-Value | Adjusted P-Value |
|-------------------------|---------------------|------------------|---------|------------------|
| Calidris alba (alcohol) | -1.074 | 0.1412 | -7.606 | 0.0015 |
| Calidris alba (skin) | -1.728 | 0.2067 | -8.356 | 0.0009 |

Name = Calidris alba (alcohol) subtracted from:

| Name | Difference of Means | SE of Difference | T-Value | Adjusted P-Value |
|----------------------|---------------------|------------------|---------|------------------|
| Calidris alba (skin) | -0.6533 | 0.2135 | -3.060 | 0.0617 |

Grouping Information Using Bonferroni Method and 95.0% Confidence for LoPhI,IV

| Name | N | Mean | Grouping |
|-------------------------|---|--------|----------|
| Calidris alba | 4 | 4.8025 | A |
| Calidris alba (skin) | 1 | 2.9600 | A B |
| Calidris alba (alcohol) | 3 | 1.9767 | B |

Means that do not share a letter are significantly different.

Name = Calidris alba subtracted from:

| Difference of Means | SE of Difference | Adjusted P-Value |
|---------------------|------------------|------------------|
|---------------------|------------------|------------------|

| Name | of Means | Difference | T-Value | P-Value |
|-------------------------|----------|------------|---------|---------|
| Calidris alba (alcohol) | -2.826 | 0.4155 | -6.802 | 0.0031 |
| Calidris alba (skin) | -1.843 | 0.6082 | -3.030 | 0.0873 |

Name = Calidris alba (alcohol) subtracted from:

| Name | Difference of Means | SE of Difference | T-Value | Adjusted P-Value |
|----------------------|---------------------|------------------|---------|------------------|
| Calidris alba (skin) | 0.9833 | 0.6281 | 1.565 | 0.5347 |

Grouping Information Using Tukey Method and 95.0% Confidence for LoPhI,IV

| Name | N | Mean | Grouping |
|-------------------------|---|--------|----------|
| Calidris alba | 4 | 4.8025 | A |
| Calidris alba (skin) | 1 | 2.9600 | A B |
| Calidris alba (alcohol) | 3 | 1.9767 | B |

Means that do not share a letter are significantly different.

Name = Calidris alba subtracted from:

| Name | Difference of Means | SE of Difference | T-Value | Adjusted P-Value |
|-------------------------|---------------------|------------------|---------|------------------|
| Calidris alba (alcohol) | -2.826 | 0.4155 | -6.802 | 0.0024 |
| Calidris alba (skin) | -1.843 | 0.6082 | -3.030 | 0.0638 |

Name = Calidris alba (alcohol) subtracted from:

| Name | Difference of Means | SE of Difference | T-Value | Adjusted P-Value |
|----------------------|---------------------|------------------|---------|------------------|
| Calidris alba (skin) | 0.9833 | 0.6281 | 1.565 | 0.3409 |

Grouping Information Using Bonferroni Method and 95.0% Confidence for LoPhII,IV

| Name | N | Mean | Grouping |
|-------------------------|---|--------|----------|
| Calidris alba | 4 | 3.4125 | A |
| Calidris alba (alcohol) | 3 | 1.6033 | B |
| Calidris alba (skin) | 1 | 1.1400 | B |

Means that do not share a letter are significantly different.

Name = Calidris alba subtracted from:

| Name | Difference of Means | SE of Difference | T-Value | Adjusted P-Value |
|-------------------------|---------------------|------------------|---------|------------------|
| Calidris alba (alcohol) | -1.809 | 0.1689 | -10.71 | 0.0004 |
| Calidris alba (skin) | -2.273 | 0.2473 | -9.19 | 0.0008 |

Name = Calidris alba (alcohol) subtracted from:

| Name | Difference of Means | SE of Difference | T-Value | Adjusted P-Value |
|----------------------|---------------------|------------------|---------|------------------|
| Calidris alba (skin) | -0.4633 | 0.2554 | -1.814 | 0.3880 |

Grouping Information Using Tukey Method and 95.0% Confidence for LoPhII,IV

| Name | N | Mean | Grouping |
|------|---|------|----------|
|------|---|------|----------|

| | | | |
|-------------------------|---|--------|---|
| Calidris alba | 4 | 3.4125 | A |
| Calidris alba (alcohol) | 3 | 1.6033 | B |
| Calidris alba (skin) | 1 | 1.1400 | B |

Means that do not share a letter are significantly different.

Name = Calidris alba subtracted from:

| Name | Difference of Means | SE of Difference | T-Value | Adjusted P-Value |
|-------------------------|---------------------|------------------|---------|------------------|
| Calidris alba (alcohol) | -1.809 | 0.1689 | -10.71 | 0.0003 |
| Calidris alba (skin) | -2.273 | 0.2473 | -9.19 | 0.0006 |

Name = Calidris alba (alcohol) subtracted from:

| Name | Difference of Means | SE of Difference | T-Value | Adjusted P-Value |
|----------------------|---------------------|------------------|---------|------------------|
| Calidris alba (skin) | -0.4633 | 0.2554 | -1.814 | 0.2570 |

Grouping Information Using Bonferroni Method and 95.0% Confidence for LoPhIII,IV

| Name | N | Mean | Grouping |
|-------------------------|---|--------|----------|
| Calidris alba | 4 | 2.7100 | A |
| Calidris alba (skin) | 1 | 1.2600 | B |
| Calidris alba (alcohol) | 3 | 1.2133 | B |

Means that do not share a letter are significantly different.

Name = Calidris alba subtracted from:

| Name | Difference of Means | SE of Difference | T-Value | Adjusted P-Value |
|-------------------------|---------------------|------------------|---------|------------------|
| Calidris alba (alcohol) | -1.497 | 0.1044 | -14.33 | 0.0001 |
| Calidris alba (skin) | -1.450 | 0.1529 | -9.49 | 0.0007 |

Name = Calidris alba (alcohol) subtracted from:

| Name | Difference of Means | SE of Difference | T-Value | Adjusted P-Value |
|----------------------|---------------------|------------------|---------|------------------|
| Calidris alba (skin) | 0.04667 | 0.1579 | 0.2956 | 1.000 |

Grouping Information Using Tukey Method and 95.0% Confidence for LoPhIII,IV

| Name | N | Mean | Grouping |
|-------------------------|---|--------|----------|
| Calidris alba | 4 | 2.7100 | A |
| Calidris alba (skin) | 1 | 1.2600 | B |
| Calidris alba (alcohol) | 3 | 1.2133 | B |

Means that do not share a letter are significantly different.

Name = Calidris alba subtracted from:

| Name | Difference of Means | SE of Difference | T-Value | Adjusted P-Value |
|-------------------------|---------------------|------------------|---------|------------------|
| Calidris alba (alcohol) | -1.497 | 0.1044 | -14.33 | 0.0001 |
| Calidris alba (skin) | -1.450 | 0.1529 | -9.49 | 0.0005 |

Name = Calidris alba (alcohol) subtracted from:

| Name | Difference of Means | SE of Difference | T-Value | Adjusted P-Value |
|----------------------|------------------------|---------------------|---------|---------------------|
| Calidris alba (skin) | 0.04667 | 0.1579 | 0.2956 | 0.9534 |

Grouping Information Using Bonferroni Method and 95.0% Confidence for LoPhIV,IV

| Name | N | Mean | Grouping |
|-------------------------|---|--------|----------|
| Calidris alba | 4 | 2.4725 | A |
| Calidris alba (alcohol) | 3 | 1.6333 | B |
| Calidris alba (skin) | 1 | 1.3700 | B |

Means that do not share a letter are significantly different.

Name = Calidris alba subtracted from:

| Name | Difference of Means | SE of Difference | T-Value | Adjusted P-Value |
|-------------------------|------------------------|---------------------|---------|---------------------|
| Calidris alba (alcohol) | -0.839 | 0.09098 | -9.224 | 0.0008 |
| Calidris alba (skin) | -1.103 | 0.13317 | -8.279 | 0.0013 |

Name = Calidris alba (alcohol) subtracted from:

| Name | Difference of Means | SE of Difference | T-Value | Adjusted P-Value |
|----------------------|------------------------|---------------------|---------|---------------------|
| Calidris alba (skin) | -0.2633 | 0.1375 | -1.915 | 0.3412 |

Grouping Information Using Tukey Method and 95.0% Confidence for LoPhIV,IV

| Name | N | Mean | Grouping |
|-------------------------|---|--------|----------|
| Calidris alba | 4 | 2.4725 | A |
| Calidris alba (alcohol) | 3 | 1.6333 | B |
| Calidris alba (skin) | 1 | 1.3700 | B |

Means that do not share a letter are significantly different.

Name = Calidris alba subtracted from:

| Name | Difference of Means | SE of Difference | T-Value | Adjusted P-Value |
|-------------------------|------------------------|---------------------|---------|---------------------|
| Calidris alba (alcohol) | -0.839 | 0.09098 | -9.224 | 0.0006 |
| Calidris alba (skin) | -1.103 | 0.13317 | -8.279 | 0.0010 |

Name = Calidris alba (alcohol) subtracted from:

| Name | Difference of Means | SE of Difference | T-Value | Adjusted P-Value |
|----------------------|------------------------|---------------------|---------|---------------------|
| Calidris alba (skin) | -0.2633 | 0.1375 | -1.915 | 0.2289 |

Grouping Information Using Bonferroni Method and 95.0% Confidence for Lotmt

| Name | N | Mean | Grouping |
|-------------------------|---|---------|----------|
| Calidris alba (skin) | 1 | 26.0600 | A |
| Calidris alba | 4 | 26.0250 | A |
| Calidris alba (alcohol) | 3 | 25.1133 | A |

Means that do not share a letter are significantly different.

Name = Calidris alba subtracted from:

| Name | Difference of Means | SE of Difference | T-Value | Adjusted P-Value |
|-------------------------|------------------------|---------------------|---------|---------------------|
| Calidris alba (alcohol) | -0.9117 | 0.9418 | -0.9680 | 1.000 |
| Calidris alba (skin) | 0.0350 | 1.3787 | 0.0254 | 1.000 |

Name = Calidris alba (alcohol) subtracted from:

| Name | Difference of Means | SE of Difference | T-Value | Adjusted P-Value |
|----------------------|------------------------|---------------------|---------|---------------------|
| Calidris alba (skin) | 0.9467 | 1.424 | 0.6648 | 1.000 |

Grouping Information Using Tukey Method and 95.0% Confidence for Lotmt

| Name | N | Mean | Grouping |
|-------------------------|---|---------|----------|
| Calidris alba (skin) | 1 | 26.0600 | A |
| Calidris alba | 4 | 26.0250 | A |
| Calidris alba (alcohol) | 3 | 25.1133 | A |

Means that do not share a letter are significantly different.

Name = Calidris alba subtracted from:

| Name | Difference of Means | SE of Difference | T-Value | Adjusted P-Value |
|-------------------------|------------------------|---------------------|---------|---------------------|
| Calidris alba (alcohol) | -0.9117 | 0.9418 | -0.9680 | 0.6259 |
| Calidris alba (skin) | 0.0350 | 1.3787 | 0.0254 | 0.9996 |

Name = Calidris alba (alcohol) subtracted from:

| Name | Difference of Means | SE of Difference | T-Value | Adjusted P-Value |
|----------------------|------------------------|---------------------|---------|---------------------|
| Calidris alba (skin) | 0.9467 | 1.424 | 0.6648 | 0.7927 |

Grouping Information Using Bonferroni Method and 95.0% Confidence for
Wotmt@prox

| Name | N | Mean | Grouping |
|-------------------------|---|--------|----------|
| Calidris alba (alcohol) | 3 | 3.8233 | A |
| Calidris alba | 4 | 3.7675 | A |
| Calidris alba (skin) | 1 | 3.6000 | A |

Means that do not share a letter are significantly different.

Name = Calidris alba subtracted from:

| Name | Difference of Means | SE of Difference | T-Value | Adjusted P-Value |
|-------------------------|------------------------|---------------------|---------|---------------------|
| Calidris alba (alcohol) | 0.0558 | 0.1949 | 0.2864 | 1.000 |
| Calidris alba (skin) | -0.1675 | 0.2854 | -0.5870 | 1.000 |

Name = Calidris alba (alcohol) subtracted from:

| Name | Difference of Means | SE of Difference | T-Value | Adjusted P-Value |
|----------------------|------------------------|---------------------|---------|---------------------|
| Calidris alba (skin) | -0.2233 | 0.2947 | -0.7578 | 1.000 |

Grouping Information Using Tukey Method and 95.0% Confidence for Wotmt@prox

| Name | N | Mean | Grouping |
|-------------------------|---|--------|----------|
| Calidris alba (alcohol) | 3 | 3.8233 | A |
| Calidris alba | 4 | 3.7675 | A |
| Calidris alba (skin) | 1 | 3.6000 | A |

Means that do not share a letter are significantly different.

Name = Calidris alba subtracted from:

| Name | Difference of Means | SE of Difference | T-Value | Adjusted P-Value |
|-------------------------|---------------------|------------------|---------|------------------|
| Calidris alba (alcohol) | 0.0558 | 0.1949 | 0.2864 | 0.9562 |
| Calidris alba (skin) | -0.1675 | 0.2854 | -0.5870 | 0.8328 |

Name = Calidris alba (alcohol) subtracted from:

| Name | Difference of Means | SE of Difference | T-Value | Adjusted P-Value |
|----------------------|---------------------|------------------|---------|------------------|
| Calidris alba (skin) | -0.2233 | 0.2947 | -0.7578 | 0.7426 |

Grouping Information Using Bonferroni Method and 95.0% Confidence for Wotmt@cond

| Name | N | Mean | Grouping |
|-------------------------|---|--------|----------|
| Calidris alba (skin) | 1 | 4.2300 | A |
| Calidris alba (alcohol) | 3 | 3.9733 | A |
| Calidris alba | 4 | 3.6100 | A |

Means that do not share a letter are significantly different.

Name = Calidris alba subtracted from:

| Name | Difference of Means | SE of Difference | T-Value | Adjusted P-Value |
|-------------------------|---------------------|------------------|---------|------------------|
| Calidris alba (alcohol) | 0.3633 | 0.1895 | 1.918 | 0.3398 |
| Calidris alba (skin) | 0.6200 | 0.2773 | 2.236 | 0.2269 |

Name = Calidris alba (alcohol) subtracted from:

| Name | Difference of Means | SE of Difference | T-Value | Adjusted P-Value |
|----------------------|---------------------|------------------|---------|------------------|
| Calidris alba (skin) | 0.2567 | 0.2864 | 0.8961 | 1.000 |

Grouping Information Using Tukey Method and 95.0% Confidence for Wotmt@cond

| Name | N | Mean | Grouping |
|-------------------------|---|--------|----------|
| Calidris alba (skin) | 1 | 4.2300 | A |
| Calidris alba (alcohol) | 3 | 3.9733 | A |
| Calidris alba | 4 | 3.6100 | A |

Means that do not share a letter are significantly different.

Name = Calidris alba subtracted from:

| Difference | SE of | Adjusted |
|------------|-------|----------|
|------------|-------|----------|

| Name | of Means | Difference | T-Value | P-Value |
|-------------------------|----------|------------|---------|---------|
| Calidris alba (alcohol) | 0.3633 | 0.1895 | 1.918 | 0.2280 |
| Calidris alba (skin) | 0.6200 | 0.2773 | 2.236 | 0.1575 |

Name = Calidris alba (alcohol) subtracted from:

| Name | Difference of Means | SE of Difference | T-Value | Adjusted P-Value |
|----------------------|---------------------|------------------|---------|------------------|
| Calidris alba (skin) | 0.2567 | 0.2864 | 0.8961 | 0.6658 |

General Linear Model: LoDII, LoDIII, ... versus Name

| Factor | Type | Levels | Values |
|--------|-------|--------|--|
| Name | fixed | 2 | Cepphus columba, Chepphus columba (skin) |

Analysis of Variance for LoDII, using Adjusted SS for Tests

| Source | DF | Seq SS | Adj SS | Adj MS | F | P |
|--------|----|--------|--------|--------|-------|-------|
| Name | 1 | 53.694 | 53.694 | 53.694 | 38.02 | 0.009 |
| Error | 3 | 4.236 | 4.236 | 1.412 | | |
| Total | 4 | 57.930 | | | | |

S = 1.18831 R-Sq = 92.69% R-Sq(adj) = 90.25%

Unusual Observations for LoDII

| Obs | LoDII | Fit | SE Fit | Residual | St Resid |
|-----|---------|---------|--------|----------|----------|
| 5 | 35.7700 | 35.7700 | 1.1883 | 0.0000 | * X |

X denotes an observation whose X value gives it large leverage.

Analysis of Variance for LoDIII, using Adjusted SS for Tests

| Source | DF | Seq SS | Adj SS | Adj MS | F | P |
|--------|----|--------|--------|--------|--------|-------|
| Name | 1 | 63.475 | 63.475 | 63.475 | 100.21 | 0.002 |
| Error | 3 | 1.900 | 1.900 | 0.633 | | |
| Total | 4 | 65.375 | | | | |

S = 0.795880 R-Sq = 97.09% R-Sq(adj) = 96.12%

Unusual Observations for LoDIII

| Obs | LoDIII | Fit | SE Fit | Residual | St Resid |
|-----|---------|---------|--------|----------|----------|
| 5 | 46.6200 | 46.6200 | 0.7959 | 0.0000 | * X |

X denotes an observation whose X value gives it large leverage.

Analysis of Variance for LoDIV, using Adjusted SS for Tests

| Source | DF | Seq SS | Adj SS | Adj MS | F | P |
|--------|----|--------|--------|--------|-------|-------|
| Name | 1 | 14.999 | 14.999 | 14.999 | 14.68 | 0.031 |
| Error | 3 | 3.064 | 3.064 | 1.021 | | |

Total 4 18.064

S = 1.01068 R-Sq = 83.04% R-Sq(adj) = 77.38%

Unusual Observations for LoDIV

| Obs | LoDIV | Fit | SE Fit | Residual | St Resid |
|-----|---------|---------|--------|----------|----------|
| 5 | 42.7400 | 42.7400 | 1.0107 | 0.0000 | * X |

X denotes an observation whose X value gives it large leverage.

Analysis of Variance for W@Pjoint II, using Adjusted SS for Tests

| Source | DF | Seq SS | Adj SS | Adj MS | F | P |
|--------|----|---------|---------|---------|-------|-------|
| Name | 1 | 0.47125 | 0.47125 | 0.47125 | 15.87 | 0.028 |
| Error | 3 | 0.08908 | 0.08908 | 0.02969 | | |
| Total | 4 | 0.56032 | | | | |

S = 0.172313 R-Sq = 84.10% R-Sq(adj) = 78.80%

Unusual Observations for W@Pjoint II

| Obs | W@Pjoint II | Fit | SE Fit | Residual | St Resid |
|-----|-------------|---------|---------|----------|----------|
| 5 | 3.10000 | 3.10000 | 0.17231 | 0.00000 | * X |

X denotes an observation whose X value gives it large leverage.

Analysis of Variance for W@Pjoint III, using Adjusted SS for Tests

| Source | DF | Seq SS | Adj SS | Adj MS | F | P |
|--------|----|---------|---------|---------|--------|-------|
| Name | 1 | 0.84050 | 0.84050 | 0.84050 | 201.72 | 0.001 |
| Error | 3 | 0.01250 | 0.01250 | 0.00417 | | |
| Total | 4 | 0.85300 | | | | |

S = 0.0645497 R-Sq = 98.53% R-Sq(adj) = 98.05%

Unusual Observations for W@Pjoint III

| Obs | W@Pjoint III | Fit | SE Fit | Residual | St Resid |
|-----|--------------|---------|---------|----------|----------|
| 5 | 3.65000 | 3.65000 | 0.06455 | -0.00000 | * X |

X denotes an observation whose X value gives it large leverage.

Analysis of Variance for W@Pjoint IV, using Adjusted SS for Tests

| Source | DF | Seq SS | Adj SS | Adj MS | F | P |
|--------|----|---------|---------|---------|------|-------|
| Name | 1 | 0.10658 | 0.10658 | 0.10658 | 2.91 | 0.187 |
| Error | 3 | 0.10990 | 0.10990 | 0.03663 | | |
| Total | 4 | 0.21648 | | | | |

S = 0.191398 R-Sq = 49.23% R-Sq(adj) = 32.31%

Unusual Observations for W@Pjoint IV

| Obs | W@Pjoint IV | Fit | SE Fit | Residual | St Resid |
|-----|-------------|---------|---------|----------|----------|
| 5 | 2.70000 | 2.70000 | 0.19140 | 0.00000 | * X |

X denotes an observation whose X value gives it large leverage.

Analysis of Variance for W@2joint III, using Adjusted SS for Tests

| Source | DF | Seq SS | Adj SS | Adj MS | F | P |
|--------|----|---------|---------|---------|-------|-------|
| Name | 1 | 0.91592 | 0.91592 | 0.91592 | 56.54 | 0.005 |
| Error | 3 | 0.04860 | 0.04860 | 0.01620 | | |
| Total | 4 | 0.96452 | | | | |

S = 0.127279 R-Sq = 94.96% R-Sq(adj) = 93.28%

Unusual Observations for W@2joint III

| Obs | W@2joint III | Fit | SE Fit | Residual | St Resid |
|-----|--------------|---------|---------|----------|----------|
| 5 | 3.42000 | 3.42000 | 0.12728 | 0.00000 | * X |

X denotes an observation whose X value gives it large leverage.

Analysis of Variance for W@2joint IV, using Adjusted SS for Tests

| Source | DF | Seq SS | Adj SS | Adj MS | F | P |
|--------|----|---------|---------|---------|------|-------|
| Name | 1 | 0.35113 | 0.35113 | 0.35113 | 9.01 | 0.058 |
| Error | 3 | 0.11688 | 0.11688 | 0.03896 | | |
| Total | 4 | 0.46800 | | | | |

S = 0.197379 R-Sq = 75.03% R-Sq(adj) = 66.70%

Unusual Observations for W@2joint IV

| Obs | W@2joint IV | Fit | SE Fit | Residual | St Resid |
|-----|-------------|---------|---------|----------|----------|
| 5 | 2.64000 | 2.64000 | 0.19738 | 0.00000 | * X |

X denotes an observation whose X value gives it large leverage.

Analysis of Variance for W@3joint IV, using Adjusted SS for Tests

| Source | DF | Seq SS | Adj SS | Adj MS | F | P |
|--------|----|---------|---------|---------|--------|-------|
| Name | 1 | 0.60552 | 0.60552 | 0.60552 | 119.51 | 0.002 |
| Error | 3 | 0.01520 | 0.01520 | 0.00507 | | |
| Total | 4 | 0.62072 | | | | |

S = 0.0711805 R-Sq = 97.55% R-Sq(adj) = 96.73%

Unusual Observations for W@3joint IV

| Obs | W@3joint IV | Fit | SE Fit | Residual | St Resid |
|-----|-------------|---------|---------|----------|----------|
| 5 | 2.53000 | 2.53000 | 0.07118 | 0.00000 | * X |

X denotes an observation whose X value gives it large leverage.

Analysis of Variance for LoPhI,II, using Adjusted SS for Tests

| Source | DF | Seq SS | Adj SS | Adj MS | F | P |
|--------|----|--------|--------|--------|-------|-------|
| Name | 1 | 6.0170 | 6.0170 | 6.0170 | 19.04 | 0.022 |
| Error | 3 | 0.9481 | 0.9481 | 0.3160 | | |
| Total | 4 | 6.9651 | | | | |

S = 0.562161 R-Sq = 86.39% R-Sq(adj) = 81.85%

Unusual Observations for LoPhI,II

| Obs | LoPhI,II | Fit | SE Fit | Residual | St Resid |
|-----|----------|---------|--------|----------|----------|
| 5 | 17.7800 | 17.7800 | 0.5622 | 0.0000 | * X |

X denotes an observation whose X value gives it large leverage.

Analysis of Variance for LoPhII,II, using Adjusted SS for Tests

| Source | DF | Seq SS | Adj SS | Adj MS | F | P |
|--------|----|--------|--------|--------|------|-------|
| Name | 1 | 0.2509 | 0.2509 | 0.2509 | 0.82 | 0.432 |
| Error | 3 | 0.9162 | 0.9162 | 0.3054 | | |
| Total | 4 | 1.1671 | | | | |

S = 0.552630 R-Sq = 21.50% R-Sq(adj) = 0.00%

Unusual Observations for LoPhII,II

| Obs | LoPhII,II | Fit | SE Fit | Residual | St Resid |
|-----|-----------|---------|--------|----------|----------|
| 5 | 12.6100 | 12.6100 | 0.5526 | -0.0000 | * X |

X denotes an observation whose X value gives it large leverage.

Analysis of Variance for LoPhI,III, using Adjusted SS for Tests

| Source | DF | Seq SS | Adj SS | Adj MS | F | P |
|--------|----|--------|--------|--------|------|-------|
| Name | 1 | 1.8727 | 1.8727 | 1.8727 | 7.81 | 0.068 |
| Error | 3 | 0.7192 | 0.7192 | 0.2397 | | |
| Total | 4 | 2.5919 | | | | |

S = 0.489626 R-Sq = 72.25% R-Sq(adj) = 63.00%

Unusual Observations for LoPhI,III

St

| Obs | LoPhI,III | Fit | SE Fit | Residual | Resid |
|-----|-----------|---------|--------|----------|-------|
| 5 | 14.8000 | 14.8000 | 0.4896 | -0.0000 | * X |

X denotes an observation whose X value gives it large leverage.

Analysis of Variance for LoPhII,III, using Adjusted SS for Tests

| Source | DF | Seq SS | Adj SS | Adj MS | F | P |
|--------|----|--------|--------|--------|-------|-------|
| Name | 1 | 2.6938 | 2.6938 | 2.6938 | 55.62 | 0.005 |
| Error | 3 | 0.1453 | 0.1453 | 0.0484 | | |
| Total | 4 | 2.8391 | | | | |

S = 0.220076 R-Sq = 94.88% R-Sq(adj) = 93.18%

Unusual Observations for LoPhII,III

| Obs | LoPhII,III | Fit | SE Fit | Residual | Resid | St |
|-----|------------|---------|--------|----------|-------|----|
| 5 | 10.2500 | 10.2500 | 0.2201 | 0.0000 | * X | |

X denotes an observation whose X value gives it large leverage.

Analysis of Variance for LoPhIII,III, using Adjusted SS for Tests

| Source | DF | Seq SS | Adj SS | Adj MS | F | P |
|--------|----|--------|--------|--------|-------|-------|
| Name | 1 | 11.582 | 11.582 | 11.582 | 45.36 | 0.007 |
| Error | 3 | 0.766 | 0.766 | 0.255 | | |
| Total | 4 | 12.349 | | | | |

S = 0.505338 R-Sq = 93.80% R-Sq(adj) = 91.73%

Unusual Observations for LoPhIII,III

| Obs | LoPhIII,III | Fit | SE Fit | Residual | Resid | St |
|-----|-------------|---------|--------|----------|-------|----|
| 5 | 14.6900 | 14.6900 | 0.5053 | 0.0000 | * X | |

X denotes an observation whose X value gives it large leverage.

Analysis of Variance for LoPhI,IV, using Adjusted SS for Tests

| Source | DF | Seq SS | Adj SS | Adj MS | F | P |
|--------|----|--------|--------|--------|--------|-------|
| Name | 1 | 11.086 | 11.086 | 11.086 | 112.55 | 0.002 |
| Error | 3 | 0.295 | 0.295 | 0.098 | | |
| Total | 4 | 11.381 | | | | |

S = 0.313834 R-Sq = 97.40% R-Sq(adj) = 96.54%

Unusual Observations for LoPhI,IV

| Obs | LoPhI,IV | Fit | SE Fit | Residual | Resid | St |
|-----|----------|--------|--------|----------|-------|----|
| 5 | 9.2000 | 9.2000 | 0.3138 | 0.0000 | * X | |

X denotes an observation whose X value gives it large leverage.

Analysis of Variance for LoPhII,IV, using Adjusted SS for Tests

| Source | DF | Seq SS | Adj SS | Adj MS | F | P |
|--------|----|---------|---------|---------|------|-------|
| Name | 1 | 0.17112 | 0.17112 | 0.17112 | 7.01 | 0.077 |
| Error | 3 | 0.07327 | 0.07327 | 0.02442 | | |
| Total | 4 | 0.24440 | | | | |

S = 0.156285 R-Sq = 70.02% R-Sq(adj) = 60.02%

Unusual Observations for LoPhII,IV

| Obs | LoPhII,IV | Fit | SE Fit | Residual | St Resid |
|-----|-----------|---------|---------|----------|----------|
| 5 | 9.62000 | 9.62000 | 0.15628 | 0.00000 | * X |

X denotes an observation whose X value gives it large leverage.

Analysis of Variance for LoPhIII,IV, using Adjusted SS for Tests

| Source | DF | Seq SS | Adj SS | Adj MS | F | P |
|--------|----|--------|--------|--------|------|-------|
| Name | 1 | 0.0151 | 0.0151 | 0.0151 | 0.10 | 0.771 |
| Error | 3 | 0.4485 | 0.4485 | 0.1495 | | |
| Total | 4 | 0.4636 | | | | |

S = 0.386642 R-Sq = 3.26% R-Sq(adj) = 0.00%

Unusual Observations for LoPhIII,IV

| Obs | LoPhIII,IV | Fit | SE Fit | Residual | St Resid |
|-----|------------|---------|---------|----------|----------|
| 5 | 8.75000 | 8.75000 | 0.38664 | 0.00000 | * X |

X denotes an observation whose X value gives it large leverage.

Analysis of Variance for LoPhIV,IV, using Adjusted SS for Tests

| Source | DF | Seq SS | Adj SS | Adj MS | F | P |
|--------|----|--------|--------|--------|------|-------|
| Name | 1 | 0.7106 | 0.7106 | 0.7106 | 0.97 | 0.397 |
| Error | 3 | 2.1895 | 2.1895 | 0.7298 | | |
| Total | 4 | 2.9001 | | | | |

S = 0.854298 R-Sq = 24.50% R-Sq(adj) = 0.00%

Unusual Observations for LoPhIV,IV

| Obs | LoPhIV,IV | Fit | SE Fit | Residual | St Resid |
|-----|-----------|---------|--------|----------|----------|
| 5 | 10.3200 | 10.3200 | 0.8543 | 0.0000 | * X |

X denotes an observation whose X value gives it large leverage.

Analysis of Variance for Foot Length, using Adjusted SS for Tests

| Source | DF | Seq SS | Adj SS | Adj MS | F | P |
|--------|----|--------|--------|--------|------|-------|
| Name | 1 | 0.3200 | 0.3200 | 0.3200 | 0.40 | 0.571 |
| Error | 3 | 2.3875 | 2.3875 | 0.7958 | | |
| Total | 4 | 2.7075 | | | | |

S = 0.892090 R-Sq = 11.82% R-Sq(adj) = 0.00%

Unusual Observations for Foot Length

| Obs | Foot Length | Fit | SE Fit | Residual | St Resid |
|-----|-------------|---------|--------|----------|----------|
| 5 | 46.2500 | 46.2500 | 0.8921 | 0.0000 | * X |

X denotes an observation whose X value gives it large leverage.

Analysis of Variance for Lotmt, using Adjusted SS for Tests

| Source | DF | Seq SS | Adj SS | Adj MS | F | P |
|--------|----|--------|--------|--------|--------|-------|
| Name | 1 | 84.543 | 84.543 | 84.543 | 299.58 | 0.000 |
| Error | 3 | 0.847 | 0.847 | 0.282 | | |
| Total | 4 | 85.389 | | | | |

S = 0.531225 R-Sq = 99.01% R-Sq(adj) = 98.68%

Unusual Observations for Lotmt

| Obs | Lotmt | Fit | SE Fit | Residual | St Resid |
|-----|---------|---------|--------|----------|----------|
| 5 | 45.1000 | 45.1000 | 0.5312 | 0.0000 | * X |

X denotes an observation whose X value gives it large leverage.

Analysis of Variance for Wotmt@prox, using Adjusted SS for Tests

| Source | DF | Seq SS | Adj SS | Adj MS | F | P |
|--------|----|---------|---------|---------|-------|-------|
| Name | 1 | 0.45602 | 0.45602 | 0.45602 | 21.82 | 0.019 |
| Error | 3 | 0.06270 | 0.06270 | 0.02090 | | |
| Total | 4 | 0.51872 | | | | |

S = 0.144568 R-Sq = 87.91% R-Sq(adj) = 83.88%

Unusual Observations for Wotmt@prox

| Obs | Wotmt@prox | Fit | SE Fit | Residual | St Resid |
|-----|------------|---------|---------|----------|----------|
| 5 | 7.96000 | 7.96000 | 0.14457 | -0.00000 | * X |

X denotes an observation whose X value gives it large leverage.

Analysis of Variance for Wotmt@cond, using Adjusted SS for Tests

| Source | DF | Seq SS | Adj SS | Adj MS | F | P |
|--------|----|--------|--------|--------|---|---|
|--------|----|--------|--------|--------|---|---|

| | | | | | | |
|-------|---|--------|--------|--------|------|-------|
| Name | 1 | 0.4176 | 0.4176 | 0.4176 | 3.29 | 0.168 |
| Error | 3 | 0.3813 | 0.3813 | 0.1271 | | |
| Total | 4 | 0.7989 | | | | |

S = 0.356499 R-Sq = 52.27% R-Sq(adj) = 36.37%

Unusual Observations for Wotmt@cond

| Obs | Wotmt@cond | Fit | SE Fit | Residual | St Resid |
|-----|------------|---------|---------|----------|----------|
| 5 | 7.44000 | 7.44000 | 0.35650 | 0.00000 | * X |

X denotes an observation whose X value gives it large leverage.

Grouping Information Using Bonferroni Method and 95.0% Confidence for LoDII

| Name | N | Mean | Grouping |
|-------------------------|---|--------|----------|
| Chepphus columba (skin) | 1 | 35.770 | A |
| Cepphus columba | 4 | 27.578 | B |

Means that do not share a letter are significantly different.

Name = Cepphus columba subtracted from:

| Name | Difference of Means | SE of Difference | T-Value | Adjusted P-Value |
|-------------------------|---------------------|------------------|---------|------------------|
| Chepphus columba (skin) | 8.193 | 1.329 | 6.166 | 0.0086 |

Grouping Information Using Tukey Method and 95.0% Confidence for LoDII

| Name | N | Mean | Grouping |
|-------------------------|---|--------|----------|
| Chepphus columba (skin) | 1 | 35.770 | A |
| Cepphus columba | 4 | 27.578 | B |

Means that do not share a letter are significantly different.

Name = Cepphus columba subtracted from:

| Name | Difference of Means | SE of Difference | T-Value | Adjusted P-Value |
|-------------------------|---------------------|------------------|---------|------------------|
| Chepphus columba (skin) | 8.193 | 1.329 | 6.166 | 0.0086 |

Grouping Information Using Bonferroni Method and 95.0% Confidence for LoDIII

| Name | N | Mean | Grouping |
|-------------------------|---|--------|----------|
| Chepphus columba (skin) | 1 | 46.620 | A |
| Cepphus columba | 4 | 37.712 | B |

Means that do not share a letter are significantly different.

Name = Cepphus columba subtracted from:

| Name | Difference of Means | SE of Difference | T-Value | Adjusted P-Value |
|-------------------------|---------------------|------------------|---------|------------------|
| Chepphus columba (skin) | 8.907 | 0.8898 | 10.01 | 0.0021 |

Grouping Information Using Tukey Method and 95.0% Confidence for LoDIII

| Name | N | Mean | Grouping |
|-------------------------|---|--------|----------|
| Chepphus columba (skin) | 1 | 46.620 | A |
| Cepphus columba | 4 | 37.712 | B |

Means that do not share a letter are significantly different.

Name = Cepphus columba subtracted from:

| Name | Difference of Means | SE of Difference | T-Value | Adjusted P-Value |
|-------------------------|---------------------|------------------|---------|------------------|
| Chepphus columba (skin) | 8.907 | 0.8898 | 10.01 | 0.0021 |

Grouping Information Using Bonferroni Method and 95.0% Confidence for LoDIV

| Name | N | Mean | Grouping |
|-------------------------|---|--------|----------|
| Chepphus columba (skin) | 1 | 42.740 | A |
| Cepphus columba | 4 | 38.410 | B |

Means that do not share a letter are significantly different.

Name = Cepphus columba subtracted from:

| Name | Difference of Means | SE of Difference | T-Value | Adjusted P-Value |
|-------------------------|---------------------|------------------|---------|------------------|
| Chepphus columba (skin) | 4.330 | 1.130 | 3.832 | 0.0313 |

Grouping Information Using Tukey Method and 95.0% Confidence for LoDIV

| Name | N | Mean | Grouping |
|-------------------------|---|--------|----------|
| Chepphus columba (skin) | 1 | 42.740 | A |
| Cepphus columba | 4 | 38.410 | B |

Means that do not share a letter are significantly different.

Name = Cepphus columba subtracted from:

| Name | Difference of Means | SE of Difference | T-Value | Adjusted P-Value |
|-------------------------|---------------------|------------------|---------|------------------|
| Chepphus columba (skin) | 4.330 | 1.130 | 3.832 | 0.0313 |

Grouping Information Using Bonferroni Method and 95.0% Confidence for W@Pjoint II

| Name | N | Mean | Grouping |
|-------------------------|---|-------|----------|
| Chepphus columba (skin) | 1 | 3.100 | A |
| Cepphus columba | 4 | 2.333 | B |

Means that do not share a letter are significantly different.

Name = Cepphus columba subtracted from:

| Name | Difference of Means | SE of Difference | T-Value | Adjusted P-Value |
|-------------------------|---------------------|------------------|---------|------------------|
| Chepphus columba (skin) | 0.7675 | 0.1927 | 3.984 | 0.0283 |

Grouping Information Using Tukey Method and 95.0% Confidence for W@Pjoint II

| Name | N | Mean | Grouping |
|------|---|------|----------|
|------|---|------|----------|

| | | | |
|------------------------|---|-------|---|
| Cepphus columba (skin) | 1 | 3.100 | A |
| Cepphus columba | 4 | 2.333 | B |

Means that do not share a letter are significantly different.

Name = Cepphus columba subtracted from:

| Name | Difference of Means | SE of Difference | T-Value | Adjusted P-Value |
|------------------------|---------------------|------------------|---------|------------------|
| Cepphus columba (skin) | 0.7675 | 0.1927 | 3.984 | 0.0283 |

Grouping Information Using Bonferroni Method and 95.0% Confidence for W@Pjoint III

| Name | N | Mean | Grouping |
|------------------------|---|-------|----------|
| Cepphus columba (skin) | 1 | 3.650 | A |
| Cepphus columba | 4 | 2.625 | B |

Means that do not share a letter are significantly different.

Name = Cepphus columba subtracted from:

| Name | Difference of Means | SE of Difference | T-Value | Adjusted P-Value |
|------------------------|---------------------|------------------|---------|------------------|
| Cepphus columba (skin) | 1.025 | 0.07217 | 14.20 | 0.0008 |

Grouping Information Using Tukey Method and 95.0% Confidence for W@Pjoint III

| Name | N | Mean | Grouping |
|------------------------|---|-------|----------|
| Cepphus columba (skin) | 1 | 3.650 | A |
| Cepphus columba | 4 | 2.625 | B |

Means that do not share a letter are significantly different.

Name = Cepphus columba subtracted from:

| Name | Difference of Means | SE of Difference | T-Value | Adjusted P-Value |
|------------------------|---------------------|------------------|---------|------------------|
| Cepphus columba (skin) | 1.025 | 0.07217 | 14.20 | 0.0008 |

Grouping Information Using Bonferroni Method and 95.0% Confidence for W@Pjoint IV

| Name | N | Mean | Grouping |
|------------------------|---|-------|----------|
| Cepphus columba (skin) | 1 | 2.700 | A |
| Cepphus columba | 4 | 2.335 | A |

Means that do not share a letter are significantly different.

Name = Cepphus columba subtracted from:

| Name | Difference of Means | SE of Difference | T-Value | Adjusted P-Value |
|------------------------|---------------------|------------------|---------|------------------|
| Cepphus columba (skin) | 0.3650 | 0.2140 | 1.706 | 0.1866 |

Grouping Information Using Tukey Method and 95.0% Confidence for W@Pjoint IV

| Name | N | Mean | Grouping |
|------------------------|---|-------|----------|
| Cepphus columba (skin) | 1 | 2.700 | A |

Cepphus columba 4 2.335 A

Means that do not share a letter are significantly different.

Name = Cepphus columba subtracted from:

| Name | Difference of Means | SE of Difference | T-Value | Adjusted P-Value |
|------------------------|---------------------|------------------|---------|------------------|
| Cepphus columba (skin) | 0.3650 | 0.2140 | 1.706 | 0.1866 |

Grouping Information Using Bonferroni Method and 95.0% Confidence for W@2joint III

| Name | N | Mean | Grouping |
|------------------------|---|-------|----------|
| Cepphus columba (skin) | 1 | 3.420 | A |
| Cepphus columba | 4 | 2.350 | B |

Means that do not share a letter are significantly different.

Name = Cepphus columba subtracted from:

| Name | Difference of Means | SE of Difference | T-Value | Adjusted P-Value |
|------------------------|---------------------|------------------|---------|------------------|
| Cepphus columba (skin) | 1.070 | 0.1423 | 7.519 | 0.0049 |

Grouping Information Using Tukey Method and 95.0% Confidence for W@2joint III

| Name | N | Mean | Grouping |
|------------------------|---|-------|----------|
| Cepphus columba (skin) | 1 | 3.420 | A |
| Cepphus columba | 4 | 2.350 | B |

Means that do not share a letter are significantly different.

Name = Cepphus columba subtracted from:

| Name | Difference of Means | SE of Difference | T-Value | Adjusted P-Value |
|------------------------|---------------------|------------------|---------|------------------|
| Cepphus columba (skin) | 1.070 | 0.1423 | 7.519 | 0.0049 |

Grouping Information Using Bonferroni Method and 95.0% Confidence for W@2joint IV

| Name | N | Mean | Grouping |
|------------------------|---|-------|----------|
| Cepphus columba (skin) | 1 | 2.640 | A |
| Cepphus columba | 4 | 1.977 | A |

Means that do not share a letter are significantly different.

Name = Cepphus columba subtracted from:

| Name | Difference of Means | SE of Difference | T-Value | Adjusted P-Value |
|------------------------|---------------------|------------------|---------|------------------|
| Cepphus columba (skin) | 0.6625 | 0.2207 | 3.002 | 0.0576 |

Grouping Information Using Tukey Method and 95.0% Confidence for W@2joint IV

| Name | N | Mean | Grouping |
|------------------------|---|-------|----------|
| Cepphus columba (skin) | 1 | 2.640 | A |
| Cepphus columba | 4 | 1.977 | A |

Means that do not share a letter are significantly different.

Name = Cepphus columba subtracted from:

| Name | Difference of Means | SE of Difference | T-Value | Adjusted P-Value |
|-------------------------|------------------------|---------------------|---------|---------------------|
| Chepphus columba (skin) | 0.6625 | 0.2207 | 3.002 | 0.0576 |

Grouping Information Using Bonferroni Method and 95.0% Confidence for W@3joint
IV

| Name | N | Mean | Grouping |
|-------------------------|---|-------|----------|
| Chepphus columba (skin) | 1 | 2.530 | A |
| Cepphus columba | 4 | 1.660 | B |

Means that do not share a letter are significantly different.

Name = Cepphus columba subtracted from:

| Name | Difference of Means | SE of Difference | T-Value | Adjusted P-Value |
|-------------------------|------------------------|---------------------|---------|---------------------|
| Chepphus columba (skin) | 0.8700 | 0.07958 | 10.93 | 0.0016 |

Grouping Information Using Tukey Method and 95.0% Confidence for W@3joint IV

| Name | N | Mean | Grouping |
|-------------------------|---|-------|----------|
| Chepphus columba (skin) | 1 | 2.530 | A |
| Cepphus columba | 4 | 1.660 | B |

Means that do not share a letter are significantly different.

Name = Cepphus columba subtracted from:

| Name | Difference of Means | SE of Difference | T-Value | Adjusted P-Value |
|-------------------------|------------------------|---------------------|---------|---------------------|
| Chepphus columba (skin) | 0.8700 | 0.07958 | 10.93 | 0.0016 |

Grouping Information Using Bonferroni Method and 95.0% Confidence for LoPhI,II

| Name | N | Mean | Grouping |
|-------------------------|---|--------|----------|
| Chepphus columba (skin) | 1 | 17.780 | A |
| Cepphus columba | 4 | 15.038 | B |

Means that do not share a letter are significantly different.

Name = Cepphus columba subtracted from:

| Name | Difference of Means | SE of Difference | T-Value | Adjusted P-Value |
|-------------------------|------------------------|---------------------|---------|---------------------|
| Chepphus columba (skin) | 2.743 | 0.6285 | 4.363 | 0.0223 |

Grouping Information Using Tukey Method and 95.0% Confidence for LoPhI,II

| Name | N | Mean | Grouping |
|-------------------------|---|--------|----------|
| Chepphus columba (skin) | 1 | 17.780 | A |
| Cepphus columba | 4 | 15.038 | B |

Means that do not share a letter are significantly different.

Name = Cepphus columba subtracted from:

| Name | Difference of Means | SE of Difference | T-Value | Adjusted P-Value |
|------------------------|------------------------|---------------------|---------|---------------------|
| Cepphus columba (skin) | 2.743 | 0.6285 | 4.363 | 0.0223 |

Grouping Information Using Bonferroni Method and 95.0% Confidence for LoPhII,II

| Name | N | Mean | Grouping |
|------------------------|---|--------|----------|
| Cepphus columba | 4 | 13.170 | A |
| Cepphus columba (skin) | 1 | 12.610 | A |

Means that do not share a letter are significantly different.

Name = Cepphus columba subtracted from:

| Name | Difference of Means | SE of Difference | T-Value | Adjusted P-Value |
|------------------------|------------------------|---------------------|---------|---------------------|
| Cepphus columba (skin) | -0.5600 | 0.6179 | -0.9064 | 0.4316 |

Grouping Information Using Tukey Method and 95.0% Confidence for LoPhII,II

| Name | N | Mean | Grouping |
|------------------------|---|--------|----------|
| Cepphus columba | 4 | 13.170 | A |
| Cepphus columba (skin) | 1 | 12.610 | A |

Means that do not share a letter are significantly different.

Name = Cepphus columba subtracted from:

| Name | Difference of Means | SE of Difference | T-Value | Adjusted P-Value |
|------------------------|------------------------|---------------------|---------|---------------------|
| Cepphus columba (skin) | -0.5600 | 0.6179 | -0.9064 | 0.4316 |

Grouping Information Using Bonferroni Method and 95.0% Confidence for LoPhI,III

| Name | N | Mean | Grouping |
|------------------------|---|--------|----------|
| Cepphus columba | 4 | 16.330 | A |
| Cepphus columba (skin) | 1 | 14.800 | A |

Means that do not share a letter are significantly different.

Name = Cepphus columba subtracted from:

| Name | Difference of Means | SE of Difference | T-Value | Adjusted P-Value |
|------------------------|------------------------|---------------------|---------|---------------------|
| Cepphus columba (skin) | -1.530 | 0.5474 | -2.795 | 0.0681 |

Grouping Information Using Tukey Method and 95.0% Confidence for LoPhI,III

| Name | N | Mean | Grouping |
|------------------------|---|--------|----------|
| Cepphus columba | 4 | 16.330 | A |
| Cepphus columba (skin) | 1 | 14.800 | A |

Means that do not share a letter are significantly different.

Name = Cepphus columba subtracted from:

| Name | Difference of Means | SE of Difference | T-Value | Adjusted P-Value |
|------------------------|------------------------|---------------------|---------|---------------------|
| Cepphus columba (skin) | -1.530 | 0.5474 | -2.795 | 0.0681 |

Grouping Information Using Bonferroni Method and 95.0% Confidence for LoPhII,III

| Name | N | Mean | Grouping |
|------------------------|---|--------|----------|
| Cepphus columba | 4 | 12.085 | A |
| Cepphus columba (skin) | 1 | 10.250 | B |

Means that do not share a letter are significantly different.

Name = Cepphus columba subtracted from:

| Name | Difference of Means | SE of Difference | T-Value | Adjusted P-Value |
|------------------------|------------------------|---------------------|---------|---------------------|
| Cepphus columba (skin) | -1.835 | 0.2461 | -7.458 | 0.0050 |

Grouping Information Using Tukey Method and 95.0% Confidence for LoPhII,III

| Name | N | Mean | Grouping |
|------------------------|---|--------|----------|
| Cepphus columba | 4 | 12.085 | A |
| Cepphus columba (skin) | 1 | 10.250 | B |

Means that do not share a letter are significantly different.

Name = Cepphus columba subtracted from:

| Name | Difference of Means | SE of Difference | T-Value | Adjusted P-Value |
|------------------------|------------------------|---------------------|---------|---------------------|
| Cepphus columba (skin) | -1.835 | 0.2461 | -7.458 | 0.0050 |

Grouping Information Using Bonferroni Method and 95.0% Confidence for LoPhIII,III

| Name | N | Mean | Grouping |
|------------------------|---|--------|----------|
| Cepphus columba (skin) | 1 | 14.690 | A |
| Cepphus columba | 4 | 10.885 | B |

Means that do not share a letter are significantly different.

Name = Cepphus columba subtracted from:

| Name | Difference of Means | SE of Difference | T-Value | Adjusted P-Value |
|------------------------|------------------------|---------------------|---------|---------------------|
| Cepphus columba (skin) | 3.805 | 0.5650 | 6.735 | 0.0067 |

Grouping Information Using Tukey Method and 95.0% Confidence for LoPhIII,III

| Name | N | Mean | Grouping |
|------------------------|---|--------|----------|
| Cepphus columba (skin) | 1 | 14.690 | A |
| Cepphus columba | 4 | 10.885 | B |

Means that do not share a letter are significantly different.

Name = Cepphus columba subtracted from:

| Difference | SE of | Adjusted |
|------------|-------|----------|
|------------|-------|----------|

| Name | of Means | Difference | T-Value | P-Value |
|------------------------|----------|------------|---------|---------|
| Cepphus columba (skin) | 3.805 | 0.5650 | 6.735 | 0.0067 |

Grouping Information Using Bonferroni Method and 95.0% Confidence for LoPhI,IV

| Name | N | Mean | Grouping |
|------------------------|---|--------|----------|
| Cepphus columba | 4 | 12.922 | A |
| Cepphus columba (skin) | 1 | 9.200 | B |

Means that do not share a letter are significantly different.

Name = Cepphus columba subtracted from:

| Name | Difference of Means | SE of Difference | T-Value | Adjusted P-Value |
|------------------------|---------------------|------------------|---------|------------------|
| Cepphus columba (skin) | -3.723 | 0.3509 | -10.61 | 0.0018 |

Grouping Information Using Tukey Method and 95.0% Confidence for LoPhI,IV

| Name | N | Mean | Grouping |
|------------------------|---|--------|----------|
| Cepphus columba | 4 | 12.922 | A |
| Cepphus columba (skin) | 1 | 9.200 | B |

Means that do not share a letter are significantly different.

Name = Cepphus columba subtracted from:

| Name | Difference of Means | SE of Difference | T-Value | Adjusted P-Value |
|------------------------|---------------------|------------------|---------|------------------|
| Cepphus columba (skin) | -3.723 | 0.3509 | -10.61 | 0.0018 |

Grouping Information Using Bonferroni Method and 95.0% Confidence for LoPhII,IV

| Name | N | Mean | Grouping |
|------------------------|---|-------|----------|
| Cepphus columba (skin) | 1 | 9.620 | A |
| Cepphus columba | 4 | 9.158 | A |

Means that do not share a letter are significantly different.

Name = Cepphus columba subtracted from:

| Name | Difference of Means | SE of Difference | T-Value | Adjusted P-Value |
|------------------------|---------------------|------------------|---------|------------------|
| Cepphus columba (skin) | 0.4625 | 0.1747 | 2.647 | 0.0772 |

Grouping Information Using Tukey Method and 95.0% Confidence for LoPhII,IV

| Name | N | Mean | Grouping |
|------------------------|---|-------|----------|
| Cepphus columba (skin) | 1 | 9.620 | A |
| Cepphus columba | 4 | 9.158 | A |

Means that do not share a letter are significantly different.

Name = Cepphus columba subtracted from:

| Name | Difference of Means | SE of Difference | T-Value | Adjusted P-Value |
|------------------------|---------------------|------------------|---------|------------------|
| Cepphus columba (skin) | 0.4625 | 0.1747 | 2.647 | 0.0772 |

Grouping Information Using Bonferroni Method and 95.0% Confidence for LoPhIII,IV

| Name | N | Mean | Grouping |
|-------------------------|---|-------|----------|
| Cepphus columba | 4 | 8.887 | A |
| Chepphus columba (skin) | 1 | 8.750 | A |

Means that do not share a letter are significantly different.

Name = Cepphus columba subtracted from:

| Name | Difference of Means | SE of Difference | T-Value | Adjusted P-Value |
|-------------------------|---------------------|------------------|---------|------------------|
| Chepphus columba (skin) | -0.1375 | 0.4323 | -0.3181 | 0.7713 |

Grouping Information Using Tukey Method and 95.0% Confidence for LoPhIII,IV

| Name | N | Mean | Grouping |
|-------------------------|---|-------|----------|
| Cepphus columba | 4 | 8.887 | A |
| Chepphus columba (skin) | 1 | 8.750 | A |

Means that do not share a letter are significantly different.

Name = Cepphus columba subtracted from:

| Name | Difference of Means | SE of Difference | T-Value | Adjusted P-Value |
|-------------------------|---------------------|------------------|---------|------------------|
| Chepphus columba (skin) | -0.1375 | 0.4323 | -0.3181 | 0.7713 |

Grouping Information Using Bonferroni Method and 95.0% Confidence for LoPhIV,IV

| Name | N | Mean | Grouping |
|-------------------------|---|--------|----------|
| Chepphus columba (skin) | 1 | 10.320 | A |
| Cepphus columba | 4 | 9.378 | A |

Means that do not share a letter are significantly different.

Name = Cepphus columba subtracted from:

| Name | Difference of Means | SE of Difference | T-Value | Adjusted P-Value |
|-------------------------|---------------------|------------------|---------|------------------|
| Chepphus columba (skin) | 0.9425 | 0.9551 | 0.9868 | 0.3965 |

Grouping Information Using Tukey Method and 95.0% Confidence for LoPhIV,IV

| Name | N | Mean | Grouping |
|-------------------------|---|--------|----------|
| Chepphus columba (skin) | 1 | 10.320 | A |
| Cepphus columba | 4 | 9.378 | A |

Means that do not share a letter are significantly different.

Name = Cepphus columba subtracted from:

| Name | Difference of Means | SE of Difference | T-Value | Adjusted P-Value |
|-------------------------|---------------------|------------------|---------|------------------|
| Chepphus columba (skin) | 0.9425 | 0.9551 | 0.9868 | 0.3965 |

Grouping Information Using Bonferroni Method and 95.0% Confidence for Foot

Length

| Name | N | Mean | Grouping |
|------------------------|---|--------|----------|
| Cepphus columba (skin) | 1 | 46.250 | A |
| Cepphus columba | 4 | 45.618 | A |

Means that do not share a letter are significantly different.

Name = Cepphus columba subtracted from:

| Name | Difference of Means | SE of Difference | T-Value | Adjusted P-Value |
|------------------------|---------------------|------------------|---------|------------------|
| Cepphus columba (skin) | 0.6325 | 0.9974 | 0.6342 | 0.5710 |

Grouping Information Using Tukey Method and 95.0% Confidence for Foot Length

| Name | N | Mean | Grouping |
|------------------------|---|--------|----------|
| Cepphus columba (skin) | 1 | 46.250 | A |
| Cepphus columba | 4 | 45.618 | A |

Means that do not share a letter are significantly different.

Name = Cepphus columba subtracted from:

| Name | Difference of Means | SE of Difference | T-Value | Adjusted P-Value |
|------------------------|---------------------|------------------|---------|------------------|
| Cepphus columba (skin) | 0.6325 | 0.9974 | 0.6342 | 0.5710 |

Grouping Information Using Bonferroni Method and 95.0% Confidence for Lotmt

| Name | N | Mean | Grouping |
|------------------------|---|--------|----------|
| Cepphus columba (skin) | 1 | 45.100 | A |
| Cepphus columba | 4 | 34.820 | B |

Means that do not share a letter are significantly different.

Name = Cepphus columba subtracted from:

| Name | Difference of Means | SE of Difference | T-Value | Adjusted P-Value |
|------------------------|---------------------|------------------|---------|------------------|
| Cepphus columba (skin) | 10.28 | 0.5939 | 17.31 | 0.0004 |

Grouping Information Using Tukey Method and 95.0% Confidence for Lotmt

| Name | N | Mean | Grouping |
|------------------------|---|--------|----------|
| Cepphus columba (skin) | 1 | 45.100 | A |
| Cepphus columba | 4 | 34.820 | B |

Means that do not share a letter are significantly different.

Name = Cepphus columba subtracted from:

| Name | Difference of Means | SE of Difference | T-Value | Adjusted P-Value |
|------------------------|---------------------|------------------|---------|------------------|
| Cepphus columba (skin) | 10.28 | 0.5939 | 17.31 | 0.0004 |

Grouping Information Using Bonferroni Method and 95.0% Confidence for Wotmt@prox

| Name | N | Mean | Grouping |
|-------------------------|---|-------|----------|
| Chepphus columba (skin) | 1 | 7.960 | A |
| Cepphus columba | 4 | 7.205 | B |

Means that do not share a letter are significantly different.

Name = Cepphus columba subtracted from:

| Name | Difference of Means | SE of Difference | T-Value | Adjusted P-Value |
|-------------------------|---------------------|------------------|---------|------------------|
| Chepphus columba (skin) | 0.7550 | 0.1616 | 4.671 | 0.0185 |

Grouping Information Using Tukey Method and 95.0% Confidence for Wotmt@prox

| Name | N | Mean | Grouping |
|-------------------------|---|-------|----------|
| Chepphus columba (skin) | 1 | 7.960 | A |
| Cepphus columba | 4 | 7.205 | B |

Means that do not share a letter are significantly different.

Name = Cepphus columba subtracted from:

| Name | Difference of Means | SE of Difference | T-Value | Adjusted P-Value |
|-------------------------|---------------------|------------------|---------|------------------|
| Chepphus columba (skin) | 0.7550 | 0.1616 | 4.671 | 0.0185 |

Grouping Information Using Bonferroni Method and 95.0% Confidence for Wotmt@cond

| Name | N | Mean | Grouping |
|-------------------------|---|-------|----------|
| Chepphus columba (skin) | 1 | 7.440 | A |
| Cepphus columba | 4 | 6.718 | A |

Means that do not share a letter are significantly different.

Name = Cepphus columba subtracted from:

| Name | Difference of Means | SE of Difference | T-Value | Adjusted P-Value |
|-------------------------|---------------------|------------------|---------|------------------|
| Chepphus columba (skin) | 0.7225 | 0.3986 | 1.813 | 0.1675 |

Grouping Information Using Tukey Method and 95.0% Confidence for Wotmt@cond

| Name | N | Mean | Grouping |
|-------------------------|---|-------|----------|
| Chepphus columba (skin) | 1 | 7.440 | A |
| Cepphus columba | 4 | 6.718 | A |

Means that do not share a letter are significantly different.

Name = Cepphus columba subtracted from:

| Name | Difference of Means | SE of Difference | T-Value | Adjusted P-Value |
|-------------------------|---------------------|------------------|---------|------------------|
| Chepphus columba (skin) | 0.7225 | 0.3986 | 1.813 | 0.1675 |

General Linear Model: LoDI, LoDII, ... versus Name

| Factor | Type | Levels | Values |
|--------|-------|--------|-----------------------------------|
| Name | fixed | 2 | Corvus corax, Corvus corax (skin) |

Analysis of Variance for LoDI, using Adjusted SS for Tests

| Source | DF | Seq SS | Adj SS | Adj MS | F | P |
|--------|----|---------|--------|--------|-------|-------|
| Name | 1 | 8.9378 | 8.9378 | 8.9378 | 21.76 | 0.019 |
| Error | 3 | 1.2321 | 1.2321 | 0.4107 | | |
| Total | 4 | 10.1699 | | | | |

S = 0.640852 R-Sq = 87.89% R-Sq(adj) = 83.85%

Unusual Observations for LoDI

| Obs | LoDI | Fit | SE Fit | Residual | St Resid |
|-----|---------|---------|--------|----------|----------|
| 5 | 28.3300 | 28.3300 | 0.6409 | 0.0000 | * X |

X denotes an observation whose X value gives it large leverage.

Analysis of Variance for LoDII, using Adjusted SS for Tests

| Source | DF | Seq SS | Adj SS | Adj MS | F | P |
|--------|----|--------|--------|--------|------|-------|
| Name | 1 | 0.890 | 0.890 | 0.890 | 0.67 | 0.473 |
| Error | 3 | 3.983 | 3.983 | 1.328 | | |
| Total | 4 | 4.873 | | | | |

S = 1.15220 R-Sq = 18.27% R-Sq(adj) = 0.00%

Unusual Observations for LoDII

| Obs | LoDII | Fit | SE Fit | Residual | St Resid |
|-----|---------|---------|--------|----------|----------|
| 5 | 28.5500 | 28.5500 | 1.1522 | 0.0000 | * X |

X denotes an observation whose X value gives it large leverage.

Analysis of Variance for LoDIII, using Adjusted SS for Tests

| Source | DF | Seq SS | Adj SS | Adj MS | F | P |
|--------|----|--------|--------|--------|------|-------|
| Name | 1 | 0.652 | 0.652 | 0.652 | 0.31 | 0.615 |
| Error | 3 | 6.245 | 6.245 | 2.082 | | |
| Total | 4 | 6.896 | | | | |

S = 1.44276 R-Sq = 9.45% R-Sq(adj) = 0.00%

Unusual Observations for LoDIII

| Obs | LoDIII | Fit | SE Fit | Residual | St Resid |
|-----|---------|---------|--------|----------|----------|
| 5 | 42.5600 | 42.5600 | 1.4428 | 0.0000 | * X |

X denotes an observation whose X value gives it large leverage.

Analysis of Variance for LoDIV, using Adjusted SS for Tests

| Source | DF | Seq SS | Adj SS | Adj MS | F | P |
|--------|----|--------|--------|--------|------|-------|
| Name | 1 | 1.4418 | 1.4418 | 1.4418 | 2.72 | 0.197 |
| Error | 3 | 1.5887 | 1.5887 | 0.5296 | | |
| Total | 4 | 3.0305 | | | | |

S = 0.727708 R-Sq = 47.58% R-Sq(adj) = 30.10%

Unusual Observations for LoDIV

| Obs | LoDIV | Fit | SE Fit | Residual | St Resid |
|-----|---------|---------|--------|----------|----------|
| 5 | 33.1800 | 33.1800 | 0.7277 | 0.0000 | * X |

X denotes an observation whose X value gives it large leverage.

Analysis of Variance for W@Pjoint II, using Adjusted SS for Tests

| Source | DF | Seq SS | Adj SS | Adj MS | F | P |
|--------|----|--------|--------|--------|--------|-------|
| Name | 1 | 5.4392 | 5.4392 | 5.4392 | 205.84 | 0.001 |
| Error | 3 | 0.0793 | 0.0793 | 0.0264 | | |
| Total | 4 | 5.5185 | | | | |

S = 0.162558 R-Sq = 98.56% R-Sq(adj) = 98.08%

Unusual Observations for W@Pjoint II

| Obs | W@Pjoint II | Fit | SE Fit | Residual | St Resid |
|-----|-------------|---------|---------|----------|----------|
| 5 | 6.53000 | 6.53000 | 0.16256 | 0.00000 | * X |

X denotes an observation whose X value gives it large leverage.

Analysis of Variance for W@Pjoint III, using Adjusted SS for Tests

| Source | DF | Seq SS | Adj SS | Adj MS | F | P |
|--------|----|--------|--------|--------|--------|-------|
| Name | 1 | 5.6498 | 5.6498 | 5.6498 | 335.80 | 0.000 |
| Error | 3 | 0.0505 | 0.0505 | 0.0168 | | |
| Total | 4 | 5.7003 | | | | |

S = 0.129711 R-Sq = 99.11% R-Sq(adj) = 98.82%

Unusual Observations for W@Pjoint III

| Obs | W@Pjoint III | Fit | SE Fit | Residual | St Resid |
|-----|--------------|---------|---------|----------|----------|
| 5 | 6.98000 | 6.98000 | 0.12971 | 0.00000 | * X |

X denotes an observation whose X value gives it large leverage.

Analysis of Variance for W@2joint III, using Adjusted SS for Tests

| Source | DF | Seq SS | Adj SS | Adj MS | F | P |
|--------|----|--------|--------|--------|--------|-------|
| Name | 1 | 5.1005 | 5.1005 | 5.1005 | 905.41 | 0.000 |

| | | | | |
|-------|---|--------|--------|--------|
| Error | 3 | 0.0169 | 0.0169 | 0.0056 |
| Total | 4 | 5.1174 | | |

S = 0.0750555 R-Sq = 99.67% R-Sq(adj) = 99.56%

Unusual Observations for W@2joint III

| Obs | W@2joint III | Fit | SE Fit | Residual | St Resid |
|-----|-----------------|---------|---------|----------|-------------|
| 5 | 6.42000 | 6.42000 | 0.07506 | 0.00000 | * X |

X denotes an observation whose X value gives it large leverage.

Analysis of Variance for W@2joint IV, using Adjusted SS for Tests

| Source | DF | Seq SS | Adj SS | Adj MS | F | P |
|--------|----|--------|--------|--------|--------|-------|
| Name | 1 | 6.9149 | 6.9149 | 6.9149 | 340.08 | 0.000 |
| Error | 3 | 0.0610 | 0.0610 | 0.0203 | | |
| Total | 4 | 6.9759 | | | | |

S = 0.142595 R-Sq = 99.13% R-Sq(adj) = 98.83%

Unusual Observations for W@2joint IV

| Obs | W@2joint IV | Fit | SE Fit | Residual | St Resid |
|-----|-------------|---------|---------|----------|-------------|
| 5 | 6.20000 | 6.20000 | 0.14259 | 0.00000 | * X |

X denotes an observation whose X value gives it large leverage.

Analysis of Variance for W@3joint IV, using Adjusted SS for Tests

| Source | DF | Seq SS | Adj SS | Adj MS | F | P |
|--------|----|--------|--------|--------|--------|-------|
| Name | 1 | 7.5031 | 7.5031 | 7.5031 | 510.71 | 0.000 |
| Error | 3 | 0.0441 | 0.0441 | 0.0147 | | |
| Total | 4 | 7.5472 | | | | |

S = 0.121209 R-Sq = 99.42% R-Sq(adj) = 99.22%

Unusual Observations for W@3joint IV

| Obs | W@3joint IV | Fit | SE Fit | Residual | St Resid |
|-----|-------------|---------|---------|----------|-------------|
| 5 | 6.02000 | 6.02000 | 0.12121 | 0.00000 | * X |

X denotes an observation whose X value gives it large leverage.

Analysis of Variance for LoPhI,II, using Adjusted SS for Tests

| Source | DF | Seq SS | Adj SS | Adj MS | F | P |
|--------|----|--------|--------|--------|--------|-------|
| Name | 1 | 76.167 | 76.167 | 76.167 | 327.14 | 0.000 |
| Error | 3 | 0.698 | 0.698 | 0.233 | | |
| Total | 4 | 76.866 | | | | |

S = 0.482519 R-Sq = 99.09% R-Sq(adj) = 98.79%

Unusual Observations for LoPhI,II

| Obs | LoPhI,II | Fit | SE Fit | Residual | St Resid |
|-----|----------|--------|--------|----------|----------|
| 5 | 5.0600 | 5.0600 | 0.4825 | 0.0000 | * X |

X denotes an observation whose X value gives it large leverage.

Analysis of Variance for LoPhII,II, using Adjusted SS for Tests

| Source | DF | Seq SS | Adj SS | Adj MS | F | P |
|--------|----|--------|--------|--------|------|-------|
| Name | 1 | 0.0045 | 0.0045 | 0.0045 | 0.01 | 0.918 |
| Error | 3 | 1.0731 | 1.0731 | 0.3577 | | |
| Total | 4 | 1.0776 | | | | |

S = 0.598080 R-Sq = 0.42% R-Sq(adj) = 0.00%

Unusual Observations for LoPhII,II

| Obs | LoPhII,II | Fit | SE Fit | Residual | St Resid |
|-----|-----------|---------|--------|----------|----------|
| 5 | 16.1300 | 16.1300 | 0.5981 | 0.0000 | * X |

X denotes an observation whose X value gives it large leverage.

Analysis of Variance for LoPhI,III, using Adjusted SS for Tests

| Source | DF | Seq SS | Adj SS | Adj MS | F | P |
|--------|----|--------|--------|--------|--------|-------|
| Name | 1 | 39.060 | 39.060 | 39.060 | 554.11 | 0.000 |
| Error | 3 | 0.211 | 0.211 | 0.070 | | |
| Total | 4 | 39.272 | | | | |

S = 0.265503 R-Sq = 99.46% R-Sq(adj) = 99.28%

Unusual Observations for LoPhI,III

| Obs | LoPhI,III | Fit | SE Fit | Residual | St Resid |
|-----|-----------|--------|--------|----------|----------|
| 5 | 6.9200 | 6.9200 | 0.2655 | -0.0000 | * X |

X denotes an observation whose X value gives it large leverage.

Analysis of Variance for LoPhII,III, using Adjusted SS for Tests

| Source | DF | Seq SS | Adj SS | Adj MS | F | P |
|--------|----|--------|--------|--------|--------|-------|
| Name | 1 | 49.424 | 49.424 | 49.424 | 170.15 | 0.001 |
| Error | 3 | 0.871 | 0.871 | 0.290 | | |
| Total | 4 | 50.295 | | | | |

S = 0.538950 R-Sq = 98.27% R-Sq(adj) = 97.69%

Unusual Observations for LoPhII,III

| Obs | LoPhII,III | Fit | SE Fit | Residual | St Resid |
|-----|------------|--------|--------|----------|----------|
| 5 | 5.7900 | 5.7900 | 0.5389 | -0.0000 | * X |

X denotes an observation whose X value gives it large leverage.

Analysis of Variance for LoPhIII,III, using Adjusted SS for Tests

| Source | DF | Seq SS | Adj SS | Adj MS | F | P |
|--------|----|--------|--------|--------|-------|-------|
| Name | 1 | 12.309 | 12.309 | 12.309 | 91.20 | 0.002 |
| Error | 3 | 0.405 | 0.405 | 0.135 | | |
| Total | 4 | 12.714 | | | | |

S = 0.367367 R-Sq = 96.82% R-Sq(adj) = 95.75%

Unusual Observations for LoPhIII,III

| Obs | LoPhIII,III | Fit | SE Fit | Residual | St Resid |
|-----|-------------|---------|--------|----------|----------|
| 5 | 20.0300 | 20.0300 | 0.3674 | 0.0000 | * X |

X denotes an observation whose X value gives it large leverage.

Analysis of Variance for LoPhII,IV, using Adjusted SS for Tests

| Source | DF | Seq SS | Adj SS | Adj MS | F | P |
|--------|----|---------|---------|---------|------|-------|
| Name | 1 | 0.12012 | 0.12012 | 0.12012 | 1.22 | 0.351 |
| Error | 3 | 0.29648 | 0.29648 | 0.09883 | | |
| Total | 4 | 0.41660 | | | | |

S = 0.314364 R-Sq = 28.83% R-Sq(adj) = 5.11%

Unusual Observations for LoPhII,IV

| Obs | LoPhII,IV | Fit | SE Fit | Residual | St Resid |
|-----|-----------|---------|---------|----------|----------|
| 5 | 8.25000 | 8.25000 | 0.31436 | 0.00000 | * X |

X denotes an observation whose X value gives it large leverage.

Analysis of Variance for LoPhIII,IV, using Adjusted SS for Tests

| Source | DF | Seq SS | Adj SS | Adj MS | F | P |
|--------|----|--------|--------|--------|-------|-------|
| Name | 1 | 4.2228 | 4.2228 | 4.2228 | 23.01 | 0.017 |
| Error | 3 | 0.5505 | 0.5505 | 0.1835 | | |
| Total | 4 | 4.7733 | | | | |

S = 0.428359 R-Sq = 88.47% R-Sq(adj) = 84.62%

Unusual Observations for LoPhIII,IV

| Obs | LoPhIII,IV | Fit | SE Fit | Residual | St Resid |
|-----|------------|---------|---------|----------|----------|
| 5 | 5.97000 | 5.97000 | 0.42836 | -0.00000 | * X |

X denotes an observation whose X value gives it large leverage.

Analysis of Variance for LoPhIV,IV, using Adjusted SS for Tests

| Source | DF | Seq SS | Adj SS | Adj MS | F | P |
|--------|----|--------|--------|--------|-------|-------|
| Name | 1 | 4.6658 | 4.6658 | 4.6658 | 26.43 | 0.014 |
| Error | 3 | 0.5297 | 0.5297 | 0.1766 | | |
| Total | 4 | 5.1955 | | | | |

S = 0.420198 R-Sq = 89.80% R-Sq(adj) = 86.41%

Unusual Observations for LoPhIV,IV

| Obs | LoPhIV,IV | Fit | SE Fit | Residual | St Resid |
|-----|-----------|---------|--------|----------|----------|
| 5 | 12.1200 | 12.1200 | 0.4202 | 0.0000 | * X |

X denotes an observation whose X value gives it large leverage.

Analysis of Variance for Foot Length, using Adjusted SS for Tests

| Source | DF | Seq SS | Adj SS | Adj MS | F | P |
|--------|----|--------|--------|--------|------|-------|
| Name | 1 | 0.000 | 0.000 | 0.000 | 0.00 | 0.986 |
| Error | 3 | 4.391 | 4.391 | 1.464 | | |
| Total | 4 | 4.391 | | | | |

S = 1.20981 R-Sq = 0.01% R-Sq(adj) = 0.00%

Unusual Observations for Foot Length

| Obs | Foot Length | Fit | SE Fit | Residual | St Resid |
|-----|-------------|---------|--------|----------|----------|
| 5 | 48.9000 | 48.9000 | 1.2098 | -0.0000 | * X |

X denotes an observation whose X value gives it large leverage.

Analysis of Variance for Lotmt, using Adjusted SS for Tests

| Source | DF | Seq SS | Adj SS | Adj MS | F | P |
|--------|----|--------|--------|--------|-------|-------|
| Name | 1 | 142.95 | 142.95 | 142.95 | 24.41 | 0.016 |
| Error | 3 | 17.57 | 17.57 | 5.86 | | |
| Total | 4 | 160.52 | | | | |

S = 2.41984 R-Sq = 89.06% R-Sq(adj) = 85.41%

Unusual Observations for Lotmt

| Obs | Lotmt | Fit | SE Fit | Residual | St Resid |
|-----|---------|---------|--------|----------|----------|
| 5 | 81.0000 | 81.0000 | 2.4198 | 0.0000 | * X |

X denotes an observation whose X value gives it large leverage.

Analysis of Variance for Wotmt@prox, using Adjusted SS for Tests

| Source | DF | Seq SS | Adj SS | Adj MS | F | P |
|--------|----|--------|--------|--------|--------|-------|
| Name | 1 | 13.514 | 13.514 | 13.514 | 116.90 | 0.002 |
| Error | 3 | 0.347 | 0.347 | 0.116 | | |
| Total | 4 | 13.860 | | | | |

S = 0.34 R-Sq = 97.50% R-Sq(adj) = 96.66%

Unusual Observations for Wotmt@prox

| Obs | Wotmt@prox | Fit | SE Fit | Residual | St Resid |
|-----|------------|---------|--------|----------|----------|
| 5 | 16.2100 | 16.2100 | 0.3400 | 0.0000 | * X |

X denotes an observation whose X value gives it large leverage.

Analysis of Variance for Wotmt@cond, using Adjusted SS for Tests

| Source | DF | Seq SS | Adj SS | Adj MS | F | P |
|--------|----|--------|--------|--------|--------|-------|
| Name | 1 | 15.913 | 15.913 | 15.913 | 524.61 | 0.000 |
| Error | 3 | 0.091 | 0.091 | 0.030 | | |
| Total | 4 | 16.004 | | | | |

S = 0.174165 R-Sq = 99.43% R-Sq(adj) = 99.24%

Unusual Observations for Wotmt@cond

| Obs | Wotmt@cond | Fit | SE Fit | Residual | St Resid |
|-----|------------|---------|--------|----------|----------|
| 5 | 13.2300 | 13.2300 | 0.1742 | 0.0000 | * X |

X denotes an observation whose X value gives it large leverage.

Grouping Information Using Bonferroni Method and 95.0% Confidence for LoDI

| Name | N | Mean | Grouping |
|---------------------|---|--------|----------|
| Corvus corax (skin) | 1 | 28.330 | A |
| Corvus corax | 4 | 24.988 | B |

Means that do not share a letter are significantly different.

Name = Corvus corax subtracted from:

| Name | Difference of Means | SE of Difference | T-Value | Adjusted P-Value |
|---------------------|---------------------|------------------|---------|------------------|
| Corvus corax (skin) | 3.342 | 0.7165 | 4.665 | 0.0186 |

Grouping Information Using Tukey Method and 95.0% Confidence for LoDI

| Name | N | Mean | Grouping |
|---------------------|---|--------|----------|
| Corvus corax (skin) | 1 | 28.330 | A |

Corvus corax 4 24.988 B

Means that do not share a letter are significantly different.

Name = Corvus corax subtracted from:

| Name | Difference of Means | SE of Difference | T-Value | Adjusted P-Value |
|---------------------|---------------------|------------------|---------|------------------|
| Corvus corax (skin) | 3.342 | 0.7165 | 4.665 | 0.0186 |

Grouping Information Using Bonferroni Method and 95.0% Confidence for LoDII

| Name | N | Mean | Grouping |
|---------------------|---|--------|----------|
| Corvus corax | 4 | 29.605 | A |
| Corvus corax (skin) | 1 | 28.550 | A |

Means that do not share a letter are significantly different.

Name = Corvus corax subtracted from:

| Name | Difference of Means | SE of Difference | T-Value | Adjusted P-Value |
|---------------------|---------------------|------------------|---------|------------------|
| Corvus corax (skin) | -1.055 | 1.288 | -0.8190 | 0.4728 |

Grouping Information Using Tukey Method and 95.0% Confidence for LoDII

| Name | N | Mean | Grouping |
|---------------------|---|--------|----------|
| Corvus corax | 4 | 29.605 | A |
| Corvus corax (skin) | 1 | 28.550 | A |

Means that do not share a letter are significantly different.

Name = Corvus corax subtracted from:

| Name | Difference of Means | SE of Difference | T-Value | Adjusted P-Value |
|---------------------|---------------------|------------------|---------|------------------|
| Corvus corax (skin) | -1.055 | 1.288 | -0.8190 | 0.4728 |

Grouping Information Using Bonferroni Method and 95.0% Confidence for LoDIII

| Name | N | Mean | Grouping |
|---------------------|---|--------|----------|
| Corvus corax (skin) | 1 | 42.560 | A |
| Corvus corax | 4 | 41.657 | A |

Means that do not share a letter are significantly different.

Name = Corvus corax subtracted from:

| Name | Difference of Means | SE of Difference | T-Value | Adjusted P-Value |
|---------------------|---------------------|------------------|---------|------------------|
| Corvus corax (skin) | 0.9025 | 1.613 | 0.5595 | 0.6149 |

Grouping Information Using Tukey Method and 95.0% Confidence for LoDIII

| Name | N | Mean | Grouping |
|---------------------|---|--------|----------|
| Corvus corax (skin) | 1 | 42.560 | A |
| Corvus corax | 4 | 41.657 | A |

Means that do not share a letter are significantly different.

Name = Corvus corax subtracted from:

| Name | Difference of Means | SE of Difference | T-Value | Adjusted P-Value |
|---------------------|------------------------|---------------------|---------|---------------------|
| Corvus corax (skin) | 0.9025 | 1.613 | 0.5595 | 0.6149 |

Grouping Information Using Bonferroni Method and 95.0% Confidence for LoDIV

| Name | N | Mean | Grouping |
|---------------------|---|--------|----------|
| Corvus corax (skin) | 1 | 33.180 | A |
| Corvus corax | 4 | 31.837 | A |

Means that do not share a letter are significantly different.

Name = Corvus corax subtracted from:

| Name | Difference of Means | SE of Difference | T-Value | Adjusted P-Value |
|---------------------|------------------------|---------------------|---------|---------------------|
| Corvus corax (skin) | 1.343 | 0.8136 | 1.650 | 0.1975 |

Grouping Information Using Tukey Method and 95.0% Confidence for LoDIV

| Name | N | Mean | Grouping |
|---------------------|---|--------|----------|
| Corvus corax (skin) | 1 | 33.180 | A |
| Corvus corax | 4 | 31.837 | A |

Means that do not share a letter are significantly different.

Name = Corvus corax subtracted from:

| Name | Difference of Means | SE of Difference | T-Value | Adjusted P-Value |
|---------------------|------------------------|---------------------|---------|---------------------|
| Corvus corax (skin) | 1.343 | 0.8136 | 1.650 | 0.1975 |

Grouping Information Using Bonferroni Method and 95.0% Confidence for W@Pjoint
II

| Name | N | Mean | Grouping |
|---------------------|---|-------|----------|
| Corvus corax (skin) | 1 | 6.530 | A |
| Corvus corax | 4 | 3.923 | B |

Means that do not share a letter are significantly different.

Name = Corvus corax subtracted from:

| Name | Difference of Means | SE of Difference | T-Value | Adjusted P-Value |
|---------------------|------------------------|---------------------|---------|---------------------|
| Corvus corax (skin) | 2.607 | 0.1817 | 14.35 | 0.0007 |

Grouping Information Using Tukey Method and 95.0% Confidence for W@Pjoint II

| Name | N | Mean | Grouping |
|---------------------|---|-------|----------|
| Corvus corax (skin) | 1 | 6.530 | A |
| Corvus corax | 4 | 3.923 | B |

Means that do not share a letter are significantly different.

Name = Corvus corax subtracted from:

| Name | Difference of Means | SE of Difference | T-Value | Adjusted P-Value |
|---------------------|------------------------|---------------------|---------|---------------------|
| Corvus corax (skin) | 2.607 | 0.1817 | 14.35 | 0.0007 |

Grouping Information Using Bonferroni Method and 95.0% Confidence for W@Pjoint III

| Name | N | Mean | Grouping |
|---------------------|---|-------|----------|
| Corvus corax (skin) | 1 | 6.980 | A |
| Corvus corax | 4 | 4.322 | B |

Means that do not share a letter are significantly different.

Name = Corvus corax subtracted from:

| Name | Difference of Means | SE of Difference | T-Value | Adjusted P-Value |
|---------------------|------------------------|---------------------|---------|---------------------|
| Corvus corax (skin) | 2.658 | 0.1450 | 18.32 | 0.0004 |

Grouping Information Using Tukey Method and 95.0% Confidence for W@Pjoint III

| Name | N | Mean | Grouping |
|---------------------|---|-------|----------|
| Corvus corax (skin) | 1 | 6.980 | A |
| Corvus corax | 4 | 4.322 | B |

Means that do not share a letter are significantly different.

Name = Corvus corax subtracted from:

| Name | Difference of Means | SE of Difference | T-Value | Adjusted P-Value |
|---------------------|------------------------|---------------------|---------|---------------------|
| Corvus corax (skin) | 2.658 | 0.1450 | 18.32 | 0.0004 |

Grouping Information Using Bonferroni Method and 95.0% Confidence for W@2joint III

| Name | N | Mean | Grouping |
|---------------------|---|-------|----------|
| Corvus corax (skin) | 1 | 6.420 | A |
| Corvus corax | 4 | 3.895 | B |

Means that do not share a letter are significantly different.

Name = Corvus corax subtracted from:

| Name | Difference of Means | SE of Difference | T-Value | Adjusted P-Value |
|---------------------|------------------------|---------------------|---------|---------------------|
| Corvus corax (skin) | 2.525 | 0.08391 | 30.09 | 0.0001 |

Grouping Information Using Tukey Method and 95.0% Confidence for W@2joint III

| Name | N | Mean | Grouping |
|---------------------|---|-------|----------|
| Corvus corax (skin) | 1 | 6.420 | A |
| Corvus corax | 4 | 3.895 | B |

Means that do not share a letter are significantly different.

Name = Corvus corax subtracted from:

| Name | Difference of Means | SE of Difference | T-Value | Adjusted P-Value |
|---------------------|------------------------|---------------------|---------|---------------------|
| Corvus corax (skin) | 2.525 | 0.08391 | 30.09 | 0.0001 |

Grouping Information Using Bonferroni Method and 95.0% Confidence for W@2joint
IV

| Name | N | Mean | Grouping |
|---------------------|---|-------|----------|
| Corvus corax (skin) | 1 | 6.200 | A |
| Corvus corax | 4 | 3.260 | B |

Means that do not share a letter are significantly different.

Name = Corvus corax subtracted from:

| Name | Difference of Means | SE of Difference | T-Value | Adjusted P-Value |
|---------------------|------------------------|---------------------|---------|---------------------|
| Corvus corax (skin) | 2.940 | 0.1594 | 18.44 | 0.0003 |

Grouping Information Using Tukey Method and 95.0% Confidence for W@2joint IV

| Name | N | Mean | Grouping |
|---------------------|---|-------|----------|
| Corvus corax (skin) | 1 | 6.200 | A |
| Corvus corax | 4 | 3.260 | B |

Means that do not share a letter are significantly different.

Name = Corvus corax subtracted from:

| Name | Difference of Means | SE of Difference | T-Value | Adjusted P-Value |
|---------------------|------------------------|---------------------|---------|---------------------|
| Corvus corax (skin) | 2.940 | 0.1594 | 18.44 | 0.0004 |

Grouping Information Using Bonferroni Method and 95.0% Confidence for W@3joint
IV

| Name | N | Mean | Grouping |
|---------------------|---|-------|----------|
| Corvus corax (skin) | 1 | 6.020 | A |
| Corvus corax | 4 | 2.958 | B |

Means that do not share a letter are significantly different.

Name = Corvus corax subtracted from:

| Name | Difference of Means | SE of Difference | T-Value | Adjusted P-Value |
|---------------------|------------------------|---------------------|---------|---------------------|
| Corvus corax (skin) | 3.062 | 0.1355 | 22.60 | 0.0002 |

Grouping Information Using Tukey Method and 95.0% Confidence for W@3joint IV

| Name | N | Mean | Grouping |
|---------------------|---|-------|----------|
| Corvus corax (skin) | 1 | 6.020 | A |
| Corvus corax | 4 | 2.958 | B |

Means that do not share a letter are significantly different.

Name = Corvus corax subtracted from:

| Difference | SE of | Adjusted |
|------------|-------|----------|
|------------|-------|----------|

| Name | of Means | Difference | T-Value | P-Value |
|---------------------|----------|------------|---------|---------|
| Corvus corax (skin) | 3.062 | 0.1355 | 22.60 | 0.0002 |

Grouping Information Using Bonferroni Method and 95.0% Confidence for LoPhI,II

| Name | N | Mean | Grouping |
|---------------------|---|--------|----------|
| Corvus corax | 4 | 14.817 | A |
| Corvus corax (skin) | 1 | 5.060 | B |

Means that do not share a letter are significantly different.

Name = Corvus corax subtracted from:

| Name | Difference of Means | SE of Difference | T-Value | Adjusted P-Value |
|---------------------|---------------------|------------------|---------|------------------|
| Corvus corax (skin) | -9.758 | 0.5395 | -18.09 | 0.0004 |

Grouping Information Using Tukey Method and 95.0% Confidence for LoPhI,II

| Name | N | Mean | Grouping |
|---------------------|---|--------|----------|
| Corvus corax | 4 | 14.817 | A |
| Corvus corax (skin) | 1 | 5.060 | B |

Means that do not share a letter are significantly different.

Name = Corvus corax subtracted from:

| Name | Difference of Means | SE of Difference | T-Value | Adjusted P-Value |
|---------------------|---------------------|------------------|---------|------------------|
| Corvus corax (skin) | -9.758 | 0.5395 | -18.09 | 0.0004 |

Grouping Information Using Bonferroni Method and 95.0% Confidence for LoPhII,II

| Name | N | Mean | Grouping |
|---------------------|---|--------|----------|
| Corvus corax (skin) | 1 | 16.130 | A |
| Corvus corax | 4 | 16.055 | A |

Means that do not share a letter are significantly different.

Name = Corvus corax subtracted from:

| Name | Difference of Means | SE of Difference | T-Value | Adjusted P-Value |
|---------------------|---------------------|------------------|---------|------------------|
| Corvus corax (skin) | 0.07500 | 0.6687 | 0.1122 | 0.9178 |

Grouping Information Using Tukey Method and 95.0% Confidence for LoPhII,II

| Name | N | Mean | Grouping |
|---------------------|---|--------|----------|
| Corvus corax (skin) | 1 | 16.130 | A |
| Corvus corax | 4 | 16.055 | A |

Means that do not share a letter are significantly different.

Name = Corvus corax subtracted from:

| Name | Difference of Means | SE of Difference | T-Value | Adjusted P-Value |
|---------------------|---------------------|------------------|---------|------------------|
| Corvus corax (skin) | 0.07500 | 0.6687 | 0.1122 | 0.9178 |

Grouping Information Using Bonferroni Method and 95.0% Confidence for LoPhI,III

| Name | N | Mean | Grouping |
|---------------------|---|--------|----------|
| Corvus corax | 4 | 13.907 | A |
| Corvus corax (skin) | 1 | 6.920 | B |

Means that do not share a letter are significantly different.

Name = Corvus corax subtracted from:

| Name | Difference of Means | SE of Difference | T-Value | Adjusted P-Value |
|---------------------|---------------------|------------------|---------|------------------|
| Corvus corax (skin) | -6.987 | 0.2968 | -23.54 | 0.0002 |

Grouping Information Using Tukey Method and 95.0% Confidence for LoPhI,III

| Name | N | Mean | Grouping |
|---------------------|---|--------|----------|
| Corvus corax | 4 | 13.907 | A |
| Corvus corax (skin) | 1 | 6.920 | B |

Means that do not share a letter are significantly different.

Name = Corvus corax subtracted from:

| Name | Difference of Means | SE of Difference | T-Value | Adjusted P-Value |
|---------------------|---------------------|------------------|---------|------------------|
| Corvus corax (skin) | -6.987 | 0.2968 | -23.54 | 0.0002 |

Grouping Information Using Bonferroni Method and 95.0% Confidence for LoPhII,III

| Name | N | Mean | Grouping |
|---------------------|---|--------|----------|
| Corvus corax | 4 | 13.650 | A |
| Corvus corax (skin) | 1 | 5.790 | B |

Means that do not share a letter are significantly different.

Name = Corvus corax subtracted from:

| Name | Difference of Means | SE of Difference | T-Value | Adjusted P-Value |
|---------------------|---------------------|------------------|---------|------------------|
| Corvus corax (skin) | -7.860 | 0.6026 | -13.04 | 0.0010 |

Grouping Information Using Tukey Method and 95.0% Confidence for LoPhII,III

| Name | N | Mean | Grouping |
|---------------------|---|--------|----------|
| Corvus corax | 4 | 13.650 | A |
| Corvus corax (skin) | 1 | 5.790 | B |

Means that do not share a letter are significantly different.

Name = Corvus corax subtracted from:

| Name | Difference of Means | SE of Difference | T-Value | Adjusted P-Value |
|---------------------|---------------------|------------------|---------|------------------|
| Corvus corax (skin) | -7.860 | 0.6026 | -13.04 | 0.0010 |

Grouping Information Using Bonferroni Method and 95.0% Confidence for

LoPhIII,III

| Name | N | Mean | Grouping |
|---------------------|---|--------|----------|
| Corvus corax (skin) | 1 | 20.030 | A |
| Corvus corax | 4 | 16.108 | B |

Means that do not share a letter are significantly different.

Name = Corvus corax subtracted from:

| Name | Difference of Means | SE of Difference | T-Value | Adjusted P-Value |
|---------------------|---------------------|------------------|---------|------------------|
| Corvus corax (skin) | 3.923 | 0.4107 | 9.550 | 0.0024 |

Grouping Information Using Tukey Method and 95.0% Confidence for LoPhIII,III

| Name | N | Mean | Grouping |
|---------------------|---|--------|----------|
| Corvus corax (skin) | 1 | 20.030 | A |
| Corvus corax | 4 | 16.108 | B |

Means that do not share a letter are significantly different.

Name = Corvus corax subtracted from:

| Name | Difference of Means | SE of Difference | T-Value | Adjusted P-Value |
|---------------------|---------------------|------------------|---------|------------------|
| Corvus corax (skin) | 3.923 | 0.4107 | 9.550 | 0.0024 |

Grouping Information Using Bonferroni Method and 95.0% Confidence for LoPhII,IV

| Name | N | Mean | Grouping |
|---------------------|---|-------|----------|
| Corvus corax (skin) | 1 | 8.250 | A |
| Corvus corax | 4 | 7.863 | A |

Means that do not share a letter are significantly different.

Name = Corvus corax subtracted from:

| Name | Difference of Means | SE of Difference | T-Value | Adjusted P-Value |
|---------------------|---------------------|------------------|---------|------------------|
| Corvus corax (skin) | 0.3875 | 0.3515 | 1.103 | 0.3507 |

Grouping Information Using Tukey Method and 95.0% Confidence for LoPhII,IV

| Name | N | Mean | Grouping |
|---------------------|---|-------|----------|
| Corvus corax (skin) | 1 | 8.250 | A |
| Corvus corax | 4 | 7.863 | A |

Means that do not share a letter are significantly different.

Name = Corvus corax subtracted from:

| Name | Difference of Means | SE of Difference | T-Value | Adjusted P-Value |
|---------------------|---------------------|------------------|---------|------------------|
| Corvus corax (skin) | 0.3875 | 0.3515 | 1.103 | 0.3508 |

Grouping Information Using Bonferroni Method and 95.0% Confidence for LoPhIII,IV

| Name | N | Mean | Grouping |
|---------------------|---|-------|----------|
| Corvus corax | 4 | 8.268 | A |
| Corvus corax (skin) | 1 | 5.970 | B |

Means that do not share a letter are significantly different.

Name = Corvus corax subtracted from:

| Name | Difference of Means | SE of Difference | T-Value | Adjusted P-Value |
|---------------------|---------------------|------------------|---------|------------------|
| Corvus corax (skin) | -2.298 | 0.4789 | -4.797 | 0.0172 |

Grouping Information Using Tukey Method and 95.0% Confidence for LoPhIII,IV

| Name | N | Mean | Grouping |
|---------------------|---|-------|----------|
| Corvus corax | 4 | 8.268 | A |
| Corvus corax (skin) | 1 | 5.970 | B |

Means that do not share a letter are significantly different.

Name = Corvus corax subtracted from:

| Name | Difference of Means | SE of Difference | T-Value | Adjusted P-Value |
|---------------------|---------------------|------------------|---------|------------------|
| Corvus corax (skin) | -2.298 | 0.4789 | -4.797 | 0.0172 |

Grouping Information Using Bonferroni Method and 95.0% Confidence for LoPhIV,IV

| Name | N | Mean | Grouping |
|---------------------|---|--------|----------|
| Corvus corax (skin) | 1 | 12.120 | A |
| Corvus corax | 4 | 9.705 | B |

Means that do not share a letter are significantly different.

Name = Corvus corax subtracted from:

| Name | Difference of Means | SE of Difference | T-Value | Adjusted P-Value |
|---------------------|---------------------|------------------|---------|------------------|
| Corvus corax (skin) | 2.415 | 0.4698 | 5.141 | 0.0143 |

Grouping Information Using Tukey Method and 95.0% Confidence for LoPhIV,IV

| Name | N | Mean | Grouping |
|---------------------|---|--------|----------|
| Corvus corax (skin) | 1 | 12.120 | A |
| Corvus corax | 4 | 9.705 | B |

Means that do not share a letter are significantly different.

Name = Corvus corax subtracted from:

| Name | Difference of Means | SE of Difference | T-Value | Adjusted P-Value |
|---------------------|---------------------|------------------|---------|------------------|
| Corvus corax (skin) | 2.415 | 0.4698 | 5.141 | 0.0143 |

Grouping Information Using Bonferroni Method and 95.0% Confidence for Foot Length

| Name | N | Mean | Grouping |
|---------------------|---|--------|----------|
| Corvus corax (skin) | 1 | 48.900 | A |

Corvus corax 4 48.875 A

Means that do not share a letter are significantly different.

Name = Corvus corax subtracted from:

| Name | Difference of Means | SE of Difference | T-Value | Adjusted P-Value |
|---------------------|---------------------|------------------|---------|------------------|
| Corvus corax (skin) | 0.02500 | 1.353 | 0.01848 | 0.9864 |

Grouping Information Using Tukey Method and 95.0% Confidence for Foot Length

| Name | N | Mean | Grouping |
|---------------------|---|--------|----------|
| Corvus corax (skin) | 1 | 48.900 | A |
| Corvus corax | 4 | 48.875 | A |

Means that do not share a letter are significantly different.

Name = Corvus corax subtracted from:

| Name | Difference of Means | SE of Difference | T-Value | Adjusted P-Value |
|---------------------|---------------------|------------------|---------|------------------|
| Corvus corax (skin) | 0.02500 | 1.353 | 0.01848 | 0.9864 |

Grouping Information Using Bonferroni Method and 95.0% Confidence for Lotmt

| Name | N | Mean | Grouping |
|---------------------|---|--------|----------|
| Corvus corax (skin) | 1 | 81.000 | A |
| Corvus corax | 4 | 67.632 | B |

Means that do not share a letter are significantly different.

Name = Corvus corax subtracted from:

| Name | Difference of Means | SE of Difference | T-Value | Adjusted P-Value |
|---------------------|---------------------|------------------|---------|------------------|
| Corvus corax (skin) | 13.37 | 2.705 | 4.941 | 0.0159 |

Grouping Information Using Tukey Method and 95.0% Confidence for Lotmt

| Name | N | Mean | Grouping |
|---------------------|---|--------|----------|
| Corvus corax (skin) | 1 | 81.000 | A |
| Corvus corax | 4 | 67.632 | B |

Means that do not share a letter are significantly different.

Name = Corvus corax subtracted from:

| Name | Difference of Means | SE of Difference | T-Value | Adjusted P-Value |
|---------------------|---------------------|------------------|---------|------------------|
| Corvus corax (skin) | 13.37 | 2.705 | 4.941 | 0.0159 |

Grouping Information Using Bonferroni Method and 95.0% Confidence for Wotmt@prox

| Name | N | Mean | Grouping |
|---------------------|---|--------|----------|
| Corvus corax (skin) | 1 | 16.210 | A |
| Corvus corax | 4 | 12.100 | B |

Means that do not share a letter are significantly different.

Name = Corvus corax subtracted from:

| Name | Difference of Means | SE of Difference | T-Value | Adjusted P-Value |
|---------------------|---------------------|------------------|---------|------------------|
| Corvus corax (skin) | 4.110 | 0.3801 | 10.81 | 0.0017 |

Grouping Information Using Tukey Method and 95.0% Confidence for Wotmt@prox

| Name | N | Mean | Grouping |
|---------------------|---|--------|----------|
| Corvus corax (skin) | 1 | 16.210 | A |
| Corvus corax | 4 | 12.100 | B |

Means that do not share a letter are significantly different.

Name = Corvus corax subtracted from:

| Name | Difference of Means | SE of Difference | T-Value | Adjusted P-Value |
|---------------------|---------------------|------------------|---------|------------------|
| Corvus corax (skin) | 4.110 | 0.3801 | 10.81 | 0.0017 |

Grouping Information Using Bonferroni Method and 95.0% Confidence for Wotmt@cond

| Name | N | Mean | Grouping |
|---------------------|---|--------|----------|
| Corvus corax (skin) | 1 | 13.230 | A |
| Corvus corax | 4 | 8.770 | B |

Means that do not share a letter are significantly different.

Name = Corvus corax subtracted from:

| Name | Difference of Means | SE of Difference | T-Value | Adjusted P-Value |
|---------------------|---------------------|------------------|---------|------------------|
| Corvus corax (skin) | 4.460 | 0.1947 | 22.90 | 0.0002 |

Grouping Information Using Tukey Method and 95.0% Confidence for Wotmt@cond

| Name | N | Mean | Grouping |
|---------------------|---|--------|----------|
| Corvus corax (skin) | 1 | 13.230 | A |
| Corvus corax | 4 | 8.770 | B |

Means that do not share a letter are significantly different.

Name = Corvus corax subtracted from:

| Name | Difference of Means | SE of Difference | T-Value | Adjusted P-Value |
|---------------------|---------------------|------------------|---------|------------------|
| Corvus corax (skin) | 4.460 | 0.1947 | 22.90 | 0.0002 |

General Linear Model: LoDIII, LoDIV, ... versus Name

| Factor | Type | Levels | Values |
|--------|-------|--------|---------------------------------------|
| Name | fixed | 2 | Gavia pacifica, Gavia pacifica (skin) |

Analysis of Variance for LoDIII, using Adjusted SS for Tests

| Source | DF | Seq SS | Adj SS | Adj MS | F | P |
|--------|----|--------|--------|--------|-------|-------|
| Name | 1 | 57.029 | 57.029 | 57.029 | 66.14 | 0.015 |
| Error | 2 | 1.725 | 1.725 | 0.862 | | |
| Total | 3 | 58.753 | | | | |

S = 0.928601 R-Sq = 97.06% R-Sq(adj) = 95.60%

Unusual Observations for LoDIII

| Obs | LoDIII | Fit | SE Fit | Residual | St Resid |
|-----|---------|---------|--------|----------|----------|
| 4 | 85.9900 | 85.9900 | 0.9286 | 0.0000 | * X |

X denotes an observation whose X value gives it large leverage.

Analysis of Variance for LoDIV, using Adjusted SS for Tests

| Source | DF | Seq SS | Adj SS | Adj MS | F | P |
|--------|----|--------|--------|--------|-------|-------|
| Name | 1 | 49.491 | 49.491 | 49.491 | 43.96 | 0.022 |
| Error | 2 | 2.252 | 2.252 | 1.126 | | |
| Total | 3 | 51.743 | | | | |

S = 1.06105 R-Sq = 95.65% R-Sq(adj) = 93.47%

Unusual Observations for LoDIV

| Obs | LoDIV | Fit | SE Fit | Residual | St Resid |
|-----|---------|---------|--------|----------|----------|
| 4 | 91.3900 | 91.3900 | 1.0611 | 0.0000 | * X |

X denotes an observation whose X value gives it large leverage.

Analysis of Variance for W@Pjoint III, using Adjusted SS for Tests

| Source | DF | Seq SS | Adj SS | Adj MS | F | P |
|--------|----|--------|--------|--------|-------|-------|
| Name | 1 | 3.1110 | 3.1110 | 3.1110 | 51.65 | 0.019 |
| Error | 2 | 0.1205 | 0.1205 | 0.0602 | | |
| Total | 3 | 3.2315 | | | | |

S = 0.245425 R-Sq = 96.27% R-Sq(adj) = 94.41%

Unusual Observations for W@Pjoint III

| Obs | W@Pjoint III | Fit | SE Fit | Residual | St Resid |
|-----|--------------|---------|---------|----------|----------|
| 4 | 6.20000 | 6.20000 | 0.24542 | 0.00000 | * X |

X denotes an observation whose X value gives it large leverage.

Analysis of Variance for W@2joint III, using Adjusted SS for Tests

| Source | DF | Seq SS | Adj SS | Adj MS | F | P |
|--------|----|--------|--------|--------|--------|-------|
| Name | 1 | 5.8660 | 5.8660 | 5.8660 | 114.94 | 0.009 |
| Error | 2 | 0.1021 | 0.1021 | 0.0510 | | |

Total 3 5.9681

S = 0.225906 R-Sq = 98.29% R-Sq(adj) = 97.43%

Unusual Observations for W@2joint III

| Obs | W@2joint III | Fit | SE Fit | Residual | St Resid |
|-----|--------------|---------|---------|----------|----------|
| 4 | 6.18000 | 6.18000 | 0.22591 | 0.00000 | * X |

X denotes an observation whose X value gives it large leverage.

Analysis of Variance for W@2joint IV, using Adjusted SS for Tests

| Source | DF | Seq SS | Adj SS | Adj MS | F | P |
|--------|----|--------|--------|--------|------|-------|
| Name | 1 | 1.2936 | 1.2936 | 1.2936 | 6.12 | 0.132 |
| Error | 2 | 0.4229 | 0.4229 | 0.2114 | | |
| Total | 3 | 1.7165 | | | | |

S = 0.459819 R-Sq = 75.36% R-Sq(adj) = 63.05%

Unusual Observations for W@2joint IV

| Obs | W@2joint IV | Fit | SE Fit | Residual | St Resid |
|-----|-------------|---------|---------|----------|----------|
| 4 | 5.09000 | 5.09000 | 0.45982 | 0.00000 | * X |

X denotes an observation whose X value gives it large leverage.

Analysis of Variance for W@3joint IV, using Adjusted SS for Tests

| Source | DF | Seq SS | Adj SS | Adj MS | F | P |
|--------|----|---------|---------|---------|------|-------|
| Name | 1 | 0.61201 | 0.61201 | 0.61201 | 7.57 | 0.111 |
| Error | 2 | 0.16167 | 0.16167 | 0.08083 | | |
| Total | 3 | 0.77367 | | | | |

S = 0.284312 R-Sq = 79.10% R-Sq(adj) = 68.66%

Unusual Observations for W@3joint IV

| Obs | W@3joint IV | Fit | SE Fit | Residual | St Resid |
|-----|-------------|---------|---------|----------|----------|
| 4 | 4.42000 | 4.42000 | 0.28431 | 0.00000 | * X |

X denotes an observation whose X value gives it large leverage.

Analysis of Variance for LoPhI,II, using Adjusted SS for Tests

| Source | DF | Seq SS | Adj SS | Adj MS | F | P |
|--------|----|--------|--------|--------|---------|-------|
| Name | 1 | 179.49 | 179.49 | 179.49 | 1968.10 | 0.001 |
| Error | 2 | 0.18 | 0.18 | 0.09 | | |
| Total | 3 | 179.67 | | | | |

S = 0.301993 R-Sq = 99.90% R-Sq(adj) = 99.85%

Unusual Observations for LoPhI,II

| Obs | LoPhI,II | Fit | SE Fit | Residual | St Resid |
|-----|----------|---------|--------|----------|----------|
| 4 | 27.2300 | 27.2300 | 0.3020 | -0.0000 | * X |

X denotes an observation whose X value gives it large leverage.

Analysis of Variance for LoPhI,III, using Adjusted SS for Tests

| Source | DF | Seq SS | Adj SS | Adj MS | F | P |
|--------|----|--------|--------|--------|--------|-------|
| Name | 1 | 51.336 | 51.336 | 51.336 | 141.72 | 0.007 |
| Error | 2 | 0.724 | 0.724 | 0.362 | | |
| Total | 3 | 52.061 | | | | |

S = 0.601858 R-Sq = 98.61% R-Sq(adj) = 97.91%

Unusual Observations for LoPhI,III

| Obs | LoPhI,III | Fit | SE Fit | Residual | St Resid |
|-----|-----------|---------|--------|----------|----------|
| 4 | 27.8800 | 27.8800 | 0.6019 | 0.0000 | * X |

X denotes an observation whose X value gives it large leverage.

Analysis of Variance for LoPhII,III, using Adjusted SS for Tests

| Source | DF | Seq SS | Adj SS | Adj MS | F | P |
|--------|----|--------|--------|--------|------|-------|
| Name | 1 | 1.6651 | 1.6651 | 1.6651 | 7.99 | 0.106 |
| Error | 2 | 0.4166 | 0.4166 | 0.2083 | | |
| Total | 3 | 2.0817 | | | | |

S = 0.456399 R-Sq = 79.99% R-Sq(adj) = 69.98%

Unusual Observations for LoPhII,III

| Obs | LoPhII,III | Fit | SE Fit | Residual | St Resid |
|-----|------------|---------|--------|----------|----------|
| 4 | 24.3700 | 24.3700 | 0.4564 | 0.0000 | * X |

X denotes an observation whose X value gives it large leverage.

Analysis of Variance for LoPhIII,III, using Adjusted SS for Tests

| Source | DF | Seq SS | Adj SS | Adj MS | F | P |
|--------|----|---------|--------|--------|--------|-------|
| Name | 1 | 99.821 | 99.821 | 99.821 | 391.40 | 0.003 |
| Error | 2 | 0.510 | 0.510 | 0.255 | | |
| Total | 3 | 100.331 | | | | |

S = 0.505008 R-Sq = 99.49% R-Sq(adj) = 99.24%

Unusual Observations for LoPhIII,III

| Obs | LoPhIII,III | Fit | SE Fit | Residual | St Resid |
|-----|-------------|---------|--------|----------|----------|
| 4 | 31.7000 | 31.7000 | 0.5050 | 0.0000 | * X |

X denotes an observation whose X value gives it large leverage.

Analysis of Variance for LoPhI,IV, using Adjusted SS for Tests

| Source | DF | Seq SS | Adj SS | Adj MS | F | P |
|--------|----|--------|--------|--------|--------|-------|
| Name | 1 | 26.314 | 26.314 | 26.314 | 140.69 | 0.007 |
| Error | 2 | 0.374 | 0.374 | 0.187 | | |
| Total | 3 | 26.688 | | | | |

S = 0.432474 R-Sq = 98.60% R-Sq(adj) = 97.90%

Unusual Observations for LoPhI,IV

| Obs | LoPhI,IV | Fit | SE Fit | Residual | St Resid |
|-----|----------|---------|--------|----------|----------|
| 4 | 24.7800 | 24.7800 | 0.4325 | 0.0000 | * X |

X denotes an observation whose X value gives it large leverage.

Analysis of Variance for LoPhII,IV, using Adjusted SS for Tests

| Source | DF | Seq SS | Adj SS | Adj MS | F | P |
|--------|----|--------|--------|--------|--------|-------|
| Name | 1 | 6.7650 | 6.7650 | 6.7650 | 228.29 | 0.004 |
| Error | 2 | 0.0593 | 0.0593 | 0.0296 | | |
| Total | 3 | 6.8243 | | | | |

S = 0.172143 R-Sq = 99.13% R-Sq(adj) = 98.70%

Unusual Observations for LoPhII,IV

| Obs | LoPhII,IV | Fit | SE Fit | Residual | St Resid |
|-----|-----------|---------|--------|----------|----------|
| 4 | 15.2300 | 15.2300 | 0.1721 | 0.0000 | * X |

X denotes an observation whose X value gives it large leverage.

Analysis of Variance for LoPhIII,IV, using Adjusted SS for Tests

| Source | DF | Seq SS | Adj SS | Adj MS | F | P |
|--------|----|--------|--------|--------|------|-------|
| Name | 1 | 0.0252 | 0.0252 | 0.0252 | 0.09 | 0.791 |
| Error | 2 | 0.5523 | 0.5523 | 0.2761 | | |
| Total | 3 | 0.5775 | | | | |

S = 0.525484 R-Sq = 4.37% R-Sq(adj) = 0.00%

Unusual Observations for LoPhIII,IV

St

| Obs | LoPhIII,IV | Fit | SE Fit | Residual | Resid |
|-----|------------|---------|--------|----------|-------|
| 4 | 16.8800 | 16.8800 | 0.5255 | 0.0000 | * X |

X denotes an observation whose X value gives it large leverage.

Analysis of Variance for LoPhIV,IV, using Adjusted SS for Tests

| Source | DF | Seq SS | Adj SS | Adj MS | F | P |
|--------|----|--------|--------|--------|-------|-------|
| Name | 1 | 16.521 | 16.521 | 16.521 | 82.92 | 0.012 |
| Error | 2 | 0.398 | 0.398 | 0.199 | | |
| Total | 3 | 16.919 | | | | |

S = 0.446356 R-Sq = 97.64% R-Sq(adj) = 96.47%

Unusual Observations for LoPhIV,IV

| Obs | LoPhIV,IV | Fit | SE Fit | Residual | Resid | St |
|-----|-----------|---------|--------|----------|-------|----|
| 4 | 24.0400 | 24.0400 | 0.4464 | 0.0000 | * X | |

X denotes an observation whose X value gives it large leverage.

Analysis of Variance for Foot Length, using Adjusted SS for Tests

| Source | DF | Seq SS | Adj SS | Adj MS | F | P |
|--------|----|--------|--------|--------|------|-------|
| Name | 1 | 47.521 | 47.521 | 47.521 | 8.67 | 0.099 |
| Error | 2 | 10.966 | 10.966 | 5.483 | | |
| Total | 3 | 58.487 | | | | |

S = 2.34156 R-Sq = 81.25% R-Sq(adj) = 71.88%

Unusual Observations for Foot Length

| Obs | Foot Length | Fit | SE Fit | Residual | Resid | St |
|-----|-------------|---------|--------|----------|-------|----|
| 4 | 102.800 | 102.800 | 2.342 | 0.000 | * X | |

X denotes an observation whose X value gives it large leverage.

Analysis of Variance for Lotmt, using Adjusted SS for Tests

| Source | DF | Seq SS | Adj SS | Adj MS | F | P |
|--------|----|--------|--------|--------|--------|-------|
| Name | 1 | 100.80 | 100.80 | 100.80 | 113.65 | 0.009 |
| Error | 2 | 1.77 | 1.77 | 0.89 | | |
| Total | 3 | 102.58 | | | | |

S = 0.941771 R-Sq = 98.27% R-Sq(adj) = 97.41%

Unusual Observations for Lotmt

| Obs | Lotmt | Fit | SE Fit | Residual | Resid | St |
|-----|---------|---------|--------|----------|-------|----|
| 4 | 84.4400 | 84.4400 | 0.9418 | 0.0000 | * X | |

X denotes an observation whose X value gives it large leverage.

Analysis of Variance for Wotmt@prox, using Adjusted SS for Tests

| Source | DF | Seq SS | Adj SS | Adj MS | F | P |
|--------|----|--------|--------|--------|--------|-------|
| Name | 1 | 4.7880 | 4.7880 | 4.7880 | 294.95 | 0.003 |
| Error | 2 | 0.0325 | 0.0325 | 0.0162 | | |
| Total | 3 | 4.8205 | | | | |

S = 0.127410 R-Sq = 99.33% R-Sq(adj) = 98.99%

Unusual Observations for Wotmt@prox

| Obs | Wotmt@prox | Fit | SE Fit | Residual | St Resid |
|-----|------------|---------|--------|----------|----------|
| 4 | 14.7800 | 14.7800 | 0.1274 | 0.0000 | * X |

X denotes an observation whose X value gives it large leverage.

Analysis of Variance for Wotmt@cond, using Adjusted SS for Tests

| Source | DF | Seq SS | Adj SS | Adj MS | F | P |
|--------|----|--------|--------|--------|------|-------|
| Name | 1 | 0.8112 | 0.8112 | 0.8112 | 2.97 | 0.227 |
| Error | 2 | 0.5462 | 0.5462 | 0.2731 | | |
| Total | 3 | 1.3574 | | | | |

S = 0.522590 R-Sq = 59.76% R-Sq(adj) = 39.64%

Unusual Observations for Wotmt@cond

| Obs | Wotmt@cond | Fit | SE Fit | Residual | St Resid |
|-----|------------|---------|--------|----------|----------|
| 4 | 10.2500 | 10.2500 | 0.5226 | 0.0000 | * X |

X denotes an observation whose X value gives it large leverage.

Grouping Information Using Bonferroni Method and 95.0% Confidence for LoDIII

| Name | N | Mean | Grouping |
|-----------------------|---|--------|----------|
| Gavia pacifica (skin) | 1 | 85.990 | A |
| Gavia pacifica | 3 | 77.270 | B |

Means that do not share a letter are significantly different.

Name = Gavia pacifica subtracted from:

| Name | Difference of Means | SE of Difference | T-Value | Adjusted P-Value |
|-----------------------|---------------------|------------------|---------|------------------|
| Gavia pacifica (skin) | 8.720 | 1.072 | 8.132 | 0.0148 |

Grouping Information Using Tukey Method and 95.0% Confidence for LoDIII

| Name | N | Mean | Grouping |
|-----------------------|---|--------|----------|
| Gavia pacifica (skin) | 1 | 85.990 | A |
| Gavia pacifica | 3 | 77.270 | B |

Means that do not share a letter are significantly different.

Name = Gavia pacifica subtracted from:

| Name | Difference of Means | SE of Difference | T-Value | Adjusted P-Value |
|-----------------------|------------------------|---------------------|---------|---------------------|
| Gavia pacifica (skin) | 8.720 | 1.072 | 8.132 | 0.0148 |

Grouping Information Using Bonferroni Method and 95.0% Confidence for LoDIV

| Name | N | Mean | Grouping |
|-----------------------|---|--------|----------|
| Gavia pacifica (skin) | 1 | 91.390 | A |
| Gavia pacifica | 3 | 83.267 | B |

Means that do not share a letter are significantly different.

Name = Gavia pacifica subtracted from:

| Name | Difference of Means | SE of Difference | T-Value | Adjusted P-Value |
|-----------------------|------------------------|---------------------|---------|---------------------|
| Gavia pacifica (skin) | 8.123 | 1.225 | 6.630 | 0.0220 |

Grouping Information Using Tukey Method and 95.0% Confidence for LoDIV

| Name | N | Mean | Grouping |
|-----------------------|---|--------|----------|
| Gavia pacifica (skin) | 1 | 91.390 | A |
| Gavia pacifica | 3 | 83.267 | B |

Means that do not share a letter are significantly different.

Name = Gavia pacifica subtracted from:

| Name | Difference of Means | SE of Difference | T-Value | Adjusted P-Value |
|-----------------------|------------------------|---------------------|---------|---------------------|
| Gavia pacifica (skin) | 8.123 | 1.225 | 6.630 | 0.0220 |

Grouping Information Using Bonferroni Method and 95.0% Confidence for W@Pjoint
III

| Name | N | Mean | Grouping |
|-----------------------|---|-------|----------|
| Gavia pacifica (skin) | 1 | 6.200 | A |
| Gavia pacifica | 3 | 4.163 | B |

Means that do not share a letter are significantly different.

Name = Gavia pacifica subtracted from:

| Name | Difference of Means | SE of Difference | T-Value | Adjusted P-Value |
|-----------------------|------------------------|---------------------|---------|---------------------|
| Gavia pacifica (skin) | 2.037 | 0.2834 | 7.187 | 0.0188 |

Grouping Information Using Tukey Method and 95.0% Confidence for W@Pjoint III

| Name | N | Mean | Grouping |
|-----------------------|---|-------|----------|
| Gavia pacifica (skin) | 1 | 6.200 | A |
| Gavia pacifica | 3 | 4.163 | B |

Means that do not share a letter are significantly different.

Name = Gavia pacifica subtracted from:

| Name | Difference of Means | SE of Difference | T-Value | Adjusted P-Value |
|-----------------------|------------------------|---------------------|---------|---------------------|
| Gavia pacifica (skin) | 2.037 | 0.2834 | 7.187 | 0.0188 |

Grouping Information Using Bonferroni Method and 95.0% Confidence for W@2joint III

| Name | N | Mean | Grouping |
|-----------------------|---|-------|----------|
| Gavia pacifica (skin) | 1 | 6.180 | A |
| Gavia pacifica | 3 | 3.383 | B |

Means that do not share a letter are significantly different.

Name = Gavia pacifica subtracted from:

| Name | Difference of Means | SE of Difference | T-Value | Adjusted P-Value |
|-----------------------|------------------------|---------------------|---------|---------------------|
| Gavia pacifica (skin) | 2.797 | 0.2609 | 10.72 | 0.0086 |

Grouping Information Using Tukey Method and 95.0% Confidence for W@2joint III

| Name | N | Mean | Grouping |
|-----------------------|---|-------|----------|
| Gavia pacifica (skin) | 1 | 6.180 | A |
| Gavia pacifica | 3 | 3.383 | B |

Means that do not share a letter are significantly different.

Name = Gavia pacifica subtracted from:

| Name | Difference of Means | SE of Difference | T-Value | Adjusted P-Value |
|-----------------------|------------------------|---------------------|---------|---------------------|
| Gavia pacifica (skin) | 2.797 | 0.2609 | 10.72 | 0.0086 |

Grouping Information Using Bonferroni Method and 95.0% Confidence for W@2joint IV

| Name | N | Mean | Grouping |
|-----------------------|---|-------|----------|
| Gavia pacifica (skin) | 1 | 5.090 | A |
| Gavia pacifica | 3 | 3.777 | A |

Means that do not share a letter are significantly different.

Name = Gavia pacifica subtracted from:

| Name | Difference of Means | SE of Difference | T-Value | Adjusted P-Value |
|-----------------------|------------------------|---------------------|---------|---------------------|
| Gavia pacifica (skin) | 1.313 | 0.5310 | 2.474 | 0.1319 |

Grouping Information Using Tukey Method and 95.0% Confidence for W@2joint IV

| Name | N | Mean | Grouping |
|-----------------------|---|-------|----------|
| Gavia pacifica (skin) | 1 | 5.090 | A |
| Gavia pacifica | 3 | 3.777 | A |

Means that do not share a letter are significantly different.

Name = Gavia pacifica subtracted from:

| Name | Difference of Means | SE of Difference | T-Value | Adjusted P-Value |
|-----------------------|---------------------|------------------|---------|------------------|
| Gavia pacifica (skin) | 1.313 | 0.5310 | 2.474 | 0.1319 |

Grouping Information Using Bonferroni Method and 95.0% Confidence for W@3joint IV

| Name | N | Mean | Grouping |
|-----------------------|---|-------|----------|
| Gavia pacifica (skin) | 1 | 4.420 | A |
| Gavia pacifica | 3 | 3.517 | A |

Means that do not share a letter are significantly different.

Name = Gavia pacifica subtracted from:

| Name | Difference of Means | SE of Difference | T-Value | Adjusted P-Value |
|-----------------------|---------------------|------------------|---------|------------------|
| Gavia pacifica (skin) | 0.9033 | 0.3283 | 2.752 | 0.1106 |

Grouping Information Using Tukey Method and 95.0% Confidence for W@3joint IV

| Name | N | Mean | Grouping |
|-----------------------|---|-------|----------|
| Gavia pacifica (skin) | 1 | 4.420 | A |
| Gavia pacifica | 3 | 3.517 | A |

Means that do not share a letter are significantly different.

Name = Gavia pacifica subtracted from:

| Name | Difference of Means | SE of Difference | T-Value | Adjusted P-Value |
|-----------------------|---------------------|------------------|---------|------------------|
| Gavia pacifica (skin) | 0.9033 | 0.3283 | 2.752 | 0.1106 |

Grouping Information Using Bonferroni Method and 95.0% Confidence for LoPhI,II

| Name | N | Mean | Grouping |
|-----------------------|---|--------|----------|
| Gavia pacifica | 3 | 42.700 | A |
| Gavia pacifica (skin) | 1 | 27.230 | B |

Means that do not share a letter are significantly different.

Name = Gavia pacifica subtracted from:

| Name | Difference of Means | SE of Difference | T-Value | Adjusted P-Value |
|-----------------------|---------------------|------------------|---------|------------------|
| Gavia pacifica (skin) | -15.47 | 0.3487 | -44.36 | 0.0005 |

Grouping Information Using Tukey Method and 95.0% Confidence for LoPhI,II

| Name | N | Mean | Grouping |
|-----------------------|---|--------|----------|
| Gavia pacifica | 3 | 42.700 | A |
| Gavia pacifica (skin) | 1 | 27.230 | B |

Means that do not share a letter are significantly different.

Name = Gavia pacifica subtracted from:

| Name | Difference of Means | SE of Difference | T-Value | Adjusted P-Value |
|-----------------------|---------------------|------------------|---------|------------------|
| Gavia pacifica (skin) | -15.47 | 0.3487 | -44.36 | 0.0005 |

Grouping Information Using Bonferroni Method and 95.0% Confidence for LoPhI,III

| Name | N | Mean | Grouping |
|-----------------------|---|--------|----------|
| Gavia pacifica | 3 | 36.153 | A |
| Gavia pacifica (skin) | 1 | 27.880 | B |

Means that do not share a letter are significantly different.

Name = Gavia pacifica subtracted from:

| Name | Difference of Means | SE of Difference | T-Value | Adjusted P-Value |
|-----------------------|---------------------|------------------|---------|------------------|
| Gavia pacifica (skin) | -8.273 | 0.6950 | -11.90 | 0.0070 |

Grouping Information Using Tukey Method and 95.0% Confidence for LoPhI,III

| Name | N | Mean | Grouping |
|-----------------------|---|--------|----------|
| Gavia pacifica | 3 | 36.153 | A |
| Gavia pacifica (skin) | 1 | 27.880 | B |

Means that do not share a letter are significantly different.

Name = Gavia pacifica subtracted from:

| Name | Difference of Means | SE of Difference | T-Value | Adjusted P-Value |
|-----------------------|---------------------|------------------|---------|------------------|
| Gavia pacifica (skin) | -8.273 | 0.6950 | -11.90 | 0.0070 |

Grouping Information Using Bonferroni Method and 95.0% Confidence for LoPhII,III

| Name | N | Mean | Grouping |
|-----------------------|---|--------|----------|
| Gavia pacifica (skin) | 1 | 24.370 | A |
| Gavia pacifica | 3 | 22.880 | A |

Means that do not share a letter are significantly different.

Name = Gavia pacifica subtracted from:

| Name | Difference of Means | SE of Difference | T-Value | Adjusted P-Value |
|-----------------------|---------------------|------------------|---------|------------------|
| Gavia pacifica (skin) | 1.490 | 0.5270 | 2.827 | 0.1056 |

Grouping Information Using Tukey Method and 95.0% Confidence for LoPhII,III

| Name | N | Mean | Grouping |
|-----------------------|---|--------|----------|
| Gavia pacifica (skin) | 1 | 24.370 | A |
| Gavia pacifica | 3 | 22.880 | A |

Means that do not share a letter are significantly different.

Name = Gavia pacifica subtracted from:

| Name | Difference of Means | SE of Difference | T-Value | Adjusted P-Value |
|-----------------------|---------------------|------------------|---------|------------------|
| Gavia pacifica (skin) | 1.490 | 0.5270 | 2.827 | 0.1056 |

| | | | | |
|-----------------------|-------|--------|-------|--------|
| Gavia pacifica (skin) | 1.490 | 0.5270 | 2.827 | 0.1057 |
|-----------------------|-------|--------|-------|--------|

Grouping Information Using Bonferroni Method and 95.0% Confidence for LoPhIII,III

| Name | N | Mean | Grouping |
|-----------------------|---|--------|----------|
| Gavia pacifica (skin) | 1 | 31.700 | A |
| Gavia pacifica | 3 | 20.163 | B |

Means that do not share a letter are significantly different.

Name = Gavia pacifica subtracted from:

| Name | Difference of Means | SE of Difference | T-Value | Adjusted P-Value |
|-----------------------|---------------------|------------------|---------|------------------|
| Gavia pacifica (skin) | 11.54 | 0.5831 | 19.78 | 0.0025 |

Grouping Information Using Tukey Method and 95.0% Confidence for LoPhIII,III

| Name | N | Mean | Grouping |
|-----------------------|---|--------|----------|
| Gavia pacifica (skin) | 1 | 31.700 | A |
| Gavia pacifica | 3 | 20.163 | B |

Means that do not share a letter are significantly different.

Name = Gavia pacifica subtracted from:

| Name | Difference of Means | SE of Difference | T-Value | Adjusted P-Value |
|-----------------------|---------------------|------------------|---------|------------------|
| Gavia pacifica (skin) | 11.54 | 0.5831 | 19.78 | 0.0026 |

Grouping Information Using Bonferroni Method and 95.0% Confidence for LoPhI,IV

| Name | N | Mean | Grouping |
|-----------------------|---|--------|----------|
| Gavia pacifica | 3 | 30.703 | A |
| Gavia pacifica (skin) | 1 | 24.780 | B |

Means that do not share a letter are significantly different.

Name = Gavia pacifica subtracted from:

| Name | Difference of Means | SE of Difference | T-Value | Adjusted P-Value |
|-----------------------|---------------------|------------------|---------|------------------|
| Gavia pacifica (skin) | -5.923 | 0.4994 | -11.86 | 0.0070 |

Grouping Information Using Tukey Method and 95.0% Confidence for LoPhI,IV

| Name | N | Mean | Grouping |
|-----------------------|---|--------|----------|
| Gavia pacifica | 3 | 30.703 | A |
| Gavia pacifica (skin) | 1 | 24.780 | B |

Means that do not share a letter are significantly different.

Name = Gavia pacifica subtracted from:

| Name | Difference of Means | SE of Difference | T-Value | Adjusted P-Value |
|-----------------------|---------------------|------------------|---------|------------------|
| Gavia pacifica (skin) | -5.923 | 0.4994 | -11.86 | 0.0070 |

Grouping Information Using Bonferroni Method and 95.0% Confidence for LoPhII,IV

| Name | N | Mean | Grouping |
|-----------------------|---|--------|----------|
| Gavia pacifica | 3 | 18.233 | A |
| Gavia pacifica (skin) | 1 | 15.230 | B |

Means that do not share a letter are significantly different.

Name = Gavia pacifica subtracted from:

| Name | Difference of Means | SE of Difference | T-Value | Adjusted P-Value |
|-----------------------|---------------------|------------------|---------|------------------|
| Gavia pacifica (skin) | -3.003 | 0.1988 | -15.11 | 0.0044 |

Grouping Information Using Tukey Method and 95.0% Confidence for LoPhII,IV

| Name | N | Mean | Grouping |
|-----------------------|---|--------|----------|
| Gavia pacifica | 3 | 18.233 | A |
| Gavia pacifica (skin) | 1 | 15.230 | B |

Means that do not share a letter are significantly different.

Name = Gavia pacifica subtracted from:

| Name | Difference of Means | SE of Difference | T-Value | Adjusted P-Value |
|-----------------------|---------------------|------------------|---------|------------------|
| Gavia pacifica (skin) | -3.003 | 0.1988 | -15.11 | 0.0044 |

Grouping Information Using Bonferroni Method and 95.0% Confidence for LoPhIII,IV

| Name | N | Mean | Grouping |
|-----------------------|---|--------|----------|
| Gavia pacifica (skin) | 1 | 16.880 | A |
| Gavia pacifica | 3 | 16.697 | A |

Means that do not share a letter are significantly different.

Name = Gavia pacifica subtracted from:

| Name | Difference of Means | SE of Difference | T-Value | Adjusted P-Value |
|-----------------------|---------------------|------------------|---------|------------------|
| Gavia pacifica (skin) | 0.1833 | 0.6068 | 0.3021 | 0.7911 |

Grouping Information Using Tukey Method and 95.0% Confidence for LoPhIII,IV

| Name | N | Mean | Grouping |
|-----------------------|---|--------|----------|
| Gavia pacifica (skin) | 1 | 16.880 | A |
| Gavia pacifica | 3 | 16.697 | A |

Means that do not share a letter are significantly different.

Name = Gavia pacifica subtracted from:

| Name | Difference of Means | SE of Difference | T-Value | Adjusted P-Value |
|-----------------------|---------------------|------------------|---------|------------------|
| Gavia pacifica (skin) | 0.1833 | 0.6068 | 0.3021 | 0.7911 |

Grouping Information Using Bonferroni Method and 95.0% Confidence for LoPhIV,IV

| Name | N | Mean | Grouping |
|-----------------------|---|--------|----------|
| Gavia pacifica (skin) | 1 | 24.040 | A |
| Gavia pacifica | 3 | 19.347 | B |

Means that do not share a letter are significantly different.

Name = Gavia pacifica subtracted from:

| Name | Difference of Means | SE of Difference | T-Value | Adjusted P-Value |
|-----------------------|---------------------|------------------|---------|------------------|
| Gavia pacifica (skin) | 4.693 | 0.5154 | 9.106 | 0.0118 |

Grouping Information Using Tukey Method and 95.0% Confidence for LoPhIV,IV

| Name | N | Mean | Grouping |
|-----------------------|---|--------|----------|
| Gavia pacifica (skin) | 1 | 24.040 | A |
| Gavia pacifica | 3 | 19.347 | B |

Means that do not share a letter are significantly different.

Name = Gavia pacifica subtracted from:

| Name | Difference of Means | SE of Difference | T-Value | Adjusted P-Value |
|-----------------------|---------------------|------------------|---------|------------------|
| Gavia pacifica (skin) | 4.693 | 0.5154 | 9.106 | 0.0119 |

Grouping Information Using Bonferroni Method and 95.0% Confidence for Foot Length

| Name | N | Mean | Grouping |
|-----------------------|---|---------|----------|
| Gavia pacifica (skin) | 1 | 102.800 | A |
| Gavia pacifica | 3 | 94.840 | A |

Means that do not share a letter are significantly different.

Name = Gavia pacifica subtracted from:

| Name | Difference of Means | SE of Difference | T-Value | Adjusted P-Value |
|-----------------------|---------------------|------------------|---------|------------------|
| Gavia pacifica (skin) | 7.960 | 2.704 | 2.944 | 0.0986 |

Grouping Information Using Tukey Method and 95.0% Confidence for Foot Length

| Name | N | Mean | Grouping |
|-----------------------|---|---------|----------|
| Gavia pacifica (skin) | 1 | 102.800 | A |
| Gavia pacifica | 3 | 94.840 | A |

Means that do not share a letter are significantly different.

Name = Gavia pacifica subtracted from:

| Name | Difference of Means | SE of Difference | T-Value | Adjusted P-Value |
|-----------------------|---------------------|------------------|---------|------------------|
| Gavia pacifica (skin) | 7.960 | 2.704 | 2.944 | 0.0986 |

Grouping Information Using Bonferroni Method and 95.0% Confidence for Lotmt

| Name | N | Mean | Grouping |
|------|---|------|----------|
|------|---|------|----------|

| | | | |
|-----------------------|---|--------|---|
| Gavia pacifica (skin) | 1 | 84.440 | A |
| Gavia pacifica | 3 | 72.847 | B |

Means that do not share a letter are significantly different.

Name = Gavia pacifica subtracted from:

| Name | Difference of Means | SE of Difference | T-Value | Adjusted P-Value |
|-----------------------|---------------------|------------------|---------|------------------|
| Gavia pacifica (skin) | 11.59 | 1.087 | 10.66 | 0.0087 |

Grouping Information Using Tukey Method and 95.0% Confidence for Lotmt

| Name | N | Mean | Grouping |
|-----------------------|---|--------|----------|
| Gavia pacifica (skin) | 1 | 84.440 | A |
| Gavia pacifica | 3 | 72.847 | B |

Means that do not share a letter are significantly different.

Name = Gavia pacifica subtracted from:

| Name | Difference of Means | SE of Difference | T-Value | Adjusted P-Value |
|-----------------------|---------------------|------------------|---------|------------------|
| Gavia pacifica (skin) | 11.59 | 1.087 | 10.66 | 0.0087 |

Grouping Information Using Bonferroni Method and 95.0% Confidence for Wotmt@prox

| Name | N | Mean | Grouping |
|-----------------------|---|--------|----------|
| Gavia pacifica (skin) | 1 | 14.780 | A |
| Gavia pacifica | 3 | 12.253 | B |

Means that do not share a letter are significantly different.

Name = Gavia pacifica subtracted from:

| Name | Difference of Means | SE of Difference | T-Value | Adjusted P-Value |
|-----------------------|---------------------|------------------|---------|------------------|
| Gavia pacifica (skin) | 2.527 | 0.1471 | 17.17 | 0.0034 |

Grouping Information Using Tukey Method and 95.0% Confidence for Wotmt@prox

| Name | N | Mean | Grouping |
|-----------------------|---|--------|----------|
| Gavia pacifica (skin) | 1 | 14.780 | A |
| Gavia pacifica | 3 | 12.253 | B |

Means that do not share a letter are significantly different.

Name = Gavia pacifica subtracted from:

| Name | Difference of Means | SE of Difference | T-Value | Adjusted P-Value |
|-----------------------|---------------------|------------------|---------|------------------|
| Gavia pacifica (skin) | 2.527 | 0.1471 | 17.17 | 0.0034 |

Grouping Information Using Bonferroni Method and 95.0% Confidence for Wotmt@cond

| Name | N | Mean | Grouping |
|-----------------------|---|--------|----------|
| Gavia pacifica (skin) | 1 | 10.250 | A |

Gavia pacifica 3 9.210 A

Means that do not share a letter are significantly different.

Name = Gavia pacifica subtracted from:

| Name | Difference of Means | SE of Difference | T-Value | Adjusted P-Value |
|-----------------------|---------------------|------------------|---------|------------------|
| Gavia pacifica (skin) | 1.040 | 0.6034 | 1.723 | 0.2269 |

Grouping Information Using Tukey Method and 95.0% Confidence for Wotmt@cond

| Name | N | Mean | Grouping |
|-----------------------|---|--------|----------|
| Gavia pacifica (skin) | 1 | 10.250 | A |
| Gavia pacifica | 3 | 9.210 | A |

Means that do not share a letter are significantly different.

Name = Gavia pacifica subtracted from:

| Name | Difference of Means | SE of Difference | T-Value | Adjusted P-Value |
|-----------------------|---------------------|------------------|---------|------------------|
| Gavia pacifica (skin) | 1.040 | 0.6034 | 1.723 | 0.2270 |

General Linear Model: LoDI, LoDII, ... versus Name

* WARNING * Not all response variables have the same missing value pattern. You would get different univariate results if you ran this command separately for each of these response variables. See the Help topic 'missing values' for details.

| Factor | Type | Levels | Values |
|--------|-------|--------|---|
| Name | fixed | 2 | Lecucophaeus pipixcan, Lecucophaeus pipixcan (skin) |

Analysis of Variance for LoDI, using Adjusted SS for Tests

| Source | DF | Seq SS | Adj SS | Adj MS | F | P |
|--------|----|--------|--------|--------|-------|-------|
| Name | 1 | 5.5488 | 5.5488 | 5.5488 | 24.72 | 0.126 |
| Error | 1 | 0.2244 | 0.2244 | 0.2244 | | |
| Total | 2 | 5.7733 | | | | |

S = 0.473762 R-Sq = 96.11% R-Sq(adj) = 92.22%

Unusual Observations for LoDI

| Obs | LoDI | Fit | SE Fit | Residual | St Resid |
|-----|---------|---------|---------|----------|----------|
| 5 | 6.19000 | 6.19000 | 0.47376 | 0.00000 | * X |

X denotes an observation whose X value gives it large leverage.

Analysis of Variance for LoDII, using Adjusted SS for Tests

| Source | DF | Seq SS | Adj SS | Adj MS | F | P |
|--------|----|--------|--------|--------|------|-------|
| Name | 1 | 4.133 | 4.133 | 4.133 | 2.73 | 0.346 |

| | | | | |
|-------|---|-------|-------|-------|
| Error | 1 | 1.514 | 1.514 | 1.514 |
| Total | 2 | 5.647 | | |

S = 1.23037 R-Sq = 73.19% R-Sq(adj) = 46.39%

Unusual Observations for LoDII

| Obs | LoDII | Fit | SE Fit | Residual | St Resid |
|-----|---------|---------|--------|----------|----------|
| 5 | 22.0100 | 22.0100 | 1.2304 | -0.0000 | * X |

X denotes an observation whose X value gives it large leverage.

Analysis of Variance for LoDIII, using Adjusted SS for Tests

| Source | DF | Seq SS | Adj SS | Adj MS | F | P |
|--------|----|--------|--------|--------|------|-------|
| Name | 1 | 1.344 | 1.344 | 1.344 | 0.34 | 0.665 |
| Error | 1 | 3.976 | 3.976 | 3.976 | | |
| Total | 2 | 5.320 | | | | |

S = 1.99404 R-Sq = 25.27% R-Sq(adj) = 0.00%

Unusual Observations for LoDIII

| Obs | LoDIII | Fit | SE Fit | Residual | St Resid |
|-----|---------|---------|--------|----------|----------|
| 5 | 30.2000 | 30.2000 | 1.9940 | 0.0000 | * X |

X denotes an observation whose X value gives it large leverage.

Analysis of Variance for LoDIV, using Adjusted SS for Tests

| Source | DF | Seq SS | Adj SS | Adj MS | F | P |
|--------|----|--------|--------|--------|------|-------|
| Name | 1 | 0.0400 | 0.0400 | 0.0400 | 0.07 | 0.838 |
| Error | 1 | 0.5940 | 0.5940 | 0.5940 | | |
| Total | 2 | 0.6341 | | | | |

S = 0.770746 R-Sq = 6.31% R-Sq(adj) = 0.00%

Unusual Observations for LoDIV

| Obs | LoDIV | Fit | SE Fit | Residual | St Resid |
|-----|---------|---------|--------|----------|----------|
| 5 | 30.2000 | 30.2000 | 0.7707 | 0.0000 | * X |

X denotes an observation whose X value gives it large leverage.

Analysis of Variance for W@Pjoint II, using Adjusted SS for Tests

| Source | DF | Seq SS | Adj SS | Adj MS | F | P |
|--------|----|---------|---------|---------|------|-------|
| Name | 1 | 0.00735 | 0.00735 | 0.00735 | 0.65 | 0.567 |
| Error | 1 | 0.01125 | 0.01125 | 0.01125 | | |
| Total | 2 | 0.01860 | | | | |

S = 0.106066 R-Sq = 39.52% R-Sq(adj) = 0.00%

Unusual Observations for W@Pjoint II

| Obs | W@Pjoint II | Fit | SE Fit | Residual | St Resid |
|-----|-------------|---------|---------|----------|----------|
| 5 | 1.82000 | 1.82000 | 0.10607 | 0.00000 | * X |

X denotes an observation whose X value gives it large leverage.

Analysis of Variance for W@Pjoint III, using Adjusted SS for Tests

| Source | DF | Seq SS | Adj SS | Adj MS | F | P |
|--------|----|---------|---------|---------|-------|-------|
| Name | 1 | 0.28167 | 0.28167 | 0.28167 | 88.02 | 0.068 |
| Error | 1 | 0.00320 | 0.00320 | 0.00320 | | |
| Total | 2 | 0.28487 | | | | |

S = 0.0565685 R-Sq = 98.88% R-Sq(adj) = 97.75%

Unusual Observations for W@Pjoint III

| Obs | W@Pjoint III | Fit | SE Fit | Residual | St Resid |
|-----|--------------|---------|---------|----------|----------|
| 5 | 2.81000 | 2.81000 | 0.05657 | 0.00000 | * X |

X denotes an observation whose X value gives it large leverage.

Analysis of Variance for W@Pjoint IV, using Adjusted SS for Tests

| Source | DF | Seq SS | Adj SS | Adj MS | F | P |
|--------|----|---------|---------|---------|--------|-------|
| Name | 1 | 0.12615 | 0.12615 | 0.12615 | 100.92 | 0.063 |
| Error | 1 | 0.00125 | 0.00125 | 0.00125 | | |
| Total | 2 | 0.12740 | | | | |

S = 0.0353553 R-Sq = 99.02% R-Sq(adj) = 98.04%

Unusual Observations for W@Pjoint IV

| Obs | W@Pjoint IV | Fit | SE Fit | Residual | St Resid |
|-----|-------------|---------|---------|----------|----------|
| 5 | 2.21000 | 2.21000 | 0.03536 | 0.00000 | * X |

X denotes an observation whose X value gives it large leverage.

Analysis of Variance for W@2joint III, using Adjusted SS for Tests

| Source | DF | Seq SS | Adj SS | Adj MS | F | P |
|--------|----|---------|---------|---------|-------|-------|
| Name | 1 | 0.57660 | 0.57660 | 0.57660 | 80.08 | 0.071 |
| Error | 1 | 0.00720 | 0.00720 | 0.00720 | | |
| Total | 2 | 0.58380 | | | | |

S = 0.0848528 R-Sq = 98.77% R-Sq(adj) = 97.53%

Unusual Observations for W@2joint III

| Obs | W@2joint III | Fit | SE Fit | Residual | St Resid |
|-----|--------------|---------|---------|----------|----------|
| 5 | 2.82000 | 2.82000 | 0.08485 | 0.00000 | * X |

X denotes an observation whose X value gives it large leverage.

Analysis of Variance for W@2joint IV, using Adjusted SS for Tests

| Source | DF | Seq SS | Adj SS | Adj MS | F | P |
|--------|----|---------|---------|---------|-------|-------|
| Name | 1 | 0.35527 | 0.35527 | 0.35527 | 27.76 | 0.119 |
| Error | 1 | 0.01280 | 0.01280 | 0.01280 | | |
| Total | 2 | 0.36807 | | | | |

S = 0.113137 R-Sq = 96.52% R-Sq(adj) = 93.04%

Unusual Observations for W@2joint IV

| Obs | W@2joint IV | Fit | SE Fit | Residual | St Resid |
|-----|-------------|---------|---------|----------|----------|
| 5 | 2.20000 | 2.20000 | 0.11314 | 0.00000 | * X |

X denotes an observation whose X value gives it large leverage.

Analysis of Variance for W@3joint IV, using Adjusted SS for Tests

| Source | DF | Seq SS | Adj SS | Adj MS | F | P |
|--------|----|---------|---------|---------|-------|-------|
| Name | 1 | 0.27735 | 0.27735 | 0.27735 | 32.82 | 0.110 |
| Error | 1 | 0.00845 | 0.00845 | 0.00845 | | |
| Total | 2 | 0.28580 | | | | |

S = 0.0919239 R-Sq = 97.04% R-Sq(adj) = 94.09%

Unusual Observations for W@3joint IV

| Obs | W@3joint IV | Fit | SE Fit | Residual | St Resid |
|-----|-------------|---------|---------|----------|----------|
| 5 | 1.84000 | 1.84000 | 0.09192 | 0.00000 | * X |

X denotes an observation whose X value gives it large leverage.

Analysis of Variance for LoPhI,II, using Adjusted SS for Tests

| Source | DF | Seq SS | Adj SS | Adj MS | F | P |
|--------|----|--------|--------|--------|-------|-------|
| Name | 1 | 31.099 | 31.099 | 31.099 | 92.50 | 0.066 |
| Error | 1 | 0.336 | 0.336 | 0.336 | | |
| Total | 2 | 31.435 | | | | |

S = 0.579828 R-Sq = 98.93% R-Sq(adj) = 97.86%

Unusual Observations for LoPhI,II

| Obs | LoPhI,II | Fit | SE Fit | Residual | St Resid |
|-----|----------|--------|--------|----------|----------|
| 5 | 6.2800 | 6.2800 | 0.5798 | -0.0000 | * X |

X denotes an observation whose X value gives it large leverage.

Analysis of Variance for LoPhII,II, using Adjusted SS for Tests

| Source | DF | Seq SS | Adj SS | Adj MS | F | P |
|--------|----|---------|---------|---------|---------|-------|
| Name | 1 | 0.54602 | 0.54602 | 0.54602 | 1213.37 | 0.018 |
| Error | 1 | 0.00045 | 0.00045 | 0.00045 | | |
| Total | 2 | 0.54647 | | | | |

S = 0.0212132 R-Sq = 99.92% R-Sq(adj) = 99.84%

Unusual Observations for LoPhII,II

| Obs | LoPhII,II | Fit | SE Fit | Residual | St Resid |
|-----|-----------|---------|--------|----------|----------|
| 5 | 12.3200 | 12.3200 | 0.0212 | 0.0000 | * X |

X denotes an observation whose X value gives it large leverage.

Analysis of Variance for LoPhI,III, using Adjusted SS for Tests

| Source | DF | Seq SS | Adj SS | Adj MS | F | P |
|--------|----|--------|--------|--------|------|-------|
| Name | 1 | 2.7338 | 2.7338 | 2.7338 | 2.75 | 0.345 |
| Error | 1 | 0.9940 | 0.9940 | 0.9940 | | |
| Total | 2 | 3.7278 | | | | |

S = 0.997021 R-Sq = 73.33% R-Sq(adj) = 46.67%

Unusual Observations for LoPhI,III

| Obs | LoPhI,III | Fit | SE Fit | Residual | St Resid |
|-----|-----------|---------|--------|----------|----------|
| 5 | 13.0300 | 13.0300 | 0.9970 | -0.0000 | * X |

X denotes an observation whose X value gives it large leverage.

Analysis of Variance for LoPhII,III, using Adjusted SS for Tests

| Source | DF | Seq SS | Adj SS | Adj MS | F | P |
|--------|----|--------|--------|--------|-------|-------|
| Name | 1 | 4.8062 | 4.8062 | 4.8062 | 24.22 | 0.128 |
| Error | 1 | 0.1984 | 0.1984 | 0.1984 | | |
| Total | 2 | 5.0046 | | | | |

S = 0.445477 R-Sq = 96.03% R-Sq(adj) = 92.07%

Unusual Observations for LoPhII,III

| Obs | LoPhII,III | Fit | SE Fit | Residual | St Resid |
|-----|------------|--------|--------|----------|----------|
| 5 | 7.0100 | 7.0100 | 0.4455 | 0.0000 | * X |

X denotes an observation whose X value gives it large leverage.

Analysis of Variance for LoPhIII,III, using Adjusted SS for Tests

| Source | DF | Seq SS | Adj SS | Adj MS | F | P |
|--------|----|--------|--------|--------|------|-------|
| Name | 1 | 0.6734 | 0.6734 | 0.6734 | 0.74 | 0.548 |
| Error | 1 | 0.9113 | 0.9113 | 0.9113 | | |
| Total | 2 | 1.5846 | | | | |

S = 0.954594 R-Sq = 42.49% R-Sq(adj) = 0.00%

Unusual Observations for LoPhIII,III

| Obs | LoPhIII,III | Fit | SE Fit | Residual | St Resid |
|-----|-------------|---------|---------|----------|----------|
| 5 | 8.88000 | 8.88000 | 0.95459 | 0.00000 | * X |

X denotes an observation whose X value gives it large leverage.

Analysis of Variance for LoPhI,IV, using Adjusted SS for Tests

| Source | DF | Seq SS | Adj SS | Adj MS | F | P |
|--------|----|--------|--------|--------|------|-------|
| Name | 1 | 0.0067 | 0.0067 | 0.0067 | 0.01 | 0.931 |
| Error | 1 | 0.5618 | 0.5618 | 0.5618 | | |
| Total | 2 | 0.5685 | | | | |

S = 0.749533 R-Sq = 1.17% R-Sq(adj) = 0.00%

Unusual Observations for LoPhI,IV

| Obs | LoPhI,IV | Fit | SE Fit | Residual | St Resid |
|-----|----------|---------|--------|----------|----------|
| 5 | 10.7700 | 10.7700 | 0.7495 | 0.0000 | * X |

X denotes an observation whose X value gives it large leverage.

Analysis of Variance for LoPhII,IV, using Adjusted SS for Tests

| Source | DF | Seq SS | Adj SS | Adj MS | F | P |
|--------|----|---------|---------|---------|------|-------|
| Name | 1 | 0.05227 | 0.05227 | 0.05227 | 0.59 | 0.582 |
| Error | 1 | 0.08820 | 0.08820 | 0.08820 | | |
| Total | 2 | 0.14047 | | | | |

S = 0.296985 R-Sq = 37.21% R-Sq(adj) = 0.00%

Unusual Observations for LoPhII,IV

| Obs | LoPhII,IV | Fit | SE Fit | Residual | St Resid |
|-----|-----------|---------|---------|----------|----------|
| 5 | 7.24000 | 7.24000 | 0.29698 | 0.00000 | * X |

X denotes an observation whose X value gives it large leverage.

Analysis of Variance for LoPhIII,IV, using Adjusted SS for Tests

| Source | DF | Seq SS | Adj SS | Adj MS | F | P |
|--------|----|----------|----------|----------|-------|-------|
| Name | 1 | 0.021600 | 0.021600 | 0.021600 | 12.00 | 0.179 |
| Error | 1 | 0.001800 | 0.001800 | 0.001800 | | |
| Total | 2 | 0.023400 | | | | |

S = 0.0424264 R-Sq = 92.31% R-Sq(adj) = 84.62%

Unusual Observations for LoPhIII,IV

| Obs | LoPhIII,IV | Fit | SE Fit | Residual | St Resid |
|-----|------------|---------|---------|----------|----------|
| 5 | 7.09000 | 7.09000 | 0.04243 | 0.00000 | * X |

X denotes an observation whose X value gives it large leverage.

Analysis of Variance for LoPhIV,IV, using Adjusted SS for Tests

| Source | DF | Seq SS | Adj SS | Adj MS | F | P |
|--------|----|---------|---------|---------|-------|-------|
| Name | 1 | 0.29040 | 0.29040 | 0.29040 | 58.08 | 0.083 |
| Error | 1 | 0.00500 | 0.00500 | 0.00500 | | |
| Total | 2 | 0.29540 | | | | |

S = 0.0707107 R-Sq = 98.31% R-Sq(adj) = 96.61%

Unusual Observations for LoPhIV,IV

| Obs | LoPhIV,IV | Fit | SE Fit | Residual | St Resid |
|-----|-----------|---------|---------|----------|----------|
| 5 | 5.58000 | 5.58000 | 0.07071 | 0.00000 | * X |

X denotes an observation whose X value gives it large leverage.

Analysis of Variance for Foot Length, using Adjusted SS for Tests

| Source | DF | Seq SS | Adj SS | Adj MS | F | P |
|--------|----|--------|--------|--------|------|-------|
| Name | 1 | 1.643 | 1.643 | 1.643 | 0.26 | 0.702 |
| Error | 1 | 6.408 | 6.408 | 6.408 | | |
| Total | 2 | 8.051 | | | | |

S = 2.53144 R-Sq = 20.41% R-Sq(adj) = 0.00%

Unusual Observations for Foot Length

| Obs | Foot Length | Fit | SE Fit | Residual | St Resid |
|-----|-------------|---------|--------|----------|----------|
| 5 | 38.3600 | 38.3600 | 2.5314 | 0.0000 | * X |

X denotes an observation whose X value gives it large leverage.

Analysis of Variance for Lotmt, using Adjusted SS for Tests

| Source | DF | Seq SS | Adj SS | Adj MS | F | P |
|--------|----|--------|--------|--------|------|-------|
| Name | 1 | 9.985 | 9.985 | 9.985 | 4.13 | 0.291 |
| Error | 1 | 2.420 | 2.420 | 2.420 | | |
| Total | 2 | 12.405 | | | | |

S = 1.55563 R-Sq = 80.49% R-Sq(adj) = 60.98%

Unusual Observations for Lotmt

| Obs | Lotmt | Fit | SE Fit | Residual | St Resid |
|-----|---------|---------|--------|----------|----------|
| 5 | 48.2000 | 48.2000 | 1.5556 | 0.0000 | * X |

X denotes an observation whose X value gives it large leverage.

Analysis of Variance for Wotmt@prox, using Adjusted SS for Tests

| Source | DF | Seq SS | Adj SS | Adj MS | F | P |
|--------|----|--------|--------|--------|-------|-------|
| Name | 1 | 1.1704 | 1.1704 | 1.1704 | 81.00 | 0.070 |
| Error | 1 | 0.0145 | 0.0145 | 0.0145 | | |
| Total | 2 | 1.1849 | | | | |

S = 0.120208 R-Sq = 98.78% R-Sq(adj) = 97.56%

Unusual Observations for Wotmt@prox

| Obs | Wotmt@prox | Fit | SE Fit | Residual | St Resid |
|-----|------------|---------|---------|----------|----------|
| 5 | 5.43000 | 5.43000 | 0.12021 | 0.00000 | * X |

X denotes an observation whose X value gives it large leverage.

Analysis of Variance for Wotmt@cond, using Adjusted SS for Tests

| Source | DF | Seq SS | Adj SS | Adj MS | F | P |
|--------|----|--------|--------|--------|------|-------|
| Name | 1 | 0.0181 | 0.0181 | 0.0181 | 0.16 | 0.755 |
| Error | 1 | 0.1105 | 0.1105 | 0.1105 | | |
| Total | 2 | 0.1286 | | | | |

S = 0.332340 R-Sq = 14.11% R-Sq(adj) = 0.00%

Unusual Observations for Wotmt@cond

| Obs | Wotmt@cond | Fit | SE Fit | Residual | St Resid |
|-----|------------|---------|---------|----------|----------|
| 5 | 6.13000 | 6.13000 | 0.33234 | -0.00000 | * X |

X denotes an observation whose X value gives it large leverage.

Grouping Information Using Bonferroni Method and 95.0% Confidence for LoDI

| Name | N | Mean | Grouping |
|------------------------------|---|-------|----------|
| Lecucophaeus pipixcan (skin) | 1 | 6.190 | A |
| Lecucophaeus pipixcan | 2 | 3.305 | A |

Means that do not share a letter are significantly different.

Name = Lecucophaeus pipixcan subtracted from:

| Name | Difference of Means | SE of Difference | T-Value | Adjusted P-Value |
|------------------------------|------------------------|---------------------|---------|---------------------|
| Lecucophaeus pipixcan (skin) | 2.885 | 0.5802 | 4.972 | 0.1264 |

Grouping Information Using Tukey Method and 95.0% Confidence for LoDI

| Name | N | Mean | Grouping |
|------------------------------|---|-------|----------|
| Lecucophaeus pipixcan (skin) | 1 | 6.190 | A |
| Lecucophaeus pipixcan | 2 | 3.305 | A |

Means that do not share a letter are significantly different.

Name = Lecucophaeus pipixcan subtracted from:

| Name | Difference of Means | SE of Difference | T-Value | Adjusted P-Value |
|------------------------------|------------------------|---------------------|---------|---------------------|
| Lecucophaeus pipixcan (skin) | 2.885 | 0.5802 | 4.972 | 0.1264 |

Grouping Information Using Bonferroni Method and 95.0% Confidence for LoDII

| Name | N | Mean | Grouping |
|------------------------------|---|--------|----------|
| Lecucophaeus pipixcan | 2 | 24.500 | A |
| Lecucophaeus pipixcan (skin) | 1 | 22.010 | A |

Means that do not share a letter are significantly different.

Name = Lecucophaeus pipixcan subtracted from:

| Name | Difference of Means | SE of Difference | T-Value | Adjusted P-Value |
|------------------------------|------------------------|---------------------|---------|---------------------|
| Lecucophaeus pipixcan (skin) | -2.490 | 1.507 | -1.652 | 0.3465 |

Grouping Information Using Tukey Method and 95.0% Confidence for LoDII

| Name | N | Mean | Grouping |
|------------------------------|---|--------|----------|
| Lecucophaeus pipixcan | 2 | 24.500 | A |
| Lecucophaeus pipixcan (skin) | 1 | 22.010 | A |

Means that do not share a letter are significantly different.

Name = Lecucophaeus pipixcan subtracted from:

| Name | Difference of Means | SE of Difference | T-Value | Adjusted P-Value |
|------------------------------|------------------------|---------------------|---------|---------------------|
| Lecucophaeus pipixcan (skin) | -2.490 | 1.507 | -1.652 | 0.3465 |

Grouping Information Using Bonferroni Method and 95.0% Confidence for LoDIII

| Name | N | Mean | Grouping |
|------------------------------|---|--------|----------|
| Lecucophaeus pipixcan | 2 | 31.620 | A |
| Lecucophaeus pipixcan (skin) | 1 | 30.200 | A |

Means that do not share a letter are significantly different.

Name = Lecucophaeus pipixcan subtracted from:

| Name | Difference of Means | SE of Difference | T-Value | Adjusted P-Value |
|------------------------------|---------------------|------------------|---------|------------------|
| Lecucophaeus pipixcan (skin) | -1.420 | 2.442 | -0.5814 | 0.6647 |

Grouping Information Using Tukey Method and 95.0% Confidence for LoDIII

| Name | N | Mean | Grouping |
|------------------------------|---|--------|----------|
| Lecucophaeus pipixcan | 2 | 31.620 | A |
| Lecucophaeus pipixcan (skin) | 1 | 30.200 | A |

Means that do not share a letter are significantly different.

Name = Lecucophaeus pipixcan subtracted from:

| Name | Difference of Means | SE of Difference | T-Value | Adjusted P-Value |
|------------------------------|---------------------|------------------|---------|------------------|
| Lecucophaeus pipixcan (skin) | -1.420 | 2.442 | -0.5814 | 0.6647 |

Grouping Information Using Bonferroni Method and 95.0% Confidence for LoDIV

| Name | N | Mean | Grouping |
|------------------------------|---|--------|----------|
| Lecucophaeus pipixcan | 2 | 30.445 | A |
| Lecucophaeus pipixcan (skin) | 1 | 30.200 | A |

Means that do not share a letter are significantly different.

Name = Lecucophaeus pipixcan subtracted from:

| Name | Difference of Means | SE of Difference | T-Value | Adjusted P-Value |
|------------------------------|---------------------|------------------|---------|------------------|
| Lecucophaeus pipixcan (skin) | -0.2450 | 0.9440 | -0.2595 | 0.8383 |

Grouping Information Using Tukey Method and 95.0% Confidence for LoDIV

| Name | N | Mean | Grouping |
|------------------------------|---|--------|----------|
| Lecucophaeus pipixcan | 2 | 30.445 | A |
| Lecucophaeus pipixcan (skin) | 1 | 30.200 | A |

Means that do not share a letter are significantly different.

Name = Lecucophaeus pipixcan subtracted from:

| Name | Difference of Means | SE of Difference | T-Value | Adjusted P-Value |
|------------------------------|---------------------|------------------|---------|------------------|
| Lecucophaeus pipixcan (skin) | -0.2450 | 0.9440 | -0.2595 | 0.8383 |

Grouping Information Using Bonferroni Method and 95.0% Confidence for W@Pjoint II

| Name | N | Mean | Grouping |
|------------------------------|---|-------|----------|
| Lecucophaeus pipixcan (skin) | 1 | 1.820 | A |
| Lecucophaeus pipixcan | 2 | 1.715 | A |

Means that do not share a letter are significantly different.

Name = Lecucophaeus pipixcan subtracted from:

| Name | Difference of Means | SE of Difference | T-Value | Adjusted P-Value |
|------------------------------|------------------------|---------------------|---------|---------------------|
| Lecucophaeus pipixcan (skin) | 0.1050 | 0.1299 | 0.8083 | 0.5672 |

Grouping Information Using Tukey Method and 95.0% Confidence for W@Pjoint II

| Name | N | Mean | Grouping |
|------------------------------|---|-------|----------|
| Lecucophaeus pipixcan (skin) | 1 | 1.820 | A |
| Lecucophaeus pipixcan | 2 | 1.715 | A |

Means that do not share a letter are significantly different.

Name = Lecucophaeus pipixcan subtracted from:

| Name | Difference of Means | SE of Difference | T-Value | Adjusted P-Value |
|------------------------------|------------------------|---------------------|---------|---------------------|
| Lecucophaeus pipixcan (skin) | 0.1050 | 0.1299 | 0.8083 | 0.5672 |

Grouping Information Using Bonferroni Method and 95.0% Confidence for W@Pjoint III

| Name | N | Mean | Grouping |
|------------------------------|---|-------|----------|
| Lecucophaeus pipixcan (skin) | 1 | 2.810 | A |
| Lecucophaeus pipixcan | 2 | 2.160 | A |

Means that do not share a letter are significantly different.

Name = Lecucophaeus pipixcan subtracted from:

| Name | Difference of Means | SE of Difference | T-Value | Adjusted P-Value |
|------------------------------|------------------------|---------------------|---------|---------------------|
| Lecucophaeus pipixcan (skin) | 0.6500 | 0.06928 | 9.382 | 0.0676 |

Grouping Information Using Tukey Method and 95.0% Confidence for W@Pjoint III

| Name | N | Mean | Grouping |
|------------------------------|---|-------|----------|
| Lecucophaeus pipixcan (skin) | 1 | 2.810 | A |
| Lecucophaeus pipixcan | 2 | 2.160 | A |

Means that do not share a letter are significantly different.

Name = Lecucophaeus pipixcan subtracted from:

| Name | Difference of Means | SE of Difference | T-Value | Adjusted P-Value |
|------------------------------|------------------------|---------------------|---------|---------------------|
| Lecucophaeus pipixcan (skin) | 0.6500 | 0.06928 | 9.382 | 0.0676 |

Grouping Information Using Bonferroni Method and 95.0% Confidence for W@Pjoint IV

| Name | N | Mean | Grouping |
|------------------------------|---|-------|----------|
| Lecucophaeus pipixcan (skin) | 1 | 2.210 | A |
| Lecucophaeus pipixcan | 2 | 1.775 | A |

Means that do not share a letter are significantly different.

Name = Lecucophaeus pipixcan subtracted from:

| Difference | SE of | Adjusted |
|------------|-------|----------|
|------------|-------|----------|

| Name | of Means | Difference | T-Value | P-Value |
|------------------------------|----------|------------|---------|---------|
| Lecucophaeus pipixcan (skin) | 0.4350 | 0.04330 | 10.05 | 0.0632 |

Grouping Information Using Tukey Method and 95.0% Confidence for W@Pjoint IV

| Name | N | Mean | Grouping |
|------------------------------|---|-------|----------|
| Lecucophaeus pipixcan (skin) | 1 | 2.210 | A |
| Lecucophaeus pipixcan | 2 | 1.775 | A |

Means that do not share a letter are significantly different.

Name = Lecucophaeus pipixcan subtracted from:

| Name | Difference of Means | SE of Difference | T-Value | Adjusted P-Value |
|------------------------------|---------------------|------------------|---------|------------------|
| Lecucophaeus pipixcan (skin) | 0.4350 | 0.04330 | 10.05 | 0.0632 |

Grouping Information Using Bonferroni Method and 95.0% Confidence for W@2joint III

| Name | N | Mean | Grouping |
|------------------------------|---|-------|----------|
| Lecucophaeus pipixcan (skin) | 1 | 2.820 | A |
| Lecucophaeus pipixcan | 2 | 1.890 | A |

Means that do not share a letter are significantly different.

Name = Lecucophaeus pipixcan subtracted from:

| Name | Difference of Means | SE of Difference | T-Value | Adjusted P-Value |
|------------------------------|---------------------|------------------|---------|------------------|
| Lecucophaeus pipixcan (skin) | 0.9300 | 0.1039 | 8.949 | 0.0708 |

Grouping Information Using Tukey Method and 95.0% Confidence for W@2joint III

| Name | N | Mean | Grouping |
|------------------------------|---|-------|----------|
| Lecucophaeus pipixcan (skin) | 1 | 2.820 | A |
| Lecucophaeus pipixcan | 2 | 1.890 | A |

Means that do not share a letter are significantly different.

Name = Lecucophaeus pipixcan subtracted from:

| Name | Difference of Means | SE of Difference | T-Value | Adjusted P-Value |
|------------------------------|---------------------|------------------|---------|------------------|
| Lecucophaeus pipixcan (skin) | 0.9300 | 0.1039 | 8.949 | 0.0709 |

Grouping Information Using Bonferroni Method and 95.0% Confidence for W@2joint IV

| Name | N | Mean | Grouping |
|------------------------------|---|-------|----------|
| Lecucophaeus pipixcan (skin) | 1 | 2.200 | A |
| Lecucophaeus pipixcan | 2 | 1.470 | A |

Means that do not share a letter are significantly different.

Name = Lecucophaeus pipixcan subtracted from:

| Name | Difference of Means | SE of Difference | T-Value | Adjusted P-Value |
|------|---------------------|------------------|---------|------------------|
|------|---------------------|------------------|---------|------------------|

Lecucophaeus pipixcan (skin) 0.7300 0.1386 5.268 0.1194

Grouping Information Using Tukey Method and 95.0% Confidence for W@2joint IV

| Name | N | Mean | Grouping |
|------------------------------|---|-------|----------|
| Lecucophaeus pipixcan (skin) | 1 | 2.200 | A |
| Lecucophaeus pipixcan | 2 | 1.470 | A |

Means that do not share a letter are significantly different.

Name = Lecucophaeus pipixcan subtracted from:

| Name | Difference of Means | SE of Difference | T-Value | Adjusted P-Value |
|------------------------------|---------------------|------------------|---------|------------------|
| Lecucophaeus pipixcan (skin) | 0.7300 | 0.1386 | 5.268 | 0.1194 |

Grouping Information Using Bonferroni Method and 95.0% Confidence for W@3joint IV

| Name | N | Mean | Grouping |
|------------------------------|---|-------|----------|
| Lecucophaeus pipixcan (skin) | 1 | 1.840 | A |
| Lecucophaeus pipixcan | 2 | 1.195 | A |

Means that do not share a letter are significantly different.

Name = Lecucophaeus pipixcan subtracted from:

| Name | Difference of Means | SE of Difference | T-Value | Adjusted P-Value |
|------------------------------|---------------------|------------------|---------|------------------|
| Lecucophaeus pipixcan (skin) | 0.6450 | 0.1126 | 5.729 | 0.1100 |

Grouping Information Using Tukey Method and 95.0% Confidence for W@3joint IV

| Name | N | Mean | Grouping |
|------------------------------|---|-------|----------|
| Lecucophaeus pipixcan (skin) | 1 | 1.840 | A |
| Lecucophaeus pipixcan | 2 | 1.195 | A |

Means that do not share a letter are significantly different.

Name = Lecucophaeus pipixcan subtracted from:

| Name | Difference of Means | SE of Difference | T-Value | Adjusted P-Value |
|------------------------------|---------------------|------------------|---------|------------------|
| Lecucophaeus pipixcan (skin) | 0.6450 | 0.1126 | 5.729 | 0.1100 |

Grouping Information Using Bonferroni Method and 95.0% Confidence for LoPhI,II

| Name | N | Mean | Grouping |
|------------------------------|---|--------|----------|
| Lecucophaeus pipixcan | 2 | 13.110 | A |
| Lecucophaeus pipixcan (skin) | 1 | 6.280 | A |

Means that do not share a letter are significantly different.

Name = Lecucophaeus pipixcan subtracted from:

| Name | Difference of Means | SE of Difference | T-Value | Adjusted P-Value |
|------------------------------|---------------------|------------------|---------|------------------|
| Lecucophaeus pipixcan (skin) | -6.830 | 0.7101 | -9.618 | 0.0660 |

Grouping Information Using Tukey Method and 95.0% Confidence for LoPhI,II

| Name | N | Mean | Grouping |
|------------------------------|---|--------|----------|
| Lecucophaeus pipixcan | 2 | 13.110 | A |
| Lecucophaeus pipixcan (skin) | 1 | 6.280 | A |

Means that do not share a letter are significantly different.

Name = Lecucophaeus pipixcan subtracted from:

| Name | Difference of Means | SE of Difference | T-Value | Adjusted P-Value |
|------------------------------|---------------------|------------------|---------|------------------|
| Lecucophaeus pipixcan (skin) | -6.830 | 0.7101 | -9.618 | 0.0660 |

Grouping Information Using Bonferroni Method and 95.0% Confidence for LoPhII,II

| Name | N | Mean | Grouping |
|------------------------------|---|--------|----------|
| Lecucophaeus pipixcan (skin) | 1 | 12.320 | A |
| Lecucophaeus pipixcan | 2 | 11.415 | B |

Means that do not share a letter are significantly different.

Name = Lecucophaeus pipixcan subtracted from:

| Name | Difference of Means | SE of Difference | T-Value | Adjusted P-Value |
|------------------------------|---------------------|------------------|---------|------------------|
| Lecucophaeus pipixcan (skin) | 0.9050 | 0.02598 | 34.83 | 0.0183 |

Grouping Information Using Tukey Method and 95.0% Confidence for LoPhII,II

| Name | N | Mean | Grouping |
|------------------------------|---|--------|----------|
| Lecucophaeus pipixcan (skin) | 1 | 12.320 | A |
| Lecucophaeus pipixcan | 2 | 11.415 | B |

Means that do not share a letter are significantly different.

Name = Lecucophaeus pipixcan subtracted from:

| Name | Difference of Means | SE of Difference | T-Value | Adjusted P-Value |
|------------------------------|---------------------|------------------|---------|------------------|
| Lecucophaeus pipixcan (skin) | 0.9050 | 0.02598 | 34.83 | 0.0183 |

Grouping Information Using Bonferroni Method and 95.0% Confidence for LoPhI,III

| Name | N | Mean | Grouping |
|------------------------------|---|--------|----------|
| Lecucophaeus pipixcan | 2 | 15.055 | A |
| Lecucophaeus pipixcan (skin) | 1 | 13.030 | A |

Means that do not share a letter are significantly different.

Name = Lecucophaeus pipixcan subtracted from:

| Name | Difference of Means | SE of Difference | T-Value | Adjusted P-Value |
|------------------------------|---------------------|------------------|---------|------------------|
| Lecucophaeus pipixcan (skin) | -2.025 | 1.221 | -1.658 | 0.3454 |

Grouping Information Using Tukey Method and 95.0% Confidence for LoPhI,III

| Name | N | Mean | Grouping |
|------------------------------|---|--------|----------|
| Lecucophaeus pipixcan | 2 | 15.055 | A |
| Lecucophaeus pipixcan (skin) | 1 | 13.030 | A |

Means that do not share a letter are significantly different.

Name = Lecucophaeus pipixcan subtracted from:

| Name | Difference of Means | SE of Difference | T-Value | Adjusted P-Value |
|------------------------------|---------------------|------------------|---------|------------------|
| Lecucophaeus pipixcan (skin) | -2.025 | 1.221 | -1.658 | 0.3455 |

Grouping Information Using Bonferroni Method and 95.0% Confidence for LoPhII,III

| Name | N | Mean | Grouping |
|------------------------------|---|-------|----------|
| Lecucophaeus pipixcan | 2 | 9.695 | A |
| Lecucophaeus pipixcan (skin) | 1 | 7.010 | A |

Means that do not share a letter are significantly different.

Name = Lecucophaeus pipixcan subtracted from:

| Name | Difference of Means | SE of Difference | T-Value | Adjusted P-Value |
|------------------------------|---------------------|------------------|---------|------------------|
| Lecucophaeus pipixcan (skin) | -2.685 | 0.5456 | -4.921 | 0.1276 |

Grouping Information Using Tukey Method and 95.0% Confidence for LoPhII,III

| Name | N | Mean | Grouping |
|------------------------------|---|-------|----------|
| Lecucophaeus pipixcan | 2 | 9.695 | A |
| Lecucophaeus pipixcan (skin) | 1 | 7.010 | A |

Means that do not share a letter are significantly different.

Name = Lecucophaeus pipixcan subtracted from:

| Name | Difference of Means | SE of Difference | T-Value | Adjusted P-Value |
|------------------------------|---------------------|------------------|---------|------------------|
| Lecucophaeus pipixcan (skin) | -2.685 | 0.5456 | -4.921 | 0.1276 |

Grouping Information Using Bonferroni Method and 95.0% Confidence for LoPhIII,III

| Name | N | Mean | Grouping |
|------------------------------|---|-------|----------|
| Lecucophaeus pipixcan (skin) | 1 | 8.880 | A |
| Lecucophaeus pipixcan | 2 | 7.875 | A |

Means that do not share a letter are significantly different.

Name = Lecucophaeus pipixcan subtracted from:

| Name | Difference of Means | SE of Difference | T-Value | Adjusted P-Value |
|------------------------------|---------------------|------------------|---------|------------------|
| Lecucophaeus pipixcan (skin) | 1.005 | 1.169 | 0.8596 | 0.5480 |

Grouping Information Using Tukey Method and 95.0% Confidence for LoPhIII,III

| Name | N | Mean | Grouping |
|------|---|------|----------|
|------|---|------|----------|

| | | | |
|------------------------------|---|-------|---|
| Lecucophaeus pipixcan (skin) | 1 | 8.880 | A |
| Lecucophaeus pipixcan | 2 | 7.875 | A |

Means that do not share a letter are significantly different.

Name = Lecucophaeus pipixcan subtracted from:

| Name | Difference of Means | SE of Difference | T-Value | Adjusted P-Value |
|------------------------------|---------------------|------------------|---------|------------------|
| Lecucophaeus pipixcan (skin) | 1.005 | 1.169 | 0.8596 | 0.5480 |

Grouping Information Using Bonferroni Method and 95.0% Confidence for LoPhI,IV

| Name | N | Mean | Grouping |
|------------------------------|---|--------|----------|
| Lecucophaeus pipixcan | 2 | 10.870 | A |
| Lecucophaeus pipixcan (skin) | 1 | 10.770 | A |

Means that do not share a letter are significantly different.

Name = Lecucophaeus pipixcan subtracted from:

| Name | Difference of Means | SE of Difference | T-Value | Adjusted P-Value |
|------------------------------|---------------------|------------------|---------|------------------|
| Lecucophaeus pipixcan (skin) | -0.1000 | 0.9180 | -0.1089 | 0.9309 |

Grouping Information Using Tukey Method and 95.0% Confidence for LoPhI,IV

| Name | N | Mean | Grouping |
|------------------------------|---|--------|----------|
| Lecucophaeus pipixcan | 2 | 10.870 | A |
| Lecucophaeus pipixcan (skin) | 1 | 10.770 | A |

Means that do not share a letter are significantly different.

Name = Lecucophaeus pipixcan subtracted from:

| Name | Difference of Means | SE of Difference | T-Value | Adjusted P-Value |
|------------------------------|---------------------|------------------|---------|------------------|
| Lecucophaeus pipixcan (skin) | -0.1000 | 0.9180 | -0.1089 | 0.9309 |

Grouping Information Using Bonferroni Method and 95.0% Confidence for LoPhII,IV

| Name | N | Mean | Grouping |
|------------------------------|---|-------|----------|
| Lecucophaeus pipixcan | 2 | 7.520 | A |
| Lecucophaeus pipixcan (skin) | 1 | 7.240 | A |

Means that do not share a letter are significantly different.

Name = Lecucophaeus pipixcan subtracted from:

| Name | Difference of Means | SE of Difference | T-Value | Adjusted P-Value |
|------------------------------|---------------------|------------------|---------|------------------|
| Lecucophaeus pipixcan (skin) | -0.2800 | 0.3637 | -0.7698 | 0.5823 |

Grouping Information Using Tukey Method and 95.0% Confidence for LoPhII,IV

| Name | N | Mean | Grouping |
|------------------------------|---|-------|----------|
| Lecucophaeus pipixcan | 2 | 7.520 | A |
| Lecucophaeus pipixcan (skin) | 1 | 7.240 | A |

Means that do not share a letter are significantly different.

Name = Lecucophaeus pipixcan subtracted from:

| Name | Difference of Means | SE of Difference | T-Value | Adjusted P-Value |
|------------------------------|------------------------|---------------------|---------|---------------------|
| Lecucophaeus pipixcan (skin) | -0.2800 | 0.3637 | -0.7698 | 0.5823 |

Grouping Information Using Bonferroni Method and 95.0% Confidence for LoPhIII,IV

| Name | N | Mean | Grouping |
|------------------------------|---|-------|----------|
| Lecucophaeus pipixcan (skin) | 1 | 7.090 | A |
| Lecucophaeus pipixcan | 2 | 6.910 | A |

Means that do not share a letter are significantly different.

Name = Lecucophaeus pipixcan subtracted from:

| Name | Difference of Means | SE of Difference | T-Value | Adjusted P-Value |
|------------------------------|------------------------|---------------------|---------|---------------------|
| Lecucophaeus pipixcan (skin) | 0.1800 | 0.05196 | 3.464 | 0.1789 |

Grouping Information Using Tukey Method and 95.0% Confidence for LoPhIII,IV

| Name | N | Mean | Grouping |
|------------------------------|---|-------|----------|
| Lecucophaeus pipixcan (skin) | 1 | 7.090 | A |
| Lecucophaeus pipixcan | 2 | 6.910 | A |

Means that do not share a letter are significantly different.

Name = Lecucophaeus pipixcan subtracted from:

| Name | Difference of Means | SE of Difference | T-Value | Adjusted P-Value |
|------------------------------|------------------------|---------------------|---------|---------------------|
| Lecucophaeus pipixcan (skin) | 0.1800 | 0.05196 | 3.464 | 0.1789 |

Grouping Information Using Bonferroni Method and 95.0% Confidence for LoPhIV,IV

| Name | N | Mean | Grouping |
|------------------------------|---|-------|----------|
| Lecucophaeus pipixcan | 2 | 6.240 | A |
| Lecucophaeus pipixcan (skin) | 1 | 5.580 | A |

Means that do not share a letter are significantly different.

Name = Lecucophaeus pipixcan subtracted from:

| Name | Difference of Means | SE of Difference | T-Value | Adjusted P-Value |
|------------------------------|------------------------|---------------------|---------|---------------------|
| Lecucophaeus pipixcan (skin) | -0.6600 | 0.08660 | -7.621 | 0.0831 |

Grouping Information Using Tukey Method and 95.0% Confidence for LoPhIV,IV

| Name | N | Mean | Grouping |
|------------------------------|---|-------|----------|
| Lecucophaeus pipixcan | 2 | 6.240 | A |
| Lecucophaeus pipixcan (skin) | 1 | 5.580 | A |

Means that do not share a letter are significantly different.

Name = Lecucophaeus pipixcan subtracted from:

| Name | Difference of Means | SE of Difference | T-Value | Adjusted P-Value |
|------------------------------|---------------------|------------------|---------|------------------|
| Lecucophaeus pipixcan (skin) | -0.6600 | 0.08660 | -7.621 | 0.0831 |

Grouping Information Using Bonferroni Method and 95.0% Confidence for Foot Length

| Name | N | Mean | Grouping |
|------------------------------|---|--------|----------|
| Lecucophaeus pipixcan | 2 | 39.930 | A |
| Lecucophaeus pipixcan (skin) | 1 | 38.360 | A |

Means that do not share a letter are significantly different.

Name = Lecucophaeus pipixcan subtracted from:

| Name | Difference of Means | SE of Difference | T-Value | Adjusted P-Value |
|------------------------------|---------------------|------------------|---------|------------------|
| Lecucophaeus pipixcan (skin) | -1.570 | 3.100 | -0.5064 | 0.7016 |

Grouping Information Using Tukey Method and 95.0% Confidence for Foot Length

| Name | N | Mean | Grouping |
|------------------------------|---|--------|----------|
| Lecucophaeus pipixcan | 2 | 39.930 | A |
| Lecucophaeus pipixcan (skin) | 1 | 38.360 | A |

Means that do not share a letter are significantly different.

Name = Lecucophaeus pipixcan subtracted from:

| Name | Difference of Means | SE of Difference | T-Value | Adjusted P-Value |
|------------------------------|---------------------|------------------|---------|------------------|
| Lecucophaeus pipixcan (skin) | -1.570 | 3.100 | -0.5064 | 0.7016 |

Grouping Information Using Bonferroni Method and 95.0% Confidence for Lotmt

| Name | N | Mean | Grouping |
|------------------------------|---|--------|----------|
| Lecucophaeus pipixcan (skin) | 1 | 48.200 | A |
| Lecucophaeus pipixcan | 2 | 44.330 | A |

Means that do not share a letter are significantly different.

Name = Lecucophaeus pipixcan subtracted from:

| Name | Difference of Means | SE of Difference | T-Value | Adjusted P-Value |
|------------------------------|---------------------|------------------|---------|------------------|
| Lecucophaeus pipixcan (skin) | 3.870 | 1.905 | 2.031 | 0.2912 |

Grouping Information Using Tukey Method and 95.0% Confidence for Lotmt

| Name | N | Mean | Grouping |
|------------------------------|---|--------|----------|
| Lecucophaeus pipixcan (skin) | 1 | 48.200 | A |
| Lecucophaeus pipixcan | 2 | 44.330 | A |

Means that do not share a letter are significantly different.

Name = Lecucophaeus pipixcan subtracted from:

| Name | Difference of Means | SE of Difference | T-Value | Adjusted P-Value |
|------------------------------|------------------------|---------------------|---------|---------------------|
| Lecucophaeus pipixcan (skin) | 3.870 | 1.905 | 2.031 | 0.2912 |

Grouping Information Using Bonferroni Method and 95.0% Confidence for
Wotmt@prox

| Name | N | Mean | Grouping |
|------------------------------|---|-------|----------|
| Lecucophaeus pipixcan | 2 | 6.755 | A |
| Lecucophaeus pipixcan (skin) | 1 | 5.430 | A |

Means that do not share a letter are significantly different.

Name = Lecucophaeus pipixcan subtracted from:

| Name | Difference of Means | SE of Difference | T-Value | Adjusted P-Value |
|------------------------------|------------------------|---------------------|---------|---------------------|
| Lecucophaeus pipixcan (skin) | -1.325 | 0.1472 | -9.000 | 0.0704 |

Grouping Information Using Tukey Method and 95.0% Confidence for Wotmt@prox

| Name | N | Mean | Grouping |
|------------------------------|---|-------|----------|
| Lecucophaeus pipixcan | 2 | 6.755 | A |
| Lecucophaeus pipixcan (skin) | 1 | 5.430 | A |

Means that do not share a letter are significantly different.

Name = Lecucophaeus pipixcan subtracted from:

| Name | Difference of Means | SE of Difference | T-Value | Adjusted P-Value |
|------------------------------|------------------------|---------------------|---------|---------------------|
| Lecucophaeus pipixcan (skin) | -1.325 | 0.1472 | -9.000 | 0.0705 |

Grouping Information Using Bonferroni Method and 95.0% Confidence for
Wotmt@cond

| Name | N | Mean | Grouping |
|------------------------------|---|-------|----------|
| Lecucophaeus pipixcan | 2 | 6.295 | A |
| Lecucophaeus pipixcan (skin) | 1 | 6.130 | A |

Means that do not share a letter are significantly different.

Name = Lecucophaeus pipixcan subtracted from:

| Name | Difference of Means | SE of Difference | T-Value | Adjusted P-Value |
|------------------------------|------------------------|---------------------|---------|---------------------|
| Lecucophaeus pipixcan (skin) | -0.1650 | 0.4070 | -0.4054 | 0.7548 |

Grouping Information Using Tukey Method and 95.0% Confidence for Wotmt@cond

| Name | N | Mean | Grouping |
|------------------------------|---|-------|----------|
| Lecucophaeus pipixcan | 2 | 6.295 | A |
| Lecucophaeus pipixcan (skin) | 1 | 6.130 | A |

Means that do not share a letter are significantly different.

Name = Lecucophaeus pipixcan subtracted from:

| Difference | SE of | Adjusted |
|------------|-------|----------|
|------------|-------|----------|

| Name | of Means | Difference | T-Value | P-Value |
|------------------------------|----------|------------|---------|---------|
| Lecucophaeus pipixcan (skin) | -0.1650 | 0.4070 | -0.4054 | 0.7548 |

General Linear Model: LoDI, LoDII, ... versus Name

* WARNING * Not all response variables have the same missing value pattern. You would get different univariate results if you ran this command separately for each of these response variables. See the Help topic 'missing values' for details.

| Factor | Type | Levels | Values |
|--------|-------|--------|---|
| Name | fixed | 2 | Meleagris gallopavo, Meleagris gallopovo (skin) |

Analysis of Variance for LoDI, using Adjusted SS for Tests

| Source | DF | Seq SS | Adj SS | Adj MS | F | P |
|--------|----|--------|--------|--------|------|-------|
| Name | 1 | 0.4004 | 0.4004 | 0.4004 | 0.70 | 0.465 |
| Error | 3 | 1.7271 | 1.7271 | 0.5757 | | |
| Total | 4 | 2.1275 | | | | |

S = 0.758743 R-Sq = 18.82% R-Sq(adj) = 0.00%

Unusual Observations for LoDI

| Obs | LoDI | Fit | SE Fit | Residual | St Resid |
|-----|---------|---------|--------|----------|----------|
| 6 | 19.4900 | 19.4900 | 0.7587 | 0.0000 | * X |

X denotes an observation whose X value gives it large leverage.

Analysis of Variance for LoDII, using Adjusted SS for Tests

| Source | DF | Seq SS | Adj SS | Adj MS | F | P |
|--------|----|--------|--------|--------|------|-------|
| Name | 1 | 0.808 | 0.808 | 0.808 | 0.31 | 0.618 |
| Error | 3 | 7.907 | 7.907 | 2.636 | | |
| Total | 4 | 8.715 | | | | |

S = 1.62342 R-Sq = 9.27% R-Sq(adj) = 0.00%

Unusual Observations for LoDII

| Obs | LoDII | Fit | SE Fit | Residual | St Resid |
|-----|---------|---------|--------|----------|----------|
| 6 | 49.5500 | 49.5500 | 1.6234 | 0.0000 | * X |

X denotes an observation whose X value gives it large leverage.

Analysis of Variance for LoDIII, using Adjusted SS for Tests

| Source | DF | Seq SS | Adj SS | Adj MS | F | P |
|--------|----|--------|--------|--------|------|-------|
| Name | 1 | 1.104 | 1.104 | 1.104 | 0.15 | 0.728 |
| Error | 3 | 22.737 | 22.737 | 7.579 | | |
| Total | 4 | 23.842 | | | | |

S = 2.75302 R-Sq = 4.63% R-Sq(adj) = 0.00%

Unusual Observations for LoDIII

| Obs | LoDIII | Fit | SE Fit | Residual | St Resid |
|-----|---------|---------|--------|----------|----------|
| 6 | 75.0700 | 75.0700 | 2.7530 | 0.0000 | * X |

X denotes an observation whose X value gives it large leverage.

Analysis of Variance for LoDIV, using Adjusted SS for Tests

| Source | DF | Seq SS | Adj SS | Adj MS | F | P |
|--------|----|--------|--------|--------|------|-------|
| Name | 1 | 16.82 | 16.82 | 16.82 | 1.39 | 0.323 |
| Error | 3 | 36.18 | 36.18 | 12.06 | | |
| Total | 4 | 53.00 | | | | |

S = 3.47289 R-Sq = 31.73% R-Sq(adj) = 8.98%

Unusual Observations for LoDIV

| Obs | LoDIV | Fit | SE Fit | Residual | St Resid |
|-----|---------|---------|--------|----------|----------|
| 6 | 53.4400 | 53.4400 | 3.4729 | 0.0000 | * X |

X denotes an observation whose X value gives it large leverage.

Analysis of Variance for W@Pjoint II, using Adjusted SS for Tests

| Source | DF | Seq SS | Adj SS | Adj MS | F | P |
|--------|----|--------|--------|--------|-------|-------|
| Name | 1 | 7.1760 | 7.1760 | 7.1760 | 14.53 | 0.032 |
| Error | 3 | 1.4819 | 1.4819 | 0.4940 | | |
| Total | 4 | 8.6579 | | | | |

S = 0.702828 R-Sq = 82.88% R-Sq(adj) = 77.18%

Unusual Observations for W@Pjoint II

| Obs | W@Pjoint II | Fit | SE Fit | Residual | St Resid |
|-----|-------------|--------|--------|----------|----------|
| 6 | 9.6200 | 9.6200 | 0.7028 | -0.0000 | * X |

X denotes an observation whose X value gives it large leverage.

Analysis of Variance for W@Pjoint III, using Adjusted SS for Tests

| Source | DF | Seq SS | Adj SS | Adj MS | F | P |
|--------|----|--------|--------|--------|------|-------|
| Name | 1 | 6.317 | 6.317 | 6.317 | 1.11 | 0.369 |
| Error | 3 | 17.074 | 17.074 | 5.691 | | |
| Total | 4 | 23.391 | | | | |

S = 2.38567 R-Sq = 27.01% R-Sq(adj) = 2.67%

Unusual Observations for W@Pjoint III

| Obs | W@Pjoint III | Fit | SE Fit | Residual | St Resid |
|-----|-----------------|---------|--------|----------|-------------|
| 6 | 10.8800 | 10.8800 | 2.3857 | 0.0000 | * X |

X denotes an observation whose X value gives it large leverage.

Analysis of Variance for W@Pjoint IV, using Adjusted SS for Tests

| Source | DF | Seq SS | Adj SS | Adj MS | F | P |
|--------|----|---------|---------|---------|------|-------|
| Name | 1 | 0.22898 | 0.22898 | 0.22898 | 4.49 | 0.124 |
| Error | 3 | 0.15290 | 0.15290 | 0.05097 | | |
| Total | 4 | 0.38188 | | | | |

S = 0.225758 R-Sq = 59.96% R-Sq(adj) = 46.61%

Unusual Observations for W@Pjoint IV

| Obs | W@Pjoint IV | Fit | SE Fit | Residual | St Resid |
|-----|----------------|--------|--------|----------|-------------|
| 6 | 7.6600 | 7.6600 | 0.2258 | 0.0000 | * X |

X denotes an observation whose X value gives it large leverage.

Analysis of Variance for W@2joint III, using Adjusted SS for Tests

| Source | DF | Seq SS | Adj SS | Adj MS | F | P |
|--------|----|--------|--------|--------|-------|-------|
| Name | 1 | 3.8194 | 3.8194 | 3.8194 | 44.43 | 0.007 |
| Error | 3 | 0.2579 | 0.2579 | 0.0860 | | |
| Total | 4 | 4.0773 | | | | |

S = 0.293201 R-Sq = 93.67% R-Sq(adj) = 91.57%

Unusual Observations for W@2joint III

| Obs | W@2joint III | Fit | SE Fit | Residual | St Resid |
|-----|-----------------|--------|--------|----------|-------------|
| 6 | 9.5600 | 9.5600 | 0.2932 | 0.0000 | * X |

X denotes an observation whose X value gives it large leverage.

Analysis of Variance for W@2joint IV, using Adjusted SS for Tests

| Source | DF | Seq SS | Adj SS | Adj MS | F | P |
|--------|----|--------|--------|--------|--------|-------|
| Name | 1 | 2.4290 | 2.4290 | 2.4290 | 119.71 | 0.002 |
| Error | 3 | 0.0609 | 0.0609 | 0.0203 | | |
| Total | 4 | 2.4899 | | | | |

S = 0.142449 R-Sq = 97.56% R-Sq(adj) = 96.74%

Unusual Observations for W@2joint IV

| Obs | W@2joint IV | Fit | SE Fit | Residual | St Resid |
|-----|-------------|---------|---------|----------|----------|
| 6 | 7.91000 | 7.91000 | 0.14245 | 0.00000 | * X |

X denotes an observation whose X value gives it large leverage.

Analysis of Variance for W@3joint IV, using Adjusted SS for Tests

| Source | DF | Seq SS | Adj SS | Adj MS | F | P |
|--------|----|--------|--------|--------|--------|-------|
| Name | 1 | 2.8577 | 2.8577 | 2.8577 | 104.04 | 0.002 |
| Error | 3 | 0.0824 | 0.0824 | 0.0275 | | |
| Total | 4 | 2.9401 | | | | |

S = 0.165731 R-Sq = 97.20% R-Sq(adj) = 96.26%

Unusual Observations for W@3joint IV

| Obs | W@3joint IV | Fit | SE Fit | Residual | St Resid |
|-----|-------------|---------|---------|----------|----------|
| 6 | 7.46000 | 7.46000 | 0.16573 | -0.00000 | * X |

X denotes an observation whose X value gives it large leverage.

Analysis of Variance for LoPhI,II, using Adjusted SS for Tests

| Source | DF | Seq SS | Adj SS | Adj MS | F | P |
|--------|----|--------|--------|--------|--------|-------|
| Name | 1 | 177.61 | 177.61 | 177.61 | 119.88 | 0.002 |
| Error | 3 | 4.44 | 4.44 | 1.48 | | |
| Total | 4 | 182.05 | | | | |

S = 1.21718 R-Sq = 97.56% R-Sq(adj) = 96.74%

Unusual Observations for LoPhI,II

| Obs | LoPhI,II | Fit | SE Fit | Residual | St Resid |
|-----|----------|---------|--------|----------|----------|
| 6 | 15.8400 | 15.8400 | 1.2172 | 0.0000 | * X |

X denotes an observation whose X value gives it large leverage.

Analysis of Variance for LoPhII,II, using Adjusted SS for Tests

| Source | DF | Seq SS | Adj SS | Adj MS | F | P |
|--------|----|--------|--------|--------|-------|-------|
| Name | 1 | 12.672 | 12.672 | 12.672 | 11.57 | 0.042 |
| Error | 3 | 3.285 | 3.285 | 1.095 | | |
| Total | 4 | 15.957 | | | | |

S = 1.04636 R-Sq = 79.42% R-Sq(adj) = 72.55%

Unusual Observations for LoPhII,II

| Obs | LoPhII,II | Fit | SE Fit | Residual | St Resid |
|-----|-----------|-----|--------|----------|----------|
|-----|-----------|-----|--------|----------|----------|

6 17.7400 17.7400 1.0464 -0.0000 * X

X denotes an observation whose X value gives it large leverage.

Analysis of Variance for LoPhI,III, using Adjusted SS for Tests

| Source | DF | Seq SS | Adj SS | Adj MS | F | P |
|--------|----|--------|--------|--------|-------|-------|
| Name | 1 | 124.65 | 124.65 | 124.65 | 55.69 | 0.005 |
| Error | 3 | 6.71 | 6.71 | 2.24 | | |
| Total | 4 | 131.36 | | | | |

S = 1.49607 R-Sq = 94.89% R-Sq(adj) = 93.18%

Unusual Observations for LoPhI,III

| Obs | LoPhI,III | Fit | SE Fit | Residual | St Resid |
|-----|-----------|---------|--------|----------|----------|
| 6 | 21.0700 | 21.0700 | 1.4961 | 0.0000 | * X |

X denotes an observation whose X value gives it large leverage.

Analysis of Variance for LoPhII,III, using Adjusted SS for Tests

| Source | DF | Seq SS | Adj SS | Adj MS | F | P |
|--------|----|--------|--------|--------|-------|-------|
| Name | 1 | 34.034 | 34.034 | 34.034 | 65.38 | 0.004 |
| Error | 3 | 1.562 | 1.562 | 0.521 | | |
| Total | 4 | 35.596 | | | | |

S = 0.721497 R-Sq = 95.61% R-Sq(adj) = 94.15%

Unusual Observations for LoPhII,III

| Obs | LoPhII,III | Fit | SE Fit | Residual | St Resid |
|-----|------------|---------|--------|----------|----------|
| 6 | 17.9300 | 17.9300 | 0.7215 | 0.0000 | * X |

X denotes an observation whose X value gives it large leverage.

Analysis of Variance for LoPhIII,III, using Adjusted SS for Tests

| Source | DF | Seq SS | Adj SS | Adj MS | F | P |
|--------|----|--------|--------|--------|------|-------|
| Name | 1 | 3.5112 | 3.5112 | 3.5112 | 3.92 | 0.142 |
| Error | 3 | 2.6885 | 2.6885 | 0.8962 | | |
| Total | 4 | 6.1997 | | | | |

S = 0.946661 R-Sq = 56.64% R-Sq(adj) = 42.18%

Unusual Observations for LoPhIII,III

| Obs | LoPhIII,III | Fit | SE Fit | Residual | St Resid |
|-----|-------------|---------|--------|----------|----------|
| 6 | 17.2600 | 17.2600 | 0.9467 | 0.0000 | * X |

X denotes an observation whose X value gives it large leverage.

Analysis of Variance for LoPhI,IV, using Adjusted SS for Tests

| Source | DF | Seq SS | Adj SS | Adj MS | F | P |
|--------|----|--------|--------|--------|--------|-------|
| Name | 1 | 310.24 | 310.24 | 310.24 | 386.37 | 0.000 |
| Error | 3 | 2.41 | 2.41 | 0.80 | | |
| Total | 4 | 312.64 | | | | |

S = 0.896079 R-Sq = 99.23% R-Sq(adj) = 98.97%

Unusual Observations for LoPhI,IV

| Obs | LoPhI,IV | Fit | SE Fit | Residual | St Resid |
|-----|----------|--------|--------|----------|----------|
| 6 | 3.9300 | 3.9300 | 0.8961 | -0.0000 | * X |

X denotes an observation whose X value gives it large leverage.

Analysis of Variance for LoPhII,IV, using Adjusted SS for Tests

| Source | DF | Seq SS | Adj SS | Adj MS | F | P |
|--------|----|--------|--------|--------|-------|-------|
| Name | 1 | 7.4298 | 7.4298 | 7.4298 | 13.36 | 0.035 |
| Error | 3 | 1.6687 | 1.6687 | 0.5562 | | |
| Total | 4 | 9.0985 | | | | |

S = 0.745805 R-Sq = 81.66% R-Sq(adj) = 75.55%

Unusual Observations for LoPhII,IV

| Obs | LoPhII,IV | Fit | SE Fit | Residual | St Resid |
|-----|-----------|---------|--------|----------|----------|
| 6 | 11.2200 | 11.2200 | 0.7458 | 0.0000 | * X |

X denotes an observation whose X value gives it large leverage.

Analysis of Variance for LoPhIII,IV, using Adjusted SS for Tests

| Source | DF | Seq SS | Adj SS | Adj MS | F | P |
|--------|----|--------|--------|--------|------|-------|
| Name | 1 | 9.426 | 9.426 | 9.426 | 8.93 | 0.058 |
| Error | 3 | 3.168 | 3.168 | 1.056 | | |
| Total | 4 | 12.594 | | | | |

S = 1.02763 R-Sq = 74.84% R-Sq(adj) = 66.46%

Unusual Observations for LoPhIII,IV

| Obs | LoPhIII,IV | Fit | SE Fit | Residual | St Resid |
|-----|------------|--------|--------|----------|----------|
| 6 | 8.5200 | 8.5200 | 1.0276 | 0.0000 | * X |

X denotes an observation whose X value gives it large leverage.

Analysis of Variance for LoPhIV,IV, using Adjusted SS for Tests

| Source | DF | Seq SS | Adj SS | Adj MS | F | P |
|--------|----|--------|--------|--------|-------|-------|
| Name | 1 | 31.777 | 31.777 | 31.777 | 32.93 | 0.011 |
| Error | 3 | 2.895 | 2.895 | 0.965 | | |
| Total | 4 | 34.672 | | | | |

S = 0.982289 R-Sq = 91.65% R-Sq(adj) = 88.87%

Unusual Observations for LoPhIV,IV

| Obs | LoPhIV,IV | Fit | SE Fit | Residual | St Resid |
|-----|-----------|---------|--------|----------|----------|
| 6 | 19.8900 | 19.8900 | 0.9823 | 0.0000 | * X |

X denotes an observation whose X value gives it large leverage.

Analysis of Variance for Foot Length, using Adjusted SS for Tests

| Source | DF | Seq SS | Adj SS | Adj MS | F | P |
|--------|----|--------|--------|--------|-------|-------|
| Name | 1 | 301.24 | 301.24 | 301.24 | 30.57 | 0.012 |
| Error | 3 | 29.56 | 29.56 | 9.85 | | |
| Total | 4 | 330.81 | | | | |

S = 3.13910 R-Sq = 91.06% R-Sq(adj) = 88.08%

Unusual Observations for Foot Length

| Obs | Foot Length | Fit | SE Fit | Residual | St Resid |
|-----|-------------|--------|--------|----------|----------|
| 6 | 81.170 | 81.170 | 3.139 | 0.000 | * X |

X denotes an observation whose X value gives it large leverage.

Analysis of Variance for Lotmt, using Adjusted SS for Tests

| Source | DF | Seq SS | Adj SS | Adj MS | F | P |
|--------|----|--------|--------|--------|-------|-------|
| Name | 1 | 1179.5 | 1179.5 | 1179.5 | 22.75 | 0.018 |
| Error | 3 | 155.5 | 155.5 | 51.8 | | |
| Total | 4 | 1335.0 | | | | |

S = 7.20046 R-Sq = 88.35% R-Sq(adj) = 84.47%

Unusual Observations for Lotmt

| Obs | Lotmt | Fit | SE Fit | Residual | St Resid |
|-----|---------|---------|--------|----------|----------|
| 6 | 128.000 | 128.000 | 7.200 | 0.000 | * X |

X denotes an observation whose X value gives it large leverage.

Analysis of Variance for Wotmt@prox, using Adjusted SS for Tests

| Source | DF | Seq SS | Adj SS | Adj MS | F | P |
|--------|----|--------|--------|--------|------|-------|
| Name | 1 | 3.4861 | 3.4861 | 3.4861 | 5.71 | 0.097 |

| | | | | |
|-------|---|--------|--------|--------|
| Error | 3 | 1.8321 | 1.8321 | 0.6107 |
| Total | 4 | 5.3182 | | |

S = 0.781468 R-Sq = 65.55% R-Sq(adj) = 54.07%

Unusual Observations for Wotmt@prox

| Obs | Wotmt@prox | Fit | SE Fit | Residual | St Resid |
|-----|------------|---------|--------|----------|----------|
| 6 | 22.3800 | 22.3800 | 0.7815 | 0.0000 | * X |

X denotes an observation whose X value gives it large leverage.

Analysis of Variance for Wotmt@cond, using Adjusted SS for Tests

| Source | DF | Seq SS | Adj SS | Adj MS | F | P |
|--------|----|--------|--------|--------|------|-------|
| Name | 1 | 1.3676 | 1.3676 | 1.3676 | 2.00 | 0.252 |
| Error | 3 | 2.0517 | 2.0517 | 0.6839 | | |
| Total | 4 | 3.4193 | | | | |

S = 0.826977 R-Sq = 40.00% R-Sq(adj) = 20.00%

Unusual Observations for Wotmt@cond

| Obs | Wotmt@cond | Fit | SE Fit | Residual | St Resid |
|-----|------------|---------|--------|----------|----------|
| 6 | 24.6800 | 24.6800 | 0.8270 | 0.0000 | * X |

X denotes an observation whose X value gives it large leverage.

Grouping Information Using Bonferroni Method and 95.0% Confidence for LoDI

| Name | N | Mean | Grouping |
|----------------------------|---|--------|----------|
| Meleagris gallopavo | 4 | 20.198 | A |
| Meleagris gallopovo (skin) | 1 | 19.490 | A |

Means that do not share a letter are significantly different.

Name = Meleagris gallopavo subtracted from:

| Name | Difference of Means | SE of Difference | T-Value | Adjusted P-Value |
|----------------------------|---------------------|------------------|---------|------------------|
| Meleagris gallopovo (skin) | -0.7075 | 0.8483 | -0.8340 | 0.4655 |

Grouping Information Using Tukey Method and 95.0% Confidence for LoDI

| Name | N | Mean | Grouping |
|----------------------------|---|--------|----------|
| Meleagris gallopavo | 4 | 20.198 | A |
| Meleagris gallopovo (skin) | 1 | 19.490 | A |

Means that do not share a letter are significantly different.

Name = Meleagris gallopavo subtracted from:

| Name | Difference of Means | SE of Difference | T-Value | Adjusted P-Value |
|----------------------------|---------------------|------------------|---------|------------------|
| Meleagris gallopovo (skin) | -0.7075 | 0.8483 | -0.8340 | 0.4655 |

| | | | | |
|----------------------------|---------|--------|---------|--------|
| Meleagris gallopovo (skin) | -0.7075 | 0.8483 | -0.8340 | 0.4655 |
|----------------------------|---------|--------|---------|--------|

Grouping Information Using Bonferroni Method and 95.0% Confidence for LoDII

| Name | N | Mean | Grouping |
|----------------------------|---|--------|----------|
| Meleagris gallopavo | 4 | 50.555 | A |
| Meleagris gallopovo (skin) | 1 | 49.550 | A |

Means that do not share a letter are significantly different.

Name = Meleagris gallopavo subtracted from:

| Name | Difference of Means | SE of Difference | T-Value | Adjusted P-Value |
|----------------------------|---------------------|------------------|---------|------------------|
| Meleagris gallopovo (skin) | -1.005 | 1.815 | -0.5537 | 0.6184 |

Grouping Information Using Tukey Method and 95.0% Confidence for LoDII

| Name | N | Mean | Grouping |
|----------------------------|---|--------|----------|
| Meleagris gallopavo | 4 | 50.555 | A |
| Meleagris gallopovo (skin) | 1 | 49.550 | A |

Means that do not share a letter are significantly different.

Name = Meleagris gallopavo subtracted from:

| Name | Difference of Means | SE of Difference | T-Value | Adjusted P-Value |
|----------------------------|---------------------|------------------|---------|------------------|
| Meleagris gallopovo (skin) | -1.005 | 1.815 | -0.5537 | 0.6184 |

Grouping Information Using Bonferroni Method and 95.0% Confidence for LoDIII

| Name | N | Mean | Grouping |
|----------------------------|---|--------|----------|
| Meleagris gallopovo (skin) | 1 | 75.070 | A |
| Meleagris gallopavo | 4 | 73.895 | A |

Means that do not share a letter are significantly different.

Name = Meleagris gallopavo subtracted from:

| Name | Difference of Means | SE of Difference | T-Value | Adjusted P-Value |
|----------------------------|---------------------|------------------|---------|------------------|
| Meleagris gallopovo (skin) | 1.175 | 3.078 | 0.3817 | 0.7281 |

Grouping Information Using Tukey Method and 95.0% Confidence for LoDIII

| Name | N | Mean | Grouping |
|----------------------------|---|--------|----------|
| Meleagris gallopovo (skin) | 1 | 75.070 | A |
| Meleagris gallopavo | 4 | 73.895 | A |

Means that do not share a letter are significantly different.

Name = Meleagris gallopavo subtracted from:

| Name | Difference of Means | SE of Difference | T-Value | Adjusted P-Value |
|----------------------------|---------------------|------------------|---------|------------------|
| Meleagris gallopovo (skin) | 1.175 | 3.078 | 0.3817 | 0.7281 |

Grouping Information Using Bonferroni Method and 95.0% Confidence for LoDIV

| Name | N | Mean | Grouping |
|----------------------------|---|--------|----------|
| Meleagris gallopavo | 4 | 58.025 | A |
| Meleagris gallopovo (skin) | 1 | 53.440 | A |

Means that do not share a letter are significantly different.

Name = Meleagris gallopavo subtracted from:

| Name | Difference of Means | SE of Difference | T-Value | Adjusted P-Value |
|----------------------------|---------------------|------------------|---------|------------------|
| Meleagris gallopovo (skin) | -4.585 | 3.883 | -1.181 | 0.3228 |

Grouping Information Using Tukey Method and 95.0% Confidence for LoDIV

| Name | N | Mean | Grouping |
|----------------------------|---|--------|----------|
| Meleagris gallopavo | 4 | 58.025 | A |
| Meleagris gallopovo (skin) | 1 | 53.440 | A |

Means that do not share a letter are significantly different.

Name = Meleagris gallopavo subtracted from:

| Name | Difference of Means | SE of Difference | T-Value | Adjusted P-Value |
|----------------------------|---------------------|------------------|---------|------------------|
| Meleagris gallopovo (skin) | -4.585 | 3.883 | -1.181 | 0.3228 |

Grouping Information Using Bonferroni Method and 95.0% Confidence for W@Pjoint II

| Name | N | Mean | Grouping |
|----------------------------|---|-------|----------|
| Meleagris gallopovo (skin) | 1 | 9.620 | A |
| Meleagris gallopavo | 4 | 6.625 | B |

Means that do not share a letter are significantly different.

Name = Meleagris gallopavo subtracted from:

| Name | Difference of Means | SE of Difference | T-Value | Adjusted P-Value |
|----------------------------|---------------------|------------------|---------|------------------|
| Meleagris gallopovo (skin) | 2.995 | 0.7858 | 3.811 | 0.0318 |

Grouping Information Using Tukey Method and 95.0% Confidence for W@Pjoint II

| Name | N | Mean | Grouping |
|----------------------------|---|-------|----------|
| Meleagris gallopovo (skin) | 1 | 9.620 | A |
| Meleagris gallopavo | 4 | 6.625 | B |

Means that do not share a letter are significantly different.

Name = Meleagris gallopavo subtracted from:

| Name | Difference of Means | SE of Difference | T-Value | Adjusted P-Value |
|----------------------------|---------------------|------------------|---------|------------------|
| Meleagris gallopovo (skin) | 2.995 | 0.7858 | 3.811 | 0.0318 |

Grouping Information Using Bonferroni Method and 95.0% Confidence for W@Pjoint III

| Name | N | Mean | Grouping |
|----------------------------|---|--------|----------|
| Meleagris gallopovo (skin) | 1 | 10.880 | A |
| Meleagris gallopavo | 4 | 8.070 | A |

Means that do not share a letter are significantly different.

Name = Meleagris gallopavo subtracted from:

| Name | Difference of Means | SE of Difference | T-Value | Adjusted P-Value |
|----------------------------|---------------------|------------------|---------|------------------|
| Meleagris gallopovo (skin) | 2.810 | 2.667 | 1.054 | 0.3695 |

Grouping Information Using Tukey Method and 95.0% Confidence for W@Pjoint III

| Name | N | Mean | Grouping |
|----------------------------|---|--------|----------|
| Meleagris gallopovo (skin) | 1 | 10.880 | A |
| Meleagris gallopavo | 4 | 8.070 | A |

Means that do not share a letter are significantly different.

Name = Meleagris gallopavo subtracted from:

| Name | Difference of Means | SE of Difference | T-Value | Adjusted P-Value |
|----------------------------|---------------------|------------------|---------|------------------|
| Meleagris gallopovo (skin) | 2.810 | 2.667 | 1.054 | 0.3695 |

Grouping Information Using Bonferroni Method and 95.0% Confidence for W@Pjoint IV

| Name | N | Mean | Grouping |
|----------------------------|---|-------|----------|
| Meleagris gallopovo (skin) | 1 | 7.660 | A |
| Meleagris gallopavo | 4 | 7.125 | A |

Means that do not share a letter are significantly different.

Name = Meleagris gallopavo subtracted from:

| Name | Difference of Means | SE of Difference | T-Value | Adjusted P-Value |
|----------------------------|---------------------|------------------|---------|------------------|
| Meleagris gallopovo (skin) | 0.5350 | 0.2524 | 2.120 | 0.1242 |

Grouping Information Using Tukey Method and 95.0% Confidence for W@Pjoint IV

| Name | N | Mean | Grouping |
|----------------------------|---|-------|----------|
| Meleagris gallopovo (skin) | 1 | 7.660 | A |
| Meleagris gallopavo | 4 | 7.125 | A |

Means that do not share a letter are significantly different.

Name = Meleagris gallopavo subtracted from:

| Name | Difference of Means | SE of Difference | T-Value | Adjusted P-Value |
|----------------------------|---------------------|------------------|---------|------------------|
| Meleagris gallopovo (skin) | 0.5350 | 0.2524 | 2.120 | 0.1242 |

Grouping Information Using Bonferroni Method and 95.0% Confidence for W@2joint III

| Name | N | Mean | Grouping |
|----------------------------|---|-------|----------|
| Meleagris gallopovo (skin) | 1 | 9.560 | A |
| Meleagris gallopavo | 4 | 7.375 | B |

Means that do not share a letter are significantly different.

Name = Meleagris gallopavo subtracted from:

| Name | Difference of Means | SE of Difference | T-Value | Adjusted P-Value |
|----------------------------|---------------------|------------------|---------|------------------|
| Meleagris gallopovo (skin) | 2.185 | 0.3278 | 6.665 | 0.0069 |

Grouping Information Using Tukey Method and 95.0% Confidence for W@2joint III

| Name | N | Mean | Grouping |
|----------------------------|---|-------|----------|
| Meleagris gallopovo (skin) | 1 | 9.560 | A |
| Meleagris gallopavo | 4 | 7.375 | B |

Means that do not share a letter are significantly different.

Name = Meleagris gallopavo subtracted from:

| Name | Difference of Means | SE of Difference | T-Value | Adjusted P-Value |
|----------------------------|---------------------|------------------|---------|------------------|
| Meleagris gallopovo (skin) | 2.185 | 0.3278 | 6.665 | 0.0069 |

Grouping Information Using Bonferroni Method and 95.0% Confidence for W@2joint IV

| Name | N | Mean | Grouping |
|----------------------------|---|-------|----------|
| Meleagris gallopovo (skin) | 1 | 7.910 | A |
| Meleagris gallopavo | 4 | 6.168 | B |

Means that do not share a letter are significantly different.

Name = Meleagris gallopavo subtracted from:

| Name | Difference of Means | SE of Difference | T-Value | Adjusted P-Value |
|----------------------------|---------------------|------------------|---------|------------------|
| Meleagris gallopovo (skin) | 1.743 | 0.1593 | 10.94 | 0.0016 |

Grouping Information Using Tukey Method and 95.0% Confidence for W@2joint IV

| Name | N | Mean | Grouping |
|----------------------------|---|-------|----------|
| Meleagris gallopovo (skin) | 1 | 7.910 | A |
| Meleagris gallopavo | 4 | 6.168 | B |

Means that do not share a letter are significantly different.

Name = Meleagris gallopavo subtracted from:

| Name | Difference of Means | SE of Difference | T-Value | Adjusted P-Value |
|----------------------------|---------------------|------------------|---------|------------------|
| Meleagris gallopovo (skin) | 1.743 | 0.1593 | 10.94 | 0.0016 |

Grouping Information Using Bonferroni Method and 95.0% Confidence for W@3joint IV

| Name | N | Mean | Grouping |
|------|---|------|----------|
|------|---|------|----------|

| | | | |
|----------------------------|---|-------|---|
| Meleagris gallopovo (skin) | 1 | 7.460 | A |
| Meleagris gallopavo | 4 | 5.570 | B |

Means that do not share a letter are significantly different.

Name = Meleagris gallopavo subtracted from:

| Name | Difference of Means | SE of Difference | T-Value | Adjusted P-Value |
|----------------------------|---------------------|------------------|---------|------------------|
| Meleagris gallopovo (skin) | 1.890 | 0.1853 | 10.20 | 0.0020 |

Grouping Information Using Tukey Method and 95.0% Confidence for W@3joint IV

| Name | N | Mean | Grouping |
|----------------------------|---|-------|----------|
| Meleagris gallopovo (skin) | 1 | 7.460 | A |
| Meleagris gallopavo | 4 | 5.570 | B |

Means that do not share a letter are significantly different.

Name = Meleagris gallopavo subtracted from:

| Name | Difference of Means | SE of Difference | T-Value | Adjusted P-Value |
|----------------------------|---------------------|------------------|---------|------------------|
| Meleagris gallopovo (skin) | 1.890 | 0.1853 | 10.20 | 0.0020 |

Grouping Information Using Bonferroni Method and 95.0% Confidence for LoPhI,II

| Name | N | Mean | Grouping |
|----------------------------|---|--------|----------|
| Meleagris gallopavo | 4 | 30.740 | A |
| Meleagris gallopovo (skin) | 1 | 15.840 | B |

Means that do not share a letter are significantly different.

Name = Meleagris gallopavo subtracted from:

| Name | Difference of Means | SE of Difference | T-Value | Adjusted P-Value |
|----------------------------|---------------------|------------------|---------|------------------|
| Meleagris gallopovo (skin) | -14.90 | 1.361 | -10.95 | 0.0016 |

Grouping Information Using Tukey Method and 95.0% Confidence for LoPhI,II

| Name | N | Mean | Grouping |
|----------------------------|---|--------|----------|
| Meleagris gallopavo | 4 | 30.740 | A |
| Meleagris gallopovo (skin) | 1 | 15.840 | B |

Means that do not share a letter are significantly different.

Name = Meleagris gallopavo subtracted from:

| Name | Difference of Means | SE of Difference | T-Value | Adjusted P-Value |
|----------------------------|---------------------|------------------|---------|------------------|
| Meleagris gallopovo (skin) | -14.90 | 1.361 | -10.95 | 0.0016 |

Grouping Information Using Bonferroni Method and 95.0% Confidence for LoPhII,II

| Name | N | Mean | Grouping |
|----------------------------|---|--------|----------|
| Meleagris gallopavo | 4 | 21.720 | A |
| Meleagris gallopovo (skin) | 1 | 17.740 | B |

Means that do not share a letter are significantly different.

Name = Meleagris gallopavo subtracted from:

| Name | Difference of Means | SE of Difference | T-Value | Adjusted P-Value |
|----------------------------|------------------------|---------------------|---------|---------------------|
| Meleagris gallopovo (skin) | -3.980 | 1.170 | -3.402 | 0.0424 |

Grouping Information Using Tukey Method and 95.0% Confidence for LoPhII,II

| Name | N | Mean | Grouping |
|----------------------------|---|--------|----------|
| Meleagris gallopavo | 4 | 21.720 | A |
| Meleagris gallopovo (skin) | 1 | 17.740 | B |

Means that do not share a letter are significantly different.

Name = Meleagris gallopavo subtracted from:

| Name | Difference of Means | SE of Difference | T-Value | Adjusted P-Value |
|----------------------------|------------------------|---------------------|---------|---------------------|
| Meleagris gallopovo (skin) | -3.980 | 1.170 | -3.402 | 0.0424 |

Grouping Information Using Bonferroni Method and 95.0% Confidence for LoPhI,III

| Name | N | Mean | Grouping |
|----------------------------|---|--------|----------|
| Meleagris gallopavo | 4 | 33.553 | A |
| Meleagris gallopovo (skin) | 1 | 21.070 | B |

Means that do not share a letter are significantly different.

Name = Meleagris gallopavo subtracted from:

| Name | Difference of Means | SE of Difference | T-Value | Adjusted P-Value |
|----------------------------|------------------------|---------------------|---------|---------------------|
| Meleagris gallopovo (skin) | -12.48 | 1.673 | -7.463 | 0.0050 |

Grouping Information Using Tukey Method and 95.0% Confidence for LoPhI,III

| Name | N | Mean | Grouping |
|----------------------------|---|--------|----------|
| Meleagris gallopavo | 4 | 33.553 | A |
| Meleagris gallopovo (skin) | 1 | 21.070 | B |

Means that do not share a letter are significantly different.

Name = Meleagris gallopavo subtracted from:

| Name | Difference of Means | SE of Difference | T-Value | Adjusted P-Value |
|----------------------------|------------------------|---------------------|---------|---------------------|
| Meleagris gallopovo (skin) | -12.48 | 1.673 | -7.463 | 0.0050 |

Grouping Information Using Bonferroni Method and 95.0% Confidence for
LoPhII,III

| Name | N | Mean | Grouping |
|----------------------------|---|--------|----------|
| Meleagris gallopavo | 4 | 24.453 | A |
| Meleagris gallopovo (skin) | 1 | 17.930 | B |

Means that do not share a letter are significantly different.

Name = Meleagris gallopavo subtracted from:

| Name | Difference of Means | SE of Difference | T-Value | Adjusted P-Value |
|----------------------------|---------------------|------------------|---------|------------------|
| Meleagris gallopovo (skin) | -6.523 | 0.8067 | -8.086 | 0.0040 |

Grouping Information Using Tukey Method and 95.0% Confidence for LoPhII,III

| Name | N | Mean | Grouping |
|----------------------------|---|--------|----------|
| Meleagris gallopavo | 4 | 24.453 | A |
| Meleagris gallopovo (skin) | 1 | 17.930 | B |

Means that do not share a letter are significantly different.

Name = Meleagris gallopavo subtracted from:

| Name | Difference of Means | SE of Difference | T-Value | Adjusted P-Value |
|----------------------------|---------------------|------------------|---------|------------------|
| Meleagris gallopovo (skin) | -6.523 | 0.8067 | -8.086 | 0.0040 |

Grouping Information Using Bonferroni Method and 95.0% Confidence for LoPhIII,III

| Name | N | Mean | Grouping |
|----------------------------|---|--------|----------|
| Meleagris gallopavo | 4 | 19.355 | A |
| Meleagris gallopovo (skin) | 1 | 17.260 | A |

Means that do not share a letter are significantly different.

Name = Meleagris gallopavo subtracted from:

| Name | Difference of Means | SE of Difference | T-Value | Adjusted P-Value |
|----------------------------|---------------------|------------------|---------|------------------|
| Meleagris gallopovo (skin) | -2.095 | 1.058 | -1.979 | 0.1421 |

Grouping Information Using Tukey Method and 95.0% Confidence for LoPhIII,III

| Name | N | Mean | Grouping |
|----------------------------|---|--------|----------|
| Meleagris gallopavo | 4 | 19.355 | A |
| Meleagris gallopovo (skin) | 1 | 17.260 | A |

Means that do not share a letter are significantly different.

Name = Meleagris gallopavo subtracted from:

| Name | Difference of Means | SE of Difference | T-Value | Adjusted P-Value |
|----------------------------|---------------------|------------------|---------|------------------|
| Meleagris gallopovo (skin) | -2.095 | 1.058 | -1.979 | 0.1421 |

Grouping Information Using Bonferroni Method and 95.0% Confidence for LoPhI,IV

| Name | N | Mean | Grouping |
|----------------------------|---|--------|----------|
| Meleagris gallopavo | 4 | 23.623 | A |
| Meleagris gallopovo (skin) | 1 | 3.930 | B |

Means that do not share a letter are significantly different.

Name = Meleagris gallopavo subtracted from:

| Name | Difference of Means | SE of Difference | T-Value | Adjusted P-Value |
|----------------------------|---------------------|------------------|---------|------------------|
| Meleagris gallopovo (skin) | -19.69 | 1.002 | -19.66 | 0.0003 |

Grouping Information Using Tukey Method and 95.0% Confidence for LoPhI,IV

| Name | N | Mean | Grouping |
|----------------------------|---|--------|----------|
| Meleagris gallopavo | 4 | 23.623 | A |
| Meleagris gallopovo (skin) | 1 | 3.930 | B |

Means that do not share a letter are significantly different.

Name = Meleagris gallopavo subtracted from:

| Name | Difference of Means | SE of Difference | T-Value | Adjusted P-Value |
|----------------------------|---------------------|------------------|---------|------------------|
| Meleagris gallopovo (skin) | -19.69 | 1.002 | -19.66 | 0.0003 |

Grouping Information Using Bonferroni Method and 95.0% Confidence for LoPhII,IV

| Name | N | Mean | Grouping |
|----------------------------|---|--------|----------|
| Meleagris gallopavo | 4 | 14.268 | A |
| Meleagris gallopovo (skin) | 1 | 11.220 | B |

Means that do not share a letter are significantly different.

Name = Meleagris gallopavo subtracted from:

| Name | Difference of Means | SE of Difference | T-Value | Adjusted P-Value |
|----------------------------|---------------------|------------------|---------|------------------|
| Meleagris gallopovo (skin) | -3.047 | 0.8338 | -3.655 | 0.0354 |

Grouping Information Using Tukey Method and 95.0% Confidence for LoPhII,IV

| Name | N | Mean | Grouping |
|----------------------------|---|--------|----------|
| Meleagris gallopavo | 4 | 14.268 | A |
| Meleagris gallopovo (skin) | 1 | 11.220 | B |

Means that do not share a letter are significantly different.

Name = Meleagris gallopavo subtracted from:

| Name | Difference of Means | SE of Difference | T-Value | Adjusted P-Value |
|----------------------------|---------------------|------------------|---------|------------------|
| Meleagris gallopovo (skin) | -3.047 | 0.8338 | -3.655 | 0.0354 |

Grouping Information Using Bonferroni Method and 95.0% Confidence for LoPhIII,IV

| Name | N | Mean | Grouping |
|----------------------------|---|--------|----------|
| Meleagris gallopavo | 4 | 11.953 | A |
| Meleagris gallopovo (skin) | 1 | 8.520 | A |

Means that do not share a letter are significantly different.

Name = Meleagris gallopavo subtracted from:

| Name | Difference of Means | SE of Difference | T-Value | Adjusted P-Value |
|------|---------------------|------------------|---------|------------------|
| | | | | |

| | | | | |
|----------------------------|--------|-------|--------|--------|
| Meleagris gallopovo (skin) | -3.433 | 1.149 | -2.988 | 0.0582 |
|----------------------------|--------|-------|--------|--------|

Grouping Information Using Tukey Method and 95.0% Confidence for LoPhIII,IV

| Name | N | Mean | Grouping |
|----------------------------|---|--------|----------|
| Meleagris gallopavo | 4 | 11.953 | A |
| Meleagris gallopovo (skin) | 1 | 8.520 | A |

Means that do not share a letter are significantly different.

Name = Meleagris gallopavo subtracted from:

| Name | Difference of Means | SE of Difference | T-Value | Adjusted P-Value |
|----------------------------|---------------------|------------------|---------|------------------|
| Meleagris gallopovo (skin) | -3.433 | 1.149 | -2.988 | 0.0583 |

Grouping Information Using Bonferroni Method and 95.0% Confidence for LoPhIV,IV

| Name | N | Mean | Grouping |
|----------------------------|---|--------|----------|
| Meleagris gallopovo (skin) | 1 | 19.890 | A |
| Meleagris gallopavo | 4 | 13.587 | B |

Means that do not share a letter are significantly different.

Name = Meleagris gallopavo subtracted from:

| Name | Difference of Means | SE of Difference | T-Value | Adjusted P-Value |
|----------------------------|---------------------|------------------|---------|------------------|
| Meleagris gallopovo (skin) | 6.303 | 1.098 | 5.739 | 0.0105 |

Grouping Information Using Tukey Method and 95.0% Confidence for LoPhIV,IV

| Name | N | Mean | Grouping |
|----------------------------|---|--------|----------|
| Meleagris gallopovo (skin) | 1 | 19.890 | A |
| Meleagris gallopavo | 4 | 13.587 | B |

Means that do not share a letter are significantly different.

Name = Meleagris gallopavo subtracted from:

| Name | Difference of Means | SE of Difference | T-Value | Adjusted P-Value |
|----------------------------|---------------------|------------------|---------|------------------|
| Meleagris gallopovo (skin) | 6.303 | 1.098 | 5.739 | 0.0105 |

Grouping Information Using Bonferroni Method and 95.0% Confidence for Foot Length

| Name | N | Mean | Grouping |
|----------------------------|---|---------|----------|
| Meleagris gallopavo | 4 | 100.575 | A |
| Meleagris gallopovo (skin) | 1 | 81.170 | B |

Means that do not share a letter are significantly different.

Name = Meleagris gallopavo subtracted from:

| Name | Difference of Means | SE of Difference | T-Value | Adjusted P-Value |
|----------------------------|---------------------|------------------|---------|------------------|
| Meleagris gallopovo (skin) | -19.40 | 3.510 | -5.529 | 0.0117 |

Grouping Information Using Tukey Method and 95.0% Confidence for Foot Length

| Name | N | Mean | Grouping |
|----------------------------|---|---------|----------|
| Meleagris gallopavo | 4 | 100.575 | A |
| Meleagris gallopovo (skin) | 1 | 81.170 | B |

Means that do not share a letter are significantly different.

Name = Meleagris gallopavo subtracted from:

| Name | Difference of Means | SE of Difference | T-Value | Adjusted P-Value |
|----------------------------|---------------------|------------------|---------|------------------|
| Meleagris gallopovo (skin) | -19.40 | 3.510 | -5.529 | 0.0117 |

Grouping Information Using Bonferroni Method and 95.0% Confidence for Lotmt

| Name | N | Mean | Grouping |
|----------------------------|---|---------|----------|
| Meleagris gallopavo | 4 | 166.397 | A |
| Meleagris gallopovo (skin) | 1 | 128.000 | B |

Means that do not share a letter are significantly different.

Name = Meleagris gallopavo subtracted from:

| Name | Difference of Means | SE of Difference | T-Value | Adjusted P-Value |
|----------------------------|---------------------|------------------|---------|------------------|
| Meleagris gallopovo (skin) | -38.40 | 8.050 | -4.770 | 0.0175 |

Grouping Information Using Tukey Method and 95.0% Confidence for Lotmt

| Name | N | Mean | Grouping |
|----------------------------|---|---------|----------|
| Meleagris gallopavo | 4 | 166.397 | A |
| Meleagris gallopovo (skin) | 1 | 128.000 | B |

Means that do not share a letter are significantly different.

Name = Meleagris gallopavo subtracted from:

| Name | Difference of Means | SE of Difference | T-Value | Adjusted P-Value |
|----------------------------|---------------------|------------------|---------|------------------|
| Meleagris gallopovo (skin) | -38.40 | 8.050 | -4.770 | 0.0175 |

Grouping Information Using Bonferroni Method and 95.0% Confidence for Wotmt@prox

| Name | N | Mean | Grouping |
|----------------------------|---|--------|----------|
| Meleagris gallopavo | 4 | 24.467 | A |
| Meleagris gallopovo (skin) | 1 | 22.380 | A |

Means that do not share a letter are significantly different.

Name = Meleagris gallopavo subtracted from:

| Name | Difference of Means | SE of Difference | T-Value | Adjusted P-Value |
|----------------------------|---------------------|------------------|---------|------------------|
| Meleagris gallopovo (skin) | -2.088 | 0.8737 | -2.389 | 0.0968 |

Grouping Information Using Tukey Method and 95.0% Confidence for Wotmt@prox

| Name | N | Mean | Grouping |
|----------------------------|---|--------|----------|
| Meleagris gallopavo | 4 | 24.467 | A |
| Meleagris gallopovo (skin) | 1 | 22.380 | A |

Means that do not share a letter are significantly different.

Name = Meleagris gallopavo subtracted from:

| Name | Difference of Means | SE of Difference | T-Value | Adjusted P-Value |
|----------------------------|---------------------|------------------|---------|------------------|
| Meleagris gallopovo (skin) | -2.088 | 0.8737 | -2.389 | 0.0968 |

Grouping Information Using Bonferroni Method and 95.0% Confidence for Wotmt@cond

| Name | N | Mean | Grouping |
|----------------------------|---|--------|----------|
| Meleagris gallopovo (skin) | 1 | 24.680 | A |
| Meleagris gallopavo | 4 | 23.373 | A |

Means that do not share a letter are significantly different.

Name = Meleagris gallopavo subtracted from:

| Name | Difference of Means | SE of Difference | T-Value | Adjusted P-Value |
|----------------------------|---------------------|------------------|---------|------------------|
| Meleagris gallopovo (skin) | 1.307 | 0.9246 | 1.414 | 0.2522 |

Grouping Information Using Tukey Method and 95.0% Confidence for Wotmt@cond

| Name | N | Mean | Grouping |
|----------------------------|---|--------|----------|
| Meleagris gallopovo (skin) | 1 | 24.680 | A |
| Meleagris gallopavo | 4 | 23.373 | A |

Means that do not share a letter are significantly different.

Name = Meleagris gallopavo subtracted from:

| Name | Difference of Means | SE of Difference | T-Value | Adjusted P-Value |
|----------------------------|---------------------|------------------|---------|------------------|
| Meleagris gallopovo (skin) | 1.307 | 0.9246 | 1.414 | 0.2522 |

General Linear Model: LoDI, LoDII, ... versus Name

| Factor | Type | Levels | Values |
|--------|-------|--------|---|
| Name | fixed | 3 | Molothrus ater, Molothrus ater (alcohol), Molothrus ater (skin) |

Analysis of Variance for LoDI, using Adjusted SS for Tests

| Source | DF | Seq SS | Adj SS | Adj MS | F | P |
|--------|----|--------|--------|--------|------|-------|
| Name | 2 | 0.5441 | 0.5441 | 0.2721 | 0.75 | 0.529 |
| Error | 4 | 1.4494 | 1.4494 | 0.3624 | | |
| Total | 6 | 1.9935 | | | | |

S = 0.601955 R-Sq = 27.30% R-Sq(adj) = 0.00%

Unusual Observations for LoDI

| Obs | LoDI | Fit | SE Fit | Residual | St Resid |
|-----|---------|---------|--------|----------|----------|
| 5 | 10.3300 | 10.3300 | 0.6020 | 0.0000 | * X |

X denotes an observation whose X value gives it large leverage.

Analysis of Variance for LoDII, using Adjusted SS for Tests

| Source | DF | Seq SS | Adj SS | Adj MS | F | P |
|--------|----|--------|--------|--------|------|-------|
| Name | 2 | 0.4835 | 0.4835 | 0.2418 | 0.57 | 0.605 |
| Error | 4 | 1.6907 | 1.6907 | 0.4227 | | |
| Total | 6 | 2.1742 | | | | |

S = 0.650130 R-Sq = 22.24% R-Sq(adj) = 0.00%

Unusual Observations for LoDII

| Obs | LoDII | Fit | SE Fit | Residual | St Resid |
|-----|---------|---------|--------|----------|----------|
| 5 | 11.3800 | 11.3800 | 0.6501 | 0.0000 | * X |

X denotes an observation whose X value gives it large leverage.

Analysis of Variance for LoDIII, using Adjusted SS for Tests

| Source | DF | Seq SS | Adj SS | Adj MS | F | P |
|--------|----|--------|--------|--------|------|-------|
| Name | 2 | 3.5249 | 3.5249 | 1.7624 | 1.97 | 0.254 |
| Error | 4 | 3.5763 | 3.5763 | 0.8941 | | |
| Total | 6 | 7.1012 | | | | |

S = 0.945552 R-Sq = 49.64% R-Sq(adj) = 24.46%

Unusual Observations for LoDIII

| Obs | LoDIII | Fit | SE Fit | Residual | St Resid |
|-----|---------|---------|--------|----------|----------|
| 5 | 16.2300 | 16.2300 | 0.9456 | 0.0000 | * X |

X denotes an observation whose X value gives it large leverage.

Analysis of Variance for LoDIV, using Adjusted SS for Tests

| Source | DF | Seq SS | Adj SS | Adj MS | F | P |
|--------|----|--------|--------|--------|------|-------|
| Name | 2 | 1.3045 | 1.3045 | 0.6523 | 0.67 | 0.562 |
| Error | 4 | 3.9065 | 3.9065 | 0.9766 | | |
| Total | 6 | 5.2111 | | | | |

S = 0.988250 R-Sq = 25.03% R-Sq(adj) = 0.00%

Unusual Observations for LoDIV

St

| Obs | LoDIV | Fit | SE Fit | Residual | Resid |
|-----|---------|---------|--------|----------|-------|
| 5 | 14.4400 | 14.4400 | 0.9882 | 0.0000 | * X |

X denotes an observation whose X value gives it large leverage.

Analysis of Variance for W@Pjoint II, using Adjusted SS for Tests

| Source | DF | Seq SS | Adj SS | Adj MS | F | P |
|--------|----|---------|---------|---------|------|-------|
| Name | 2 | 0.39147 | 0.39147 | 0.19573 | 5.78 | 0.066 |
| Error | 4 | 0.13547 | 0.13547 | 0.03387 | | |
| Total | 6 | 0.52694 | | | | |

S = 0.184035 R-Sq = 74.29% R-Sq(adj) = 61.44%

Unusual Observations for W@Pjoint II

| Obs | W@Pjoint II | Fit | SE Fit | Residual | Resid | St |
|-----|-------------|---------|---------|----------|-------|----|
| 5 | 1.50000 | 1.50000 | 0.18403 | 0.00000 | * X | |

X denotes an observation whose X value gives it large leverage.

Analysis of Variance for W@Pjoint III, using Adjusted SS for Tests

| Source | DF | Seq SS | Adj SS | Adj MS | F | P |
|--------|----|---------|---------|---------|-------|-------|
| Name | 2 | 0.73959 | 0.73959 | 0.36979 | 10.35 | 0.026 |
| Error | 4 | 0.14290 | 0.14290 | 0.03572 | | |
| Total | 6 | 0.88249 | | | | |

S = 0.189011 R-Sq = 83.81% R-Sq(adj) = 75.71%

Unusual Observations for W@Pjoint III

| Obs | W@Pjoint III | Fit | SE Fit | Residual | Resid | St |
|-----|--------------|---------|---------|----------|-------|----|
| 5 | 1.69000 | 1.69000 | 0.18901 | 0.00000 | * X | |

X denotes an observation whose X value gives it large leverage.

Analysis of Variance for W@2joint III, using Adjusted SS for Tests

| Source | DF | Seq SS | Adj SS | Adj MS | F | P |
|--------|----|---------|---------|---------|------|-------|
| Name | 2 | 0.47427 | 0.47427 | 0.23713 | 5.27 | 0.076 |
| Error | 4 | 0.17988 | 0.17988 | 0.04497 | | |
| Total | 6 | 0.65414 | | | | |

S = 0.212058 R-Sq = 72.50% R-Sq(adj) = 58.75%

Unusual Observations for W@2joint III

| Obs | W@2joint III | Fit | SE Fit | Residual | Resid | St |
|-----|--------------|---------|---------|----------|-------|----|
| 5 | 1.62000 | 1.62000 | 0.21206 | 0.00000 | * X | |

X denotes an observation whose X value gives it large leverage.

Analysis of Variance for W@2joint IV, using Adjusted SS for Tests

| Source | DF | Seq SS | Adj SS | Adj MS | F | P |
|--------|----|---------|---------|---------|--------|-------|
| Name | 2 | 0.50690 | 0.50690 | 0.25345 | 248.78 | 0.000 |
| Error | 4 | 0.00407 | 0.00407 | 0.00102 | | |
| Total | 6 | 0.51097 | | | | |

S = 0.0319179 R-Sq = 99.20% R-Sq(adj) = 98.80%

Unusual Observations for W@2joint IV

| Obs | W@2joint IV | Fit | SE Fit | Residual | St Resid |
|-----|-------------|---------|---------|----------|----------|
| 5 | 1.45000 | 1.45000 | 0.03192 | 0.00000 | * X |

X denotes an observation whose X value gives it large leverage.

Analysis of Variance for W@3joint IV, using Adjusted SS for Tests

| Source | DF | Seq SS | Adj SS | Adj MS | F | P |
|--------|----|---------|---------|---------|-------|-------|
| Name | 2 | 0.43976 | 0.43976 | 0.21988 | 24.76 | 0.006 |
| Error | 4 | 0.03552 | 0.03552 | 0.00888 | | |
| Total | 6 | 0.47529 | | | | |

S = 0.0942404 R-Sq = 92.53% R-Sq(adj) = 88.79%

Unusual Observations for W@3joint IV

| Obs | W@3joint IV | Fit | SE Fit | Residual | St Resid |
|-----|-------------|---------|---------|----------|----------|
| 5 | 1.29000 | 1.29000 | 0.09424 | 0.00000 | * X |

X denotes an observation whose X value gives it large leverage.

Analysis of Variance for LoPhI,II, using Adjusted SS for Tests

| Source | DF | Seq SS | Adj SS | Adj MS | F | P |
|--------|----|--------|--------|--------|--------|-------|
| Name | 2 | 22.422 | 22.422 | 11.211 | 109.99 | 0.000 |
| Error | 4 | 0.408 | 0.408 | 0.102 | | |
| Total | 6 | 22.830 | | | | |

S = 0.319267 R-Sq = 98.21% R-Sq(adj) = 97.32%

Unusual Observations for LoPhI,II

| Obs | LoPhI,II | Fit | SE Fit | Residual | St Resid |
|-----|----------|---------|---------|----------|----------|
| 5 | 1.97000 | 1.97000 | 0.31927 | 0.00000 | * X |

X denotes an observation whose X value gives it large leverage.

Analysis of Variance for LoPhII,II, using Adjusted SS for Tests

| Source | DF | Seq SS | Adj SS | Adj MS | F | P |
|--------|----|--------|--------|--------|-------|-------|
| Name | 2 | 8.6332 | 8.6332 | 4.3166 | 17.91 | 0.010 |
| Error | 4 | 0.9641 | 0.9641 | 0.2410 | | |
| Total | 6 | 9.5973 | | | | |

S = 0.490949 R-Sq = 89.95% R-Sq(adj) = 84.93%

Unusual Observations for LoPhII,II

| Obs | LoPhII,II | Fit | SE Fit | Residual | St Resid |
|-----|-----------|---------|---------|----------|----------|
| 5 | 4.42000 | 4.42000 | 0.49095 | 0.00000 | * X |

X denotes an observation whose X value gives it large leverage.

Analysis of Variance for LoPhII,III, using Adjusted SS for Tests

| Source | DF | Seq SS | Adj SS | Adj MS | F | P |
|--------|----|--------|--------|--------|-------|-------|
| Name | 2 | 7.3391 | 7.3391 | 3.6696 | 25.60 | 0.005 |
| Error | 4 | 0.5735 | 0.5735 | 0.1434 | | |
| Total | 6 | 7.9126 | | | | |

S = 0.378641 R-Sq = 92.75% R-Sq(adj) = 89.13%

Unusual Observations for LoPhII,III

| Obs | LoPhII,III | Fit | SE Fit | Residual | St Resid |
|-----|------------|---------|---------|----------|----------|
| 5 | 5.01000 | 5.01000 | 0.37864 | -0.00000 | * X |

X denotes an observation whose X value gives it large leverage.

Analysis of Variance for LoPhIII,III, using Adjusted SS for Tests

| Source | DF | Seq SS | Adj SS | Adj MS | F | P |
|--------|----|---------|---------|--------|-------|-------|
| Name | 2 | 12.0131 | 12.0131 | 6.0065 | 18.19 | 0.010 |
| Error | 4 | 1.3209 | 1.3209 | 0.3302 | | |
| Total | 6 | 13.3340 | | | | |

S = 0.574652 R-Sq = 90.09% R-Sq(adj) = 85.14%

Unusual Observations for LoPhIII,III

| Obs | LoPhIII,III | Fit | SE Fit | Residual | St Resid |
|-----|-------------|---------|---------|----------|----------|
| 5 | 8.24000 | 8.24000 | 0.57465 | -0.00000 | * X |

X denotes an observation whose X value gives it large leverage.

Analysis of Variance for LoPhII,IV, using Adjusted SS for Tests

| Source | DF | Seq SS | Adj SS | Adj MS | F | P |
|--------|----|--------|--------|--------|---|---|
|--------|----|--------|--------|--------|---|---|

| | | | | | | |
|-------|---|---------|---------|---------|------|-------|
| Name | 2 | 0.93947 | 0.93947 | 0.46974 | 7.29 | 0.046 |
| Error | 4 | 0.25790 | 0.25790 | 0.06448 | | |
| Total | 6 | 1.19737 | | | | |

S = 0.253919 R-Sq = 78.46% R-Sq(adj) = 67.69%

Unusual Observations for LoPhII,IV

| Obs | LoPhII,IV | Fit | SE Fit | Residual | St Resid |
|-----|-----------|---------|---------|----------|----------|
| 5 | 2.31000 | 2.31000 | 0.25392 | -0.00000 | * X |

X denotes an observation whose X value gives it large leverage.

Analysis of Variance for LoPhIII,IV, using Adjusted SS for Tests

| Source | DF | Seq SS | Adj SS | Adj MS | F | P |
|--------|----|--------|--------|--------|------|-------|
| Name | 2 | 0.6946 | 0.6946 | 0.3473 | 2.59 | 0.190 |
| Error | 4 | 0.5357 | 0.5357 | 0.1339 | | |
| Total | 6 | 1.2303 | | | | |

S = 0.365966 R-Sq = 56.46% R-Sq(adj) = 34.69%

Unusual Observations for LoPhIII,IV

| Obs | LoPhIII,IV | Fit | SE Fit | Residual | St Resid |
|-----|------------|---------|---------|----------|----------|
| 5 | 2.30000 | 2.30000 | 0.36597 | -0.00000 | * X |

X denotes an observation whose X value gives it large leverage.

Analysis of Variance for LoPhIV,IV, using Adjusted SS for Tests

| Source | DF | Seq SS | Adj SS | Adj MS | F | P |
|--------|----|--------|--------|--------|------|-------|
| Name | 2 | 2.9510 | 2.9510 | 1.4755 | 7.98 | 0.040 |
| Error | 4 | 0.7398 | 0.7398 | 0.1850 | | |
| Total | 6 | 3.6908 | | | | |

S = 0.430058 R-Sq = 79.96% R-Sq(adj) = 69.93%

Unusual Observations for LoPhIV,IV

| Obs | LoPhIV,IV | Fit | SE Fit | Residual | St Resid |
|-----|-----------|---------|---------|----------|----------|
| 5 | 5.25000 | 5.25000 | 0.43006 | 0.00000 | * X |

X denotes an observation whose X value gives it large leverage.

Analysis of Variance for Lotmt, using Adjusted SS for Tests

| Source | DF | Seq SS | Adj SS | Adj MS | F | P |
|--------|----|--------|--------|--------|-------|-------|
| Name | 2 | 53.579 | 53.579 | 26.789 | 14.06 | 0.016 |
| Error | 4 | 7.624 | 7.624 | 1.906 | | |
| Total | 6 | 61.203 | | | | |

S = 1.38058 R-Sq = 87.54% R-Sq(adj) = 81.31%

Unusual Observations for Lotmt

| Obs | Lotmt | Fit | SE Fit | Residual | St Resid |
|-----|---------|---------|--------|----------|----------|
| 5 | 32.6300 | 32.6300 | 1.3806 | 0.0000 | * X |

X denotes an observation whose X value gives it large leverage.

Analysis of Variance for Wotmt@prox, using Adjusted SS for Tests

| Source | DF | Seq SS | Adj SS | Adj MS | F | P |
|--------|----|---------|---------|---------|------|-------|
| Name | 2 | 0.31339 | 0.31339 | 0.15670 | 1.61 | 0.307 |
| Error | 4 | 0.38975 | 0.38975 | 0.09744 | | |
| Total | 6 | 0.70314 | | | | |

S = 0.312150 R-Sq = 44.57% R-Sq(adj) = 16.86%

Unusual Observations for Wotmt@prox

| Obs | Wotmt@prox | Fit | SE Fit | Residual | St Resid |
|-----|------------|---------|---------|----------|----------|
| 5 | 3.61000 | 3.61000 | 0.31215 | -0.00000 | * X |

X denotes an observation whose X value gives it large leverage.

Analysis of Variance for Wotmt@cond, using Adjusted SS for Tests

| Source | DF | Seq SS | Adj SS | Adj MS | F | P |
|--------|----|--------|--------|--------|------|-------|
| Name | 2 | 4.4737 | 4.4737 | 2.2369 | 4.33 | 0.100 |
| Error | 4 | 2.0682 | 2.0682 | 0.5170 | | |
| Total | 6 | 6.5419 | | | | |

S = 0.719053 R-Sq = 68.39% R-Sq(adj) = 52.58%

Unusual Observations for Wotmt@cond

| Obs | Wotmt@cond | Fit | SE Fit | Residual | St Resid |
|-----|------------|---------|---------|----------|----------|
| 5 | 3.90000 | 3.90000 | 0.71905 | -0.00000 | * X |

X denotes an observation whose X value gives it large leverage.

Grouping Information Using Bonferroni Method and 95.0% Confidence for LoDI

| Name | N | Mean | Grouping |
|--------------------------|---|--------|----------|
| Molothrus ater (alcohol) | 2 | 10.500 | A |
| Molothrus ater (skin) | 1 | 10.330 | A |
| Molothrus ater | 4 | 9.890 | A |

Means that do not share a letter are significantly different.

Name = *Molothrus ater* subtracted from:

| Name | Difference of Means | SE of Difference | T-Value | Adjusted P-Value |
|---------------------------------|------------------------|---------------------|---------|---------------------|
| <i>Molothrus ater</i> (alcohol) | 0.6100 | 0.5213 | 1.1701 | 0.9207 |
| <i>Molothrus ater</i> (skin) | 0.4400 | 0.6730 | 0.6538 | 1.0000 |

Name = *Molothrus ater* (alcohol) subtracted from:

| Name | Difference of Means | SE of Difference | T-Value | Adjusted P-Value |
|------------------------------|------------------------|---------------------|---------|---------------------|
| <i>Molothrus ater</i> (skin) | -0.1700 | 0.7372 | -0.2306 | 1.000 |

Grouping Information Using Tukey Method and 95.0% Confidence for LoDI

| Name | N | Mean | Grouping |
|---------------------------------|---|--------|----------|
| <i>Molothrus ater</i> (alcohol) | 2 | 10.500 | A |
| <i>Molothrus ater</i> (skin) | 1 | 10.330 | A |
| <i>Molothrus ater</i> | 4 | 9.890 | A |

Means that do not share a letter are significantly different.

Name = *Molothrus ater* subtracted from:

| Name | Difference of Means | SE of Difference | T-Value | Adjusted P-Value |
|---------------------------------|------------------------|---------------------|---------|---------------------|
| <i>Molothrus ater</i> (alcohol) | 0.6100 | 0.5213 | 1.1701 | 0.5280 |
| <i>Molothrus ater</i> (skin) | 0.4400 | 0.6730 | 0.6538 | 0.8005 |

Name = *Molothrus ater* (alcohol) subtracted from:

| Name | Difference of Means | SE of Difference | T-Value | Adjusted P-Value |
|------------------------------|------------------------|---------------------|---------|---------------------|
| <i>Molothrus ater</i> (skin) | -0.1700 | 0.7372 | -0.2306 | 0.9713 |

Grouping Information Using Bonferroni Method and 95.0% Confidence for LoDII

| Name | N | Mean | Grouping |
|---------------------------------|---|--------|----------|
| <i>Molothrus ater</i> (alcohol) | 2 | 12.220 | A |
| <i>Molothrus ater</i> | 4 | 11.853 | A |
| <i>Molothrus ater</i> (skin) | 1 | 11.380 | A |

Means that do not share a letter are significantly different.

Name = *Molothrus ater* subtracted from:

| Name | Difference of Means | SE of Difference | T-Value | Adjusted P-Value |
|---------------------------------|------------------------|---------------------|---------|---------------------|
| <i>Molothrus ater</i> (alcohol) | 0.3675 | 0.5630 | 0.6527 | 1.000 |
| <i>Molothrus ater</i> (skin) | -0.4725 | 0.7269 | -0.6500 | 1.000 |

Name = *Molothrus ater* (alcohol) subtracted from:

| Name | Difference of Means | SE of Difference | T-Value | Adjusted P-Value |
|------------------------------|------------------------|---------------------|---------|---------------------|
| <i>Molothrus ater</i> (skin) | -0.8400 | 0.7962 | -1.055 | 1.000 |

Grouping Information Using Tukey Method and 95.0% Confidence for LoDII

| Name | N | Mean | Grouping |
|--------------------------|---|--------|----------|
| Molothrus ater (alcohol) | 2 | 12.220 | A |
| Molothrus ater | 4 | 11.853 | A |
| Molothrus ater (skin) | 1 | 11.380 | A |

Means that do not share a letter are significantly different.

Name = Molothrus ater subtracted from:

| Name | Difference of Means | SE of Difference | T-Value | Adjusted P-Value |
|--------------------------|---------------------|------------------|---------|------------------|
| Molothrus ater (alcohol) | 0.3675 | 0.5630 | 0.6527 | 0.8010 |
| Molothrus ater (skin) | -0.4725 | 0.7269 | -0.6500 | 0.8024 |

Name = Molothrus ater (alcohol) subtracted from:

| Name | Difference of Means | SE of Difference | T-Value | Adjusted P-Value |
|-----------------------|---------------------|------------------|---------|------------------|
| Molothrus ater (skin) | -0.8400 | 0.7962 | -1.055 | 0.5863 |

Grouping Information Using Bonferroni Method and 95.0% Confidence for LoDIII

| Name | N | Mean | Grouping |
|--------------------------|---|--------|----------|
| Molothrus ater | 4 | 17.198 | A |
| Molothrus ater (skin) | 1 | 16.230 | A |
| Molothrus ater (alcohol) | 2 | 15.610 | A |

Means that do not share a letter are significantly different.

Name = Molothrus ater subtracted from:

| Name | Difference of Means | SE of Difference | T-Value | Adjusted P-Value |
|--------------------------|---------------------|------------------|---------|------------------|
| Molothrus ater (alcohol) | -1.587 | 0.8189 | -1.939 | 0.3737 |
| Molothrus ater (skin) | -0.967 | 1.0572 | -0.915 | 1.0000 |

Name = Molothrus ater (alcohol) subtracted from:

| Name | Difference of Means | SE of Difference | T-Value | Adjusted P-Value |
|-----------------------|---------------------|------------------|---------|------------------|
| Molothrus ater (skin) | 0.6200 | 1.158 | 0.5354 | 1.000 |

Grouping Information Using Tukey Method and 95.0% Confidence for LoDIII

| Name | N | Mean | Grouping |
|--------------------------|---|--------|----------|
| Molothrus ater | 4 | 17.198 | A |
| Molothrus ater (skin) | 1 | 16.230 | A |
| Molothrus ater (alcohol) | 2 | 15.610 | A |

Means that do not share a letter are significantly different.

Name = Molothrus ater subtracted from:

| Name | Difference of Means | SE of Difference | T-Value | Adjusted P-Value |
|--------------------------|---------------------|------------------|---------|------------------|
| Molothrus ater (alcohol) | -1.587 | 0.8189 | -1.939 | 0.2426 |
| Molothrus ater (skin) | -0.967 | 1.0572 | -0.915 | 0.6606 |

Name = *Molothrus ater* (alcohol) subtracted from:

| Name | Difference of Means | SE of Difference | T-Value | Adjusted P-Value |
|------------------------------|---------------------|------------------|---------|------------------|
| <i>Molothrus ater</i> (skin) | 0.6200 | 1.158 | 0.5354 | 0.8590 |

Grouping Information Using Bonferroni Method and 95.0% Confidence for LoDIV

| Name | N | Mean | Grouping |
|---------------------------------|---|--------|----------|
| <i>Molothrus ater</i> (skin) | 1 | 14.440 | A |
| <i>Molothrus ater</i> (alcohol) | 2 | 13.695 | A |
| <i>Molothrus ater</i> | 4 | 13.205 | A |

Means that do not share a letter are significantly different.

Name = *Molothrus ater* subtracted from:

| Name | Difference of Means | SE of Difference | T-Value | Adjusted P-Value |
|---------------------------------|---------------------|------------------|---------|------------------|
| <i>Molothrus ater</i> (alcohol) | 0.4900 | 0.8558 | 0.5725 | 1.0000 |
| <i>Molothrus ater</i> (skin) | 1.2350 | 1.1049 | 1.1178 | 0.9788 |

Name = *Molothrus ater* (alcohol) subtracted from:

| Name | Difference of Means | SE of Difference | T-Value | Adjusted P-Value |
|------------------------------|---------------------|------------------|---------|------------------|
| <i>Molothrus ater</i> (skin) | 0.7450 | 1.210 | 0.6155 | 1.000 |

Grouping Information Using Tukey Method and 95.0% Confidence for LoDIV

| Name | N | Mean | Grouping |
|---------------------------------|---|--------|----------|
| <i>Molothrus ater</i> (skin) | 1 | 14.440 | A |
| <i>Molothrus ater</i> (alcohol) | 2 | 13.695 | A |
| <i>Molothrus ater</i> | 4 | 13.205 | A |

Means that do not share a letter are significantly different.

Name = *Molothrus ater* subtracted from:

| Name | Difference of Means | SE of Difference | T-Value | Adjusted P-Value |
|---------------------------------|---------------------|------------------|---------|------------------|
| <i>Molothrus ater</i> (alcohol) | 0.4900 | 0.8558 | 0.5725 | 0.8413 |
| <i>Molothrus ater</i> (skin) | 1.2350 | 1.1049 | 1.1178 | 0.5541 |

Name = *Molothrus ater* (alcohol) subtracted from:

| Name | Difference of Means | SE of Difference | T-Value | Adjusted P-Value |
|------------------------------|---------------------|------------------|---------|------------------|
| <i>Molothrus ater</i> (skin) | 0.7450 | 1.210 | 0.6155 | 0.8200 |

Grouping Information Using Bonferroni Method and 95.0% Confidence for W@Pjoint

II

| Name | N | Mean | Grouping |
|---------------------------------|---|-------|----------|
| <i>Molothrus ater</i> (alcohol) | 2 | 1.730 | A |
| <i>Molothrus ater</i> (skin) | 1 | 1.500 | A |

Molothrus ater 4 1.198 A

Means that do not share a letter are significantly different.

Name = Molothrus ater subtracted from:

| Name | Difference of Means | SE of Difference | T-Value | Adjusted P-Value |
|--------------------------|---------------------|------------------|---------|------------------|
| Molothrus ater (alcohol) | 0.5325 | 0.1594 | 3.341 | 0.0864 |
| Molothrus ater (skin) | 0.3025 | 0.2058 | 1.470 | 0.6464 |

Name = Molothrus ater (alcohol) subtracted from:

| Name | Difference of Means | SE of Difference | T-Value | Adjusted P-Value |
|-----------------------|---------------------|------------------|---------|------------------|
| Molothrus ater (skin) | -0.2300 | 0.2254 | -1.020 | 1.000 |

Grouping Information Using Tukey Method and 95.0% Confidence for W@Pjoint II

| Name | N | Mean | Grouping |
|--------------------------|---|-------|----------|
| Molothrus ater (alcohol) | 2 | 1.730 | A |
| Molothrus ater (skin) | 1 | 1.500 | A |
| Molothrus ater | 4 | 1.198 | A |

Means that do not share a letter are significantly different.

Name = Molothrus ater subtracted from:

| Name | Difference of Means | SE of Difference | T-Value | Adjusted P-Value |
|--------------------------|---------------------|------------------|---------|------------------|
| Molothrus ater (alcohol) | 0.5325 | 0.1594 | 3.341 | 0.0609 |
| Molothrus ater (skin) | 0.3025 | 0.2058 | 1.470 | 0.3939 |

Name = Molothrus ater (alcohol) subtracted from:

| Name | Difference of Means | SE of Difference | T-Value | Adjusted P-Value |
|-----------------------|---------------------|------------------|---------|------------------|
| Molothrus ater (skin) | -0.2300 | 0.2254 | -1.020 | 0.6044 |

Grouping Information Using Bonferroni Method and 95.0% Confidence for W@Pjoint III

| Name | N | Mean | Grouping |
|--------------------------|---|-------|----------|
| Molothrus ater (alcohol) | 2 | 2.030 | A |
| Molothrus ater (skin) | 1 | 1.690 | A B |
| Molothrus ater | 4 | 1.295 | B |

Means that do not share a letter are significantly different.

Name = Molothrus ater subtracted from:

| Name | Difference of Means | SE of Difference | T-Value | Adjusted P-Value |
|--------------------------|---------------------|------------------|---------|------------------|
| Molothrus ater (alcohol) | 0.7350 | 0.1637 | 4.490 | 0.0327 |
| Molothrus ater (skin) | 0.3950 | 0.2113 | 1.869 | 0.4049 |

Name = Molothrus ater (alcohol) subtracted from:

| Name | Difference of Means | SE of Difference | T-Value | Adjusted P-Value |
|-----------------------|------------------------|---------------------|---------|---------------------|
| Molothrus ater (skin) | -0.3400 | 0.2315 | -1.469 | 0.6475 |

Grouping Information Using Tukey Method and 95.0% Confidence for W@Pjoint III

| Name | N | Mean | Grouping |
|--------------------------|---|-------|----------|
| Molothrus ater (alcohol) | 2 | 2.030 | A |
| Molothrus ater (skin) | 1 | 1.690 | A B |
| Molothrus ater | 4 | 1.295 | B |

Means that do not share a letter are significantly different.

Name = Molothrus ater subtracted from:

| Name | Difference of Means | SE of Difference | T-Value | Adjusted P-Value |
|--------------------------|------------------------|---------------------|---------|---------------------|
| Molothrus ater (alcohol) | 0.7350 | 0.1637 | 4.490 | 0.0236 |
| Molothrus ater (skin) | 0.3950 | 0.2113 | 1.869 | 0.2609 |

Name = Molothrus ater (alcohol) subtracted from:

| Name | Difference of Means | SE of Difference | T-Value | Adjusted P-Value |
|-----------------------|------------------------|---------------------|---------|---------------------|
| Molothrus ater (skin) | -0.3400 | 0.2315 | -1.469 | 0.3945 |

Grouping Information Using Bonferroni Method and 95.0% Confidence for W@2joint III

| Name | N | Mean | Grouping |
|--------------------------|---|-------|----------|
| Molothrus ater (alcohol) | 2 | 1.690 | A |
| Molothrus ater (skin) | 1 | 1.620 | A |
| Molothrus ater | 4 | 1.142 | A |

Means that do not share a letter are significantly different.

Name = Molothrus ater subtracted from:

| Name | Difference of Means | SE of Difference | T-Value | Adjusted P-Value |
|--------------------------|------------------------|---------------------|---------|---------------------|
| Molothrus ater (alcohol) | 0.5475 | 0.1836 | 2.981 | 0.1221 |
| Molothrus ater (skin) | 0.4775 | 0.2371 | 2.014 | 0.3428 |

Name = Molothrus ater (alcohol) subtracted from:

| Name | Difference of Means | SE of Difference | T-Value | Adjusted P-Value |
|-----------------------|------------------------|---------------------|---------|---------------------|
| Molothrus ater (skin) | -0.07000 | 0.2597 | -0.2695 | 1.000 |

Grouping Information Using Tukey Method and 95.0% Confidence for W@2joint III

| Name | N | Mean | Grouping |
|--------------------------|---|-------|----------|
| Molothrus ater (alcohol) | 2 | 1.690 | A |
| Molothrus ater (skin) | 1 | 1.620 | A |
| Molothrus ater | 4 | 1.142 | A |

Means that do not share a letter are significantly different.

Name = *Molothrus ater* subtracted from:

| Name | Difference of Means | SE of Difference | T-Value | Adjusted P-Value |
|---------------------------------|---------------------|------------------|---------|------------------|
| <i>Molothrus ater</i> (alcohol) | 0.5475 | 0.1836 | 2.981 | 0.0849 |
| <i>Molothrus ater</i> (skin) | 0.4775 | 0.2371 | 2.014 | 0.2243 |

Name = *Molothrus ater* (alcohol) subtracted from:

| Name | Difference of Means | SE of Difference | T-Value | Adjusted P-Value |
|------------------------------|---------------------|------------------|---------|------------------|
| <i>Molothrus ater</i> (skin) | -0.07000 | 0.2597 | -0.2695 | 0.9611 |

Grouping Information Using Bonferroni Method and 95.0% Confidence for W@2joint IV

| Name | N | Mean | Grouping |
|---------------------------------|---|-------|----------|
| <i>Molothrus ater</i> (alcohol) | 2 | 1.770 | A |
| <i>Molothrus ater</i> (skin) | 1 | 1.450 | B |
| <i>Molothrus ater</i> | 4 | 1.158 | C |

Means that do not share a letter are significantly different.

Name = *Molothrus ater* subtracted from:

| Name | Difference of Means | SE of Difference | T-Value | Adjusted P-Value |
|---------------------------------|---------------------|------------------|---------|------------------|
| <i>Molothrus ater</i> (alcohol) | 0.6125 | 0.02764 | 22.159 | 0.0001 |
| <i>Molothrus ater</i> (skin) | 0.2925 | 0.03569 | 8.197 | 0.0036 |

Name = *Molothrus ater* (alcohol) subtracted from:

| Name | Difference of Means | SE of Difference | T-Value | Adjusted P-Value |
|------------------------------|---------------------|------------------|---------|------------------|
| <i>Molothrus ater</i> (skin) | -0.3200 | 0.03909 | -8.186 | 0.0036 |

Grouping Information Using Tukey Method and 95.0% Confidence for W@2joint IV

| Name | N | Mean | Grouping |
|---------------------------------|---|-------|----------|
| <i>Molothrus ater</i> (alcohol) | 2 | 1.770 | A |
| <i>Molothrus ater</i> (skin) | 1 | 1.450 | B |
| <i>Molothrus ater</i> | 4 | 1.158 | C |

Means that do not share a letter are significantly different.

Name = *Molothrus ater* subtracted from:

| Name | Difference of Means | SE of Difference | T-Value | Adjusted P-Value |
|---------------------------------|---------------------|------------------|---------|------------------|
| <i>Molothrus ater</i> (alcohol) | 0.6125 | 0.02764 | 22.159 | 0.0001 |
| <i>Molothrus ater</i> (skin) | 0.2925 | 0.03569 | 8.197 | 0.0027 |

Name = *Molothrus ater* (alcohol) subtracted from:

| Name | Difference of Means | SE of Difference | T-Value | Adjusted P-Value |
|------------------------------|---------------------|------------------|---------|------------------|
| <i>Molothrus ater</i> (skin) | -0.3200 | 0.03909 | -8.186 | 0.0027 |

Grouping Information Using Bonferroni Method and 95.0% Confidence for W@3joint IV

| Name | N | Mean | Grouping |
|--------------------------|---|-------|----------|
| Molothrus ater (alcohol) | 2 | 1.615 | A |
| Molothrus ater (skin) | 1 | 1.290 | A B |
| Molothrus ater | 4 | 1.043 | B |

Means that do not share a letter are significantly different.

Name = Molothrus ater subtracted from:

| Name | Difference of Means | SE of Difference | T-Value | Adjusted P-Value |
|--------------------------|---------------------|------------------|---------|------------------|
| Molothrus ater (alcohol) | 0.5725 | 0.08161 | 7.015 | 0.0065 |
| Molothrus ater (skin) | 0.2475 | 0.10536 | 2.349 | 0.2358 |

Name = Molothrus ater (alcohol) subtracted from:

| Name | Difference of Means | SE of Difference | T-Value | Adjusted P-Value |
|-----------------------|---------------------|------------------|---------|------------------|
| Molothrus ater (skin) | -0.3250 | 0.1154 | -2.816 | 0.1441 |

Grouping Information Using Tukey Method and 95.0% Confidence for W@3joint IV

| Name | N | Mean | Grouping |
|--------------------------|---|-------|----------|
| Molothrus ater (alcohol) | 2 | 1.615 | A |
| Molothrus ater (skin) | 1 | 1.290 | A B |
| Molothrus ater | 4 | 1.043 | B |

Means that do not share a letter are significantly different.

Name = Molothrus ater subtracted from:

| Name | Difference of Means | SE of Difference | T-Value | Adjusted P-Value |
|--------------------------|---------------------|------------------|---------|------------------|
| Molothrus ater (alcohol) | 0.5725 | 0.08161 | 7.015 | 0.0048 |
| Molothrus ater (skin) | 0.2475 | 0.10536 | 2.349 | 0.1586 |

Name = Molothrus ater (alcohol) subtracted from:

| Name | Difference of Means | SE of Difference | T-Value | Adjusted P-Value |
|-----------------------|---------------------|------------------|---------|------------------|
| Molothrus ater (skin) | -0.3250 | 0.1154 | -2.816 | 0.0996 |

Grouping Information Using Bonferroni Method and 95.0% Confidence for LoPhI,II

| Name | N | Mean | Grouping |
|--------------------------|---|-------|----------|
| Molothrus ater | 4 | 5.662 | A |
| Molothrus ater (alcohol) | 2 | 2.085 | B |
| Molothrus ater (skin) | 1 | 1.970 | B |

Means that do not share a letter are significantly different.

Name = Molothrus ater subtracted from:

| Name | Difference of Means | SE of Difference | T-Value | Adjusted P-Value |
|------|---------------------|------------------|---------|------------------|
|------|---------------------|------------------|---------|------------------|

| | | | | |
|--------------------------|--------|--------|--------|--------|
| Molothrus ater (alcohol) | -3.578 | 0.2765 | -12.94 | 0.0006 |
| Molothrus ater (skin) | -3.692 | 0.3570 | -10.34 | 0.0015 |

Name = Molothrus ater (alcohol) subtracted from:

| Name | Difference of Means | SE of Difference | T-Value | Adjusted P-Value |
|-----------------------|---------------------|------------------|---------|------------------|
| Molothrus ater (skin) | -0.1150 | 0.3910 | -0.2941 | 1.000 |

Grouping Information Using Tukey Method and 95.0% Confidence for LoPhI,II

| Name | N | Mean | Grouping |
|--------------------------|---|-------|----------|
| Molothrus ater | 4 | 5.662 | A |
| Molothrus ater (alcohol) | 2 | 2.085 | B |
| Molothrus ater (skin) | 1 | 1.970 | B |

Means that do not share a letter are significantly different.

Name = Molothrus ater subtracted from:

| Name | Difference of Means | SE of Difference | T-Value | Adjusted P-Value |
|--------------------------|---------------------|------------------|---------|------------------|
| Molothrus ater (alcohol) | -3.578 | 0.2765 | -12.94 | 0.0005 |
| Molothrus ater (skin) | -3.692 | 0.3570 | -10.34 | 0.0011 |

Name = Molothrus ater (alcohol) subtracted from:

| Name | Difference of Means | SE of Difference | T-Value | Adjusted P-Value |
|-----------------------|---------------------|------------------|---------|------------------|
| Molothrus ater (skin) | -0.1150 | 0.3910 | -0.2941 | 0.9540 |

Grouping Information Using Bonferroni Method and 95.0% Confidence for LoPhII,II

| Name | N | Mean | Grouping |
|--------------------------|---|-------|----------|
| Molothrus ater (alcohol) | 2 | 7.935 | A |
| Molothrus ater | 4 | 6.282 | A B |
| Molothrus ater (skin) | 1 | 4.420 | B |

Means that do not share a letter are significantly different.

Name = Molothrus ater subtracted from:

| Name | Difference of Means | SE of Difference | T-Value | Adjusted P-Value |
|--------------------------|---------------------|------------------|---------|------------------|
| Molothrus ater (alcohol) | 1.652 | 0.4252 | 3.887 | 0.0532 |
| Molothrus ater (skin) | -1.863 | 0.5489 | -3.393 | 0.0823 |

Name = Molothrus ater (alcohol) subtracted from:

| Name | Difference of Means | SE of Difference | T-Value | Adjusted P-Value |
|-----------------------|---------------------|------------------|---------|------------------|
| Molothrus ater (skin) | -3.515 | 0.6013 | -5.846 | 0.0128 |

Grouping Information Using Tukey Method and 95.0% Confidence for LoPhII,II

| Name | N | Mean | Grouping |
|--------------------------|---|-------|----------|
| Molothrus ater (alcohol) | 2 | 7.935 | A |

| | | | |
|-----------------------|---|-------|---|
| Molothrus ater | 4 | 6.282 | B |
| Molothrus ater (skin) | 1 | 4.420 | B |

Means that do not share a letter are significantly different.

Name = Molothrus ater subtracted from:

| Name | Difference of Means | SE of Difference | T-Value | Adjusted P-Value |
|--------------------------|---------------------|------------------|---------|------------------|
| Molothrus ater (alcohol) | 1.652 | 0.4252 | 3.887 | 0.0380 |
| Molothrus ater (skin) | -1.863 | 0.5489 | -3.393 | 0.0581 |

Name = Molothrus ater (alcohol) subtracted from:

| Name | Difference of Means | SE of Difference | T-Value | Adjusted P-Value |
|-----------------------|---------------------|------------------|---------|------------------|
| Molothrus ater (skin) | -3.515 | 0.6013 | -5.846 | 0.0094 |

Grouping Information Using Bonferroni Method and 95.0% Confidence for LoPhII,III

| Name | N | Mean | Grouping |
|--------------------------|---|-------|----------|
| Molothrus ater | 4 | 5.473 | A |
| Molothrus ater (skin) | 1 | 5.010 | A |
| Molothrus ater (alcohol) | 2 | 3.140 | B |

Means that do not share a letter are significantly different.

Name = Molothrus ater subtracted from:

| Name | Difference of Means | SE of Difference | T-Value | Adjusted P-Value |
|--------------------------|---------------------|------------------|---------|------------------|
| Molothrus ater (alcohol) | -2.332 | 0.3279 | -7.113 | 0.0062 |
| Molothrus ater (skin) | -0.462 | 0.4233 | -1.093 | 1.0000 |

Name = Molothrus ater (alcohol) subtracted from:

| Name | Difference of Means | SE of Difference | T-Value | Adjusted P-Value |
|-----------------------|---------------------|------------------|---------|------------------|
| Molothrus ater (skin) | 1.870 | 0.4637 | 4.032 | 0.0471 |

Grouping Information Using Tukey Method and 95.0% Confidence for LoPhII,III

| Name | N | Mean | Grouping |
|--------------------------|---|-------|----------|
| Molothrus ater | 4 | 5.473 | A |
| Molothrus ater (skin) | 1 | 5.010 | A |
| Molothrus ater (alcohol) | 2 | 3.140 | B |

Means that do not share a letter are significantly different.

Name = Molothrus ater subtracted from:

| Name | Difference of Means | SE of Difference | T-Value | Adjusted P-Value |
|--------------------------|---------------------|------------------|---------|------------------|
| Molothrus ater (alcohol) | -2.332 | 0.3279 | -7.113 | 0.0046 |
| Molothrus ater (skin) | -0.462 | 0.4233 | -1.093 | 0.5669 |

Name = Molothrus ater (alcohol) subtracted from:

| Name | Difference of Means | SE of Difference | T-Value | Adjusted P-Value |
|-----------------------|---------------------|------------------|---------|------------------|
| Molothrus ater (skin) | 1.870 | 0.4637 | 4.032 | 0.0338 |

Grouping Information Using Bonferroni Method and 95.0% Confidence for LoPhIII,III

| Name | N | Mean | Grouping |
|--------------------------|---|-------|----------|
| Molothrus ater (alcohol) | 2 | 8.900 | A |
| Molothrus ater (skin) | 1 | 8.240 | A B |
| Molothrus ater | 4 | 6.065 | B |

Means that do not share a letter are significantly different.

Name = Molothrus ater subtracted from:

| Name | Difference of Means | SE of Difference | T-Value | Adjusted P-Value |
|--------------------------|---------------------|------------------|---------|------------------|
| Molothrus ater (alcohol) | 2.835 | 0.4977 | 5.697 | 0.0141 |
| Molothrus ater (skin) | 2.175 | 0.6425 | 3.385 | 0.0829 |

Name = Molothrus ater (alcohol) subtracted from:

| Name | Difference of Means | SE of Difference | T-Value | Adjusted P-Value |
|-----------------------|---------------------|------------------|---------|------------------|
| Molothrus ater (skin) | -0.6600 | 0.7038 | -0.9378 | 1.000 |

Grouping Information Using Tukey Method and 95.0% Confidence for LoPhIII,III

| Name | N | Mean | Grouping |
|--------------------------|---|-------|----------|
| Molothrus ater (alcohol) | 2 | 8.900 | A |
| Molothrus ater (skin) | 1 | 8.240 | A B |
| Molothrus ater | 4 | 6.065 | B |

Means that do not share a letter are significantly different.

Name = Molothrus ater subtracted from:

| Name | Difference of Means | SE of Difference | T-Value | Adjusted P-Value |
|--------------------------|---------------------|------------------|---------|------------------|
| Molothrus ater (alcohol) | 2.835 | 0.4977 | 5.697 | 0.0103 |
| Molothrus ater (skin) | 2.175 | 0.6425 | 3.385 | 0.0585 |

Name = Molothrus ater (alcohol) subtracted from:

| Name | Difference of Means | SE of Difference | T-Value | Adjusted P-Value |
|-----------------------|---------------------|------------------|---------|------------------|
| Molothrus ater (skin) | -0.6600 | 0.7038 | -0.9378 | 0.6484 |

Grouping Information Using Bonferroni Method and 95.0% Confidence for LoPhII,IV

| Name | N | Mean | Grouping |
|--------------------------|---|-------|----------|
| Molothrus ater | 4 | 2.875 | A |
| Molothrus ater (skin) | 1 | 2.310 | A |
| Molothrus ater (alcohol) | 2 | 2.070 | A |

Means that do not share a letter are significantly different.

Name = *Molothrus ater* subtracted from:

| Name | Difference of Means | SE of Difference | T-Value | Adjusted P-Value |
|---------------------------------|---------------------|------------------|---------|------------------|
| <i>Molothrus ater</i> (alcohol) | -0.8050 | 0.2199 | -3.661 | 0.0647 |
| <i>Molothrus ater</i> (skin) | -0.5650 | 0.2839 | -1.990 | 0.3523 |

Name = *Molothrus ater* (alcohol) subtracted from:

| Name | Difference of Means | SE of Difference | T-Value | Adjusted P-Value |
|------------------------------|---------------------|------------------|---------|------------------|
| <i>Molothrus ater</i> (skin) | 0.2400 | 0.3110 | 0.7717 | 1.000 |

Grouping Information Using Tukey Method and 95.0% Confidence for LoPhII,IV

| Name | N | Mean | Grouping |
|---------------------------------|---|-------|----------|
| <i>Molothrus ater</i> | 4 | 2.875 | A |
| <i>Molothrus ater</i> (skin) | 1 | 2.310 | A B |
| <i>Molothrus ater</i> (alcohol) | 2 | 2.070 | B |

Means that do not share a letter are significantly different.

Name = *Molothrus ater* subtracted from:

| Name | Difference of Means | SE of Difference | T-Value | Adjusted P-Value |
|---------------------------------|---------------------|------------------|---------|------------------|
| <i>Molothrus ater</i> (alcohol) | -0.8050 | 0.2199 | -3.661 | 0.0460 |
| <i>Molothrus ater</i> (skin) | -0.5650 | 0.2839 | -1.990 | 0.2299 |

Name = *Molothrus ater* (alcohol) subtracted from:

| Name | Difference of Means | SE of Difference | T-Value | Adjusted P-Value |
|------------------------------|---------------------|------------------|---------|------------------|
| <i>Molothrus ater</i> (skin) | 0.2400 | 0.3110 | 0.7717 | 0.7382 |

Grouping Information Using Bonferroni Method and 95.0% Confidence for LoPhIII,IV

| Name | N | Mean | Grouping |
|---------------------------------|---|-------|----------|
| <i>Molothrus ater</i> | 4 | 3.032 | A |
| <i>Molothrus ater</i> (alcohol) | 2 | 2.455 | A |
| <i>Molothrus ater</i> (skin) | 1 | 2.300 | A |

Means that do not share a letter are significantly different.

Name = *Molothrus ater* subtracted from:

| Name | Difference of Means | SE of Difference | T-Value | Adjusted P-Value |
|---------------------------------|---------------------|------------------|---------|------------------|
| <i>Molothrus ater</i> (alcohol) | -0.5775 | 0.3169 | -1.822 | 0.4276 |
| <i>Molothrus ater</i> (skin) | -0.7325 | 0.4092 | -1.790 | 0.4437 |

Name = *Molothrus ater* (alcohol) subtracted from:

| Name | Difference of Means | SE of Difference | T-Value | Adjusted P-Value |
|------------------------------|---------------------|------------------|---------|------------------|
| <i>Molothrus ater</i> (skin) | -0.1550 | 0.4482 | -0.3458 | 1.000 |

Grouping Information Using Tukey Method and 95.0% Confidence for LoPhIII,IV

| Name | N | Mean | Grouping |
|--------------------------|---|-------|----------|
| Molothrus ater | 4 | 3.032 | A |
| Molothrus ater (alcohol) | 2 | 2.455 | A |
| Molothrus ater (skin) | 1 | 2.300 | A |

Means that do not share a letter are significantly different.

Name = Molothrus ater subtracted from:

| Name | Difference of Means | SE of Difference | T-Value | Adjusted P-Value |
|--------------------------|---------------------|------------------|---------|------------------|
| Molothrus ater (alcohol) | -0.5775 | 0.3169 | -1.822 | 0.2740 |
| Molothrus ater (skin) | -0.7325 | 0.4092 | -1.790 | 0.2833 |

Name = Molothrus ater (alcohol) subtracted from:

| Name | Difference of Means | SE of Difference | T-Value | Adjusted P-Value |
|-----------------------|---------------------|------------------|---------|------------------|
| Molothrus ater (skin) | -0.1550 | 0.4482 | -0.3458 | 0.9372 |

Grouping Information Using Bonferroni Method and 95.0% Confidence for LoPhIV,IV

| Name | N | Mean | Grouping |
|--------------------------|---|-------|----------|
| Molothrus ater (alcohol) | 2 | 5.440 | A |
| Molothrus ater (skin) | 1 | 5.250 | A |
| Molothrus ater | 4 | 4.070 | A |

Means that do not share a letter are significantly different.

Name = Molothrus ater subtracted from:

| Name | Difference of Means | SE of Difference | T-Value | Adjusted P-Value |
|--------------------------|---------------------|------------------|---------|------------------|
| Molothrus ater (alcohol) | 1.370 | 0.3724 | 3.678 | 0.0637 |
| Molothrus ater (skin) | 1.180 | 0.4808 | 2.454 | 0.2104 |

Name = Molothrus ater (alcohol) subtracted from:

| Name | Difference of Means | SE of Difference | T-Value | Adjusted P-Value |
|-----------------------|---------------------|------------------|---------|------------------|
| Molothrus ater (skin) | -0.1900 | 0.5267 | -0.3607 | 1.000 |

Grouping Information Using Tukey Method and 95.0% Confidence for LoPhIV,IV

| Name | N | Mean | Grouping |
|--------------------------|---|-------|----------|
| Molothrus ater (alcohol) | 2 | 5.440 | A |
| Molothrus ater (skin) | 1 | 5.250 | A B |
| Molothrus ater | 4 | 4.070 | B |

Means that do not share a letter are significantly different.

Name = Molothrus ater subtracted from:

| Name | Difference of Means | SE of Difference | T-Value | Adjusted P-Value |
|------|---------------------|------------------|---------|------------------|
|------|---------------------|------------------|---------|------------------|

| | | | | |
|--------------------------|-------|--------|-------|--------|
| Molothrus ater (alcohol) | 1.370 | 0.3724 | 3.678 | 0.0453 |
| Molothrus ater (skin) | 1.180 | 0.4808 | 2.454 | 0.1425 |

Name = Molothrus ater (alcohol) subtracted from:

| Name | Difference of Means | SE of Difference | T-Value | Adjusted P-Value |
|-----------------------|---------------------|------------------|---------|------------------|
| Molothrus ater (skin) | -0.1900 | 0.5267 | -0.3607 | 0.9320 |

Grouping Information Using Bonferroni Method and 95.0% Confidence for Lotmt

| Name | N | Mean | Grouping |
|--------------------------|---|--------|----------|
| Molothrus ater (skin) | 1 | 32.630 | A |
| Molothrus ater (alcohol) | 2 | 29.180 | A B |
| Molothrus ater | 4 | 25.170 | B |

Means that do not share a letter are significantly different.

Name = Molothrus ater subtracted from:

| Name | Difference of Means | SE of Difference | T-Value | Adjusted P-Value |
|--------------------------|---------------------|------------------|---------|------------------|
| Molothrus ater (alcohol) | 4.010 | 1.196 | 3.354 | 0.0854 |
| Molothrus ater (skin) | 7.460 | 1.544 | 4.833 | 0.0253 |

Name = Molothrus ater (alcohol) subtracted from:

| Name | Difference of Means | SE of Difference | T-Value | Adjusted P-Value |
|-----------------------|---------------------|------------------|---------|------------------|
| Molothrus ater (skin) | 3.450 | 1.691 | 2.040 | 0.3327 |

Grouping Information Using Tukey Method and 95.0% Confidence for Lotmt

| Name | N | Mean | Grouping |
|--------------------------|---|--------|----------|
| Molothrus ater (skin) | 1 | 32.630 | A |
| Molothrus ater (alcohol) | 2 | 29.180 | A B |
| Molothrus ater | 4 | 25.170 | B |

Means that do not share a letter are significantly different.

Name = Molothrus ater subtracted from:

| Name | Difference of Means | SE of Difference | T-Value | Adjusted P-Value |
|--------------------------|---------------------|------------------|---------|------------------|
| Molothrus ater (alcohol) | 4.010 | 1.196 | 3.354 | 0.0602 |
| Molothrus ater (skin) | 7.460 | 1.544 | 4.833 | 0.0184 |

Name = Molothrus ater (alcohol) subtracted from:

| Name | Difference of Means | SE of Difference | T-Value | Adjusted P-Value |
|-----------------------|---------------------|------------------|---------|------------------|
| Molothrus ater (skin) | 3.450 | 1.691 | 2.040 | 0.2182 |

Grouping Information Using Bonferroni Method and 95.0% Confidence for Wotmt@prox

| Name | N | Mean | Grouping |
|------|---|------|----------|
|------|---|------|----------|

| | | | |
|--------------------------|---|-------|---|
| Molothrus ater (alcohol) | 2 | 3.775 | A |
| Molothrus ater (skin) | 1 | 3.610 | A |
| Molothrus ater | 4 | 3.305 | A |

Means that do not share a letter are significantly different.

Name = Molothrus ater subtracted from:

| Name | Difference of Means | SE of Difference | T-Value | Adjusted P-Value |
|--------------------------|---------------------|------------------|---------|------------------|
| Molothrus ater (alcohol) | 0.4700 | 0.2703 | 1.7386 | 0.4713 |
| Molothrus ater (skin) | 0.3050 | 0.3490 | 0.8739 | 1.0000 |

Name = Molothrus ater (alcohol) subtracted from:

| Name | Difference of Means | SE of Difference | T-Value | Adjusted P-Value |
|-----------------------|---------------------|------------------|---------|------------------|
| Molothrus ater (skin) | -0.1650 | 0.3823 | -0.4316 | 1.000 |

Grouping Information Using Tukey Method and 95.0% Confidence for Wotmt@prox

| Name | N | Mean | Grouping |
|--------------------------|---|-------|----------|
| Molothrus ater (alcohol) | 2 | 3.775 | A |
| Molothrus ater (skin) | 1 | 3.610 | A |
| Molothrus ater | 4 | 3.305 | A |

Means that do not share a letter are significantly different.

Name = Molothrus ater subtracted from:

| Name | Difference of Means | SE of Difference | T-Value | Adjusted P-Value |
|--------------------------|---------------------|------------------|---------|------------------|
| Molothrus ater (alcohol) | 0.4700 | 0.2703 | 1.7386 | 0.2989 |
| Molothrus ater (skin) | 0.3050 | 0.3490 | 0.8739 | 0.6829 |

Name = Molothrus ater (alcohol) subtracted from:

| Name | Difference of Means | SE of Difference | T-Value | Adjusted P-Value |
|-----------------------|---------------------|------------------|---------|------------------|
| Molothrus ater (skin) | -0.1650 | 0.3823 | -0.4316 | 0.9048 |

Grouping Information Using Bonferroni Method and 95.0% Confidence for Wotmt@cond

| Name | N | Mean | Grouping |
|--------------------------|---|-------|----------|
| Molothrus ater (alcohol) | 2 | 4.855 | A |
| Molothrus ater (skin) | 1 | 3.900 | A |
| Molothrus ater | 4 | 3.035 | A |

Means that do not share a letter are significantly different.

Name = Molothrus ater subtracted from:

| Name | Difference of Means | SE of Difference | T-Value | Adjusted P-Value |
|--------------------------|---------------------|------------------|---------|------------------|
| Molothrus ater (alcohol) | 1.8200 | 0.6227 | 2.923 | 0.1294 |
| Molothrus ater (skin) | 0.8650 | 0.8039 | 1.076 | 1.0000 |

Name = *Molothrus ater* (alcohol) subtracted from:

| Name | Difference of Means | SE of Difference | T-Value | Adjusted P-Value |
|------------------------------|---------------------|------------------|---------|------------------|
| <i>Molothrus ater</i> (skin) | -0.9550 | 0.8807 | -1.084 | 1.000 |

Grouping Information Using Tukey Method and 95.0% Confidence for *Wotmt@cond*

| Name | N | Mean | Grouping |
|---------------------------------|---|-------|----------|
| <i>Molothrus ater</i> (alcohol) | 2 | 4.855 | A |
| <i>Molothrus ater</i> (skin) | 1 | 3.900 | A |
| <i>Molothrus ater</i> | 4 | 3.035 | A |

Means that do not share a letter are significantly different.

Name = *Molothrus ater* subtracted from:

| Name | Difference of Means | SE of Difference | T-Value | Adjusted P-Value |
|---------------------------------|---------------------|------------------|---------|------------------|
| <i>Molothrus ater</i> (alcohol) | 1.8200 | 0.6227 | 2.923 | 0.0898 |
| <i>Molothrus ater</i> (skin) | 0.8650 | 0.8039 | 1.076 | 0.5754 |

Name = *Molothrus ater* (alcohol) subtracted from:

| Name | Difference of Means | SE of Difference | T-Value | Adjusted P-Value |
|------------------------------|---------------------|------------------|---------|------------------|
| <i>Molothrus ater</i> (skin) | -0.9550 | 0.8807 | -1.084 | 0.5711 |

General Linear Model: LoDI, LoDII, ... versus Name

* WARNING * Not all response variables have the same missing value pattern. You would get different univariate results if you ran this command separately for each of these response variables. See the Help topic 'missing values' for details.

| Factor | Type | Levels | Values |
|--------|-------|--------|--|
| Name | fixed | 3 | <i>Passer domesticus</i> , <i>Passer domesticus</i> (alcohol), <i>Passer domesticus</i> (skin) |

Analysis of Variance for LoDI, using Adjusted SS for Tests

| Source | DF | Seq SS | Adj SS | Adj MS | F | P |
|--------|----|--------|--------|--------|------|-------|
| Name | 2 | 1.4511 | 1.4511 | 0.7256 | 1.02 | 0.410 |
| Error | 7 | 5.0013 | 5.0013 | 0.7145 | | |
| Total | 9 | 6.4524 | | | | |

S = 0.845260 R-Sq = 22.49% R-Sq(adj) = 0.34%

Unusual Observations for LoDI

| Obs | LoDI | Fit | SE Fit | Residual | St Resid |
|-----|---------|---------|---------|----------|----------|
| 5 | 6.42000 | 8.20000 | 0.37801 | -1.78000 | -2.35 R |

R denotes an observation with a large standardized residual.

Analysis of Variance for LoDII, using Adjusted SS for Tests

| Source | DF | Seq SS | Adj SS | Adj MS | F | P |
|--------|----|--------|--------|--------|------|-------|
| Name | 2 | 0.5215 | 0.5215 | 0.2607 | 0.43 | 0.667 |
| Error | 7 | 4.2580 | 4.2580 | 0.6083 | | |
| Total | 9 | 4.7795 | | | | |

S = 0.779926 R-Sq = 10.91% R-Sq(adj) = 0.00%

Unusual Observations for LoDII

| Obs | LoDII | Fit | SE Fit | Residual | St Resid |
|-----|---------|---------|---------|----------|----------|
| 5 | 7.22000 | 8.77800 | 0.34879 | -1.55800 | -2.23 R |

R denotes an observation with a large standardized residual.

Analysis of Variance for LoDIII, using Adjusted SS for Tests

| Source | DF | Seq SS | Adj SS | Adj MS | F | P |
|--------|----|--------|--------|--------|------|-------|
| Name | 2 | 0.791 | 0.791 | 0.396 | 0.14 | 0.870 |
| Error | 7 | 19.441 | 19.441 | 2.777 | | |
| Total | 9 | 20.232 | | | | |

S = 1.66651 R-Sq = 3.91% R-Sq(adj) = 0.00%

Unusual Observations for LoDIII

| Obs | LoDIII | Fit | SE Fit | Residual | St Resid |
|-----|---------|---------|--------|----------|----------|
| 5 | 10.3500 | 14.2020 | 0.7453 | -3.8520 | -2.58 R |

R denotes an observation with a large standardized residual.

Analysis of Variance for LoDIV, using Adjusted SS for Tests

| Source | DF | Seq SS | Adj SS | Adj MS | F | P |
|--------|----|--------|--------|--------|------|-------|
| Name | 2 | 0.3835 | 0.3835 | 0.1917 | 0.46 | 0.648 |
| Error | 7 | 2.9087 | 2.9087 | 0.4155 | | |
| Total | 9 | 3.2922 | | | | |

S = 0.644617 R-Sq = 11.65% R-Sq(adj) = 0.00%

Analysis of Variance for W@Pjoint II, using Adjusted SS for Tests

| Source | DF | Seq SS | Adj SS | Adj MS | F | P |
|--------|----|---------|---------|---------|-------|-------|
| Name | 2 | 0.21860 | 0.21860 | 0.10930 | 12.54 | 0.005 |
| Error | 7 | 0.06104 | 0.06104 | 0.00872 | | |
| Total | 9 | 0.27964 | | | | |

S = 0.0933784 R-Sq = 78.17% R-Sq(adj) = 71.94%

Analysis of Variance for W@Pjoint III, using Adjusted SS for Tests

| Source | DF | Seq SS | Adj SS | Adj MS | F | P |
|--------|----|---------|---------|---------|-------|-------|
| Name | 2 | 0.32284 | 0.32284 | 0.16142 | 24.69 | 0.001 |
| Error | 7 | 0.04577 | 0.04577 | 0.00654 | | |
| Total | 9 | 0.36861 | | | | |

S = 0.0808614 R-Sq = 87.58% R-Sq(adj) = 84.04%

Analysis of Variance for W@2joint III, using Adjusted SS for Tests

| Source | DF | Seq SS | Adj SS | Adj MS | F | P |
|--------|----|---------|---------|---------|-------|-------|
| Name | 2 | 0.23548 | 0.23548 | 0.11774 | 12.31 | 0.005 |
| Error | 7 | 0.06693 | 0.06693 | 0.00956 | | |
| Total | 9 | 0.30241 | | | | |

S = 0.0977826 R-Sq = 77.87% R-Sq(adj) = 71.54%

Analysis of Variance for W@2joint IV, using Adjusted SS for Tests

| Source | DF | Seq SS | Adj SS | Adj MS | F | P |
|--------|----|---------|---------|---------|-------|-------|
| Name | 2 | 0.42725 | 0.42725 | 0.21363 | 24.44 | 0.001 |
| Error | 7 | 0.06119 | 0.06119 | 0.00874 | | |
| Total | 9 | 0.48844 | | | | |

S = 0.0934931 R-Sq = 87.47% R-Sq(adj) = 83.89%

Unusual Observations for W@2joint IV

| Obs | W@2joint IV | Fit | SE Fit | Residual | St Resid |
|-----|-------------|---------|---------|----------|----------|
| 5 | 1.41000 | 1.21400 | 0.04181 | 0.19600 | 2.34 R |

R denotes an observation with a large standardized residual.

Analysis of Variance for W@3joint IV, using Adjusted SS for Tests

| Source | DF | Seq SS | Adj SS | Adj MS | F | P |
|--------|----|---------|---------|---------|-------|-------|
| Name | 2 | 0.20449 | 0.20449 | 0.10225 | 12.43 | 0.005 |
| Error | 7 | 0.05760 | 0.05760 | 0.00823 | | |
| Total | 9 | 0.26209 | | | | |

S = 0.0907088 R-Sq = 78.02% R-Sq(adj) = 71.75%

Unusual Observations for W@3joint IV

| Obs | W@3joint IV | Fit | SE Fit | Residual | St Resid |
|-----|-------------|---------|---------|----------|----------|
| 1 | 1.05000 | 0.90500 | 0.06414 | 0.14500 | 2.26 R |
| 2 | 0.76000 | 0.90500 | 0.06414 | -0.14500 | -2.26 R |

R denotes an observation with a large standardized residual.

Analysis of Variance for LoPhI,II, using Adjusted SS for Tests

| Source | DF | Seq SS | Adj SS | Adj MS | F | P |
|--------|----|--------|--------|--------|-------|-------|
| Name | 2 | 5.7303 | 5.7303 | 2.8652 | 12.13 | 0.005 |

| | | | | |
|-------|---|--------|--------|--------|
| Error | 7 | 1.6537 | 1.6537 | 0.2362 |
| Total | 9 | 7.3840 | | |

S = 0.486051 R-Sq = 77.60% R-Sq(adj) = 71.21%

Unusual Observations for LoPhI,II

| Obs | LoPhI,II | Fit | SE Fit | Residual | St Resid |
|-----|----------|---------|---------|----------|----------|
| 1 | 2.90000 | 3.68500 | 0.34369 | -0.78500 | -2.28 R |
| 2 | 4.47000 | 3.68500 | 0.34369 | 0.78500 | 2.28 R |

R denotes an observation with a large standardized residual.

Analysis of Variance for LoPhII,II, using Adjusted SS for Tests

| Source | DF | Seq SS | Adj SS | Adj MS | F | P |
|--------|----|--------|--------|--------|------|-------|
| Name | 2 | 0.5922 | 0.5922 | 0.2961 | 1.01 | 0.413 |
| Error | 7 | 2.0584 | 2.0584 | 0.2941 | | |
| Total | 9 | 2.6506 | | | | |

S = 0.542270 R-Sq = 22.34% R-Sq(adj) = 0.16%

Unusual Observations for LoPhII,II

| Obs | LoPhII,II | Fit | SE Fit | Residual | St Resid |
|-----|-----------|---------|---------|----------|----------|
| 5 | 4.03000 | 5.12200 | 0.24251 | -1.09200 | -2.25 R |

R denotes an observation with a large standardized residual.

Analysis of Variance for LoPhI,III, using Adjusted SS for Tests

| Source | DF | Seq SS | Adj SS | Adj MS | F | P |
|--------|----|---------|---------|--------|-------|-------|
| Name | 2 | 15.0265 | 15.0265 | 7.5133 | 25.38 | 0.001 |
| Error | 7 | 2.0720 | 2.0720 | 0.2960 | | |
| Total | 9 | 17.0985 | | | | |

S = 0.544055 R-Sq = 87.88% R-Sq(adj) = 84.42%

Analysis of Variance for LoPhII,III, using Adjusted SS for Tests

| Source | DF | Seq SS | Adj SS | Adj MS | F | P |
|--------|----|--------|--------|--------|------|-------|
| Name | 2 | 5.1648 | 5.1648 | 2.5824 | 6.52 | 0.025 |
| Error | 7 | 2.7708 | 2.7708 | 0.3958 | | |
| Total | 9 | 7.9356 | | | | |

S = 0.629146 R-Sq = 65.08% R-Sq(adj) = 55.11%

Unusual Observations for LoPhII,III

| Obs | LoPhII,III | Fit | SE Fit | Residual | St Resid |
|-----|------------|---------|---------|----------|----------|
| 7 | 4.44000 | 3.23600 | 0.28136 | 1.20400 | 2.14 R |

R denotes an observation with a large standardized residual.

Analysis of Variance for LoPhIII,III, using Adjusted SS for Tests

| Source | DF | Seq SS | Adj SS | Adj MS | F | P |
|--------|----|--------|--------|--------|------|-------|
| Name | 2 | 3.5611 | 3.5611 | 1.7805 | 5.10 | 0.043 |
| Error | 7 | 2.4452 | 2.4452 | 0.3493 | | |
| Total | 9 | 6.0062 | | | | |

S = 0.591028 R-Sq = 59.29% R-Sq(adj) = 47.66%

Analysis of Variance for LoPhII,IV, using Adjusted SS for Tests

| Source | DF | Seq SS | Adj SS | Adj MS | F | P |
|--------|----|---------|---------|---------|------|-------|
| Name | 2 | 0.20196 | 0.20196 | 0.10098 | 1.38 | 0.312 |
| Error | 7 | 0.51184 | 0.51184 | 0.07312 | | |
| Total | 9 | 0.71380 | | | | |

S = 0.270406 R-Sq = 28.29% R-Sq(adj) = 7.81%

Analysis of Variance for LoPhIII,IV, using Adjusted SS for Tests

| Source | DF | Seq SS | Adj SS | Adj MS | F | P |
|--------|----|---------|---------|---------|-------|-------|
| Name | 2 | 1.07109 | 1.07109 | 0.53555 | 24.85 | 0.001 |
| Error | 7 | 0.15087 | 0.15087 | 0.02155 | | |
| Total | 9 | 1.22196 | | | | |

S = 0.146807 R-Sq = 87.65% R-Sq(adj) = 84.13%

Unusual Observations for LoPhIII,IV

| Obs | LoPhIII,IV | Fit | SE Fit | Residual | St Resid |
|-----|------------|---------|---------|----------|----------|
| 5 | 1.52000 | 1.79000 | 0.06565 | -0.27000 | -2.06 R |

R denotes an observation with a large standardized residual.

Analysis of Variance for LoPhIV,IV, using Adjusted SS for Tests

| Source | DF | Seq SS | Adj SS | Adj MS | F | P |
|--------|----|--------|--------|--------|------|-------|
| Name | 2 | 2.0735 | 2.0735 | 1.0367 | 2.99 | 0.115 |
| Error | 7 | 2.4269 | 2.4269 | 0.3467 | | |
| Total | 9 | 4.5004 | | | | |

S = 0.588818 R-Sq = 46.07% R-Sq(adj) = 30.66%

Analysis of Variance for Foot Length, using Adjusted SS for Tests

| Source | DF | Seq SS | Adj SS | Adj MS | F | P |
|--------|----|---------|---------|--------|-------|-------|
| Name | 2 | 13.2387 | 13.2387 | 6.6193 | 11.95 | 0.006 |
| Error | 7 | 3.8770 | 3.8770 | 0.5539 | | |
| Total | 9 | 17.1157 | | | | |

S = 0.744219 R-Sq = 77.35% R-Sq(adj) = 70.88%

Analysis of Variance for Lotmt, using Adjusted SS for Tests

| Source | DF | Seq SS | Adj SS | Adj MS | F | P |
|--------|----|---------|---------|--------|-------|-------|
| Name | 2 | 12.3515 | 12.3515 | 6.1758 | 15.34 | 0.003 |
| Error | 7 | 2.8185 | 2.8185 | 0.4026 | | |
| Total | 9 | 15.1701 | | | | |

S = 0.634547 R-Sq = 81.42% R-Sq(adj) = 76.11%

Unusual Observations for Lotmt

| Obs | Lotmt | Fit | SE Fit | Residual | St Resid |
|-----|---------|---------|--------|----------|----------|
| 5 | 20.2300 | 21.4720 | 0.2838 | -1.2420 | -2.19 R |

R denotes an observation with a large standardized residual.

Analysis of Variance for Wotmt@prox, using Adjusted SS for Tests

| Source | DF | Seq SS | Adj SS | Adj MS | F | P |
|--------|----|--------|--------|--------|------|-------|
| Name | 2 | 0.0509 | 0.0509 | 0.0255 | 0.15 | 0.862 |
| Error | 7 | 1.1721 | 1.1721 | 0.1674 | | |
| Total | 9 | 1.2230 | | | | |

S = 0.409201 R-Sq = 4.16% R-Sq(adj) = 0.00%

Analysis of Variance for Wotmt@cond, using Adjusted SS for Tests

| Source | DF | Seq SS | Adj SS | Adj MS | F | P |
|--------|----|--------|--------|--------|------|-------|
| Name | 2 | 1.5681 | 1.5681 | 0.7840 | 1.79 | 0.236 |
| Error | 7 | 3.0651 | 3.0651 | 0.4379 | | |
| Total | 9 | 4.6332 | | | | |

S = 0.661724 R-Sq = 33.84% R-Sq(adj) = 14.94%

Unusual Observations for Wotmt@cond

| Obs | Wotmt@cond | Fit | SE Fit | Residual | St Resid |
|-----|------------|---------|---------|----------|----------|
| 11 | 1.36000 | 2.71333 | 0.38205 | -1.35333 | -2.50 R |

R denotes an observation with a large standardized residual.

Grouping Information Using Bonferroni Method and 95.0% Confidence for LoDI

| Name | N | Mean | Grouping |
|-----------------------------|---|--------|----------|
| Passer domesticus (alcohol) | 3 | 8.5100 | A |
| Passer domesticus (skin) | 5 | 8.2000 | A |
| Passer domesticus | 2 | 7.4250 | A |

Means that do not share a letter are significantly different.

Name = Passer domesticus subtracted from:

| Difference | SE of | Adjusted |
|------------|-------|----------|
|------------|-------|----------|

| Name | of Means | Difference | T-Value | P-Value |
|-----------------------------|----------|------------|---------|---------|
| Passer domesticus (alcohol) | 1.0850 | 0.7716 | 1.406 | 0.6075 |
| Passer domesticus (skin) | 0.7750 | 0.7072 | 1.096 | 0.9282 |

Name = Passer domesticus (alcohol) subtracted from:

| Name | Difference of Means | SE of Difference | T-Value | Adjusted P-Value |
|--------------------------|---------------------|------------------|---------|------------------|
| Passer domesticus (skin) | -0.3100 | 0.6173 | -0.5022 | 1.000 |

Grouping Information Using Tukey Method and 95.0% Confidence for LoDI

| Name | N | Mean | Grouping |
|-----------------------------|---|--------|----------|
| Passer domesticus (alcohol) | 3 | 8.5100 | A |
| Passer domesticus (skin) | 5 | 8.2000 | A |
| Passer domesticus | 2 | 7.4250 | A |

Means that do not share a letter are significantly different.

Name = Passer domesticus subtracted from:

| Name | Difference of Means | SE of Difference | T-Value | Adjusted P-Value |
|-----------------------------|---------------------|------------------|---------|------------------|
| Passer domesticus (alcohol) | 1.0850 | 0.7716 | 1.406 | 0.3884 |
| Passer domesticus (skin) | 0.7750 | 0.7072 | 1.096 | 0.5461 |

Name = Passer domesticus (alcohol) subtracted from:

| Name | Difference of Means | SE of Difference | T-Value | Adjusted P-Value |
|--------------------------|---------------------|------------------|---------|------------------|
| Passer domesticus (skin) | -0.3100 | 0.6173 | -0.5022 | 0.8726 |

Grouping Information Using Bonferroni Method and 95.0% Confidence for LoDII

| Name | N | Mean | Grouping |
|-----------------------------|---|--------|----------|
| Passer domesticus (skin) | 5 | 8.7780 | A |
| Passer domesticus (alcohol) | 3 | 8.6367 | A |
| Passer domesticus | 2 | 8.1750 | A |

Means that do not share a letter are significantly different.

Name = Passer domesticus subtracted from:

| Name | Difference of Means | SE of Difference | T-Value | Adjusted P-Value |
|-----------------------------|---------------------|------------------|---------|------------------|
| Passer domesticus (alcohol) | 0.4617 | 0.7120 | 0.6484 | 1.000 |
| Passer domesticus (skin) | 0.6030 | 0.6525 | 0.9241 | 1.000 |

Name = Passer domesticus (alcohol) subtracted from:

| Name | Difference of Means | SE of Difference | T-Value | Adjusted P-Value |
|--------------------------|---------------------|------------------|---------|------------------|
| Passer domesticus (skin) | 0.1413 | 0.5696 | 0.2481 | 1.000 |

Grouping Information Using Tukey Method and 95.0% Confidence for LoDII

| Name | N | Mean | Grouping |
|------|---|------|----------|
|------|---|------|----------|

| | | | |
|-----------------------------|---|--------|---|
| Passer domesticus (skin) | 5 | 8.7780 | A |
| Passer domesticus (alcohol) | 3 | 8.6367 | A |
| Passer domesticus | 2 | 8.1750 | A |

Means that do not share a letter are significantly different.

Name = Passer domesticus subtracted from:

| Name | Difference of Means | SE of Difference | T-Value | Adjusted P-Value |
|-----------------------------|---------------------|------------------|---------|------------------|
| Passer domesticus (alcohol) | 0.4617 | 0.7120 | 0.6484 | 0.7991 |
| Passer domesticus (skin) | 0.6030 | 0.6525 | 0.9241 | 0.6435 |

Name = Passer domesticus (alcohol) subtracted from:

| Name | Difference of Means | SE of Difference | T-Value | Adjusted P-Value |
|--------------------------|---------------------|------------------|---------|------------------|
| Passer domesticus (skin) | 0.1413 | 0.5696 | 0.2481 | 0.9668 |

Grouping Information Using Bonferroni Method and 95.0% Confidence for LoDIII

| Name | N | Mean | Grouping |
|-----------------------------|---|---------|----------|
| Passer domesticus (alcohol) | 3 | 14.2633 | A |
| Passer domesticus (skin) | 5 | 14.2020 | A |
| Passer domesticus | 2 | 13.5250 | A |

Means that do not share a letter are significantly different.

Name = Passer domesticus subtracted from:

| Name | Difference of Means | SE of Difference | T-Value | Adjusted P-Value |
|-----------------------------|---------------------|------------------|---------|------------------|
| Passer domesticus (alcohol) | 0.7383 | 1.521 | 0.4853 | 1.000 |
| Passer domesticus (skin) | 0.6770 | 1.394 | 0.4855 | 1.000 |

Name = Passer domesticus (alcohol) subtracted from:

| Name | Difference of Means | SE of Difference | T-Value | Adjusted P-Value |
|--------------------------|---------------------|------------------|----------|------------------|
| Passer domesticus (skin) | -0.06133 | 1.217 | -0.05040 | 1.000 |

Grouping Information Using Tukey Method and 95.0% Confidence for LoDIII

| Name | N | Mean | Grouping |
|-----------------------------|---|---------|----------|
| Passer domesticus (alcohol) | 3 | 14.2633 | A |
| Passer domesticus (skin) | 5 | 14.2020 | A |
| Passer domesticus | 2 | 13.5250 | A |

Means that do not share a letter are significantly different.

Name = Passer domesticus subtracted from:

| Name | Difference of Means | SE of Difference | T-Value | Adjusted P-Value |
|-----------------------------|---------------------|------------------|---------|------------------|
| Passer domesticus (alcohol) | 0.7383 | 1.521 | 0.4853 | 0.8804 |
| Passer domesticus (skin) | 0.6770 | 1.394 | 0.4855 | 0.8803 |

Name = Passer domesticus (alcohol) subtracted from:

| Name | Difference of Means | SE of Difference | T-Value | Adjusted P-Value |
|--------------------------|------------------------|---------------------|----------|---------------------|
| Passer domesticus (skin) | -0.06133 | 1.217 | -0.05040 | 0.9986 |

Grouping Information Using Bonferroni Method and 95.0% Confidence for LoDIV

| Name | N | Mean | Grouping |
|-----------------------------|---|--------|----------|
| Passer domesticus (skin) | 5 | 9.4360 | A |
| Passer domesticus (alcohol) | 3 | 9.2500 | A |
| Passer domesticus | 2 | 8.9200 | A |

Means that do not share a letter are significantly different.

Name = Passer domesticus subtracted from:

| Name | Difference of Means | SE of Difference | T-Value | Adjusted P-Value |
|-----------------------------|------------------------|---------------------|---------|---------------------|
| Passer domesticus (alcohol) | 0.3300 | 0.5885 | 0.5608 | 1.000 |
| Passer domesticus (skin) | 0.5160 | 0.5393 | 0.9568 | 1.000 |

Name = Passer domesticus (alcohol) subtracted from:

| Name | Difference of Means | SE of Difference | T-Value | Adjusted P-Value |
|--------------------------|------------------------|---------------------|---------|---------------------|
| Passer domesticus (skin) | 0.1860 | 0.4708 | 0.3951 | 1.000 |

Grouping Information Using Tukey Method and 95.0% Confidence for LoDIV

| Name | N | Mean | Grouping |
|-----------------------------|---|--------|----------|
| Passer domesticus (skin) | 5 | 9.4360 | A |
| Passer domesticus (alcohol) | 3 | 9.2500 | A |
| Passer domesticus | 2 | 8.9200 | A |

Means that do not share a letter are significantly different.

Name = Passer domesticus subtracted from:

| Name | Difference of Means | SE of Difference | T-Value | Adjusted P-Value |
|-----------------------------|------------------------|---------------------|---------|---------------------|
| Passer domesticus (alcohol) | 0.3300 | 0.5885 | 0.5608 | 0.8444 |
| Passer domesticus (skin) | 0.5160 | 0.5393 | 0.9568 | 0.6247 |

Name = Passer domesticus (alcohol) subtracted from:

| Name | Difference of Means | SE of Difference | T-Value | Adjusted P-Value |
|--------------------------|------------------------|---------------------|---------|---------------------|
| Passer domesticus (skin) | 0.1860 | 0.4708 | 0.3951 | 0.9185 |

Grouping Information Using Bonferroni Method and 95.0% Confidence for W@Pjoint
II

| Name | N | Mean | Grouping |
|-----------------------------|---|--------|----------|
| Passer domesticus (alcohol) | 3 | 1.3467 | A |
| Passer domesticus (skin) | 5 | 1.2860 | A |
| Passer domesticus | 2 | 0.9450 | B |

Means that do not share a letter are significantly different.

Name = Passer domesticus subtracted from:

| Name | Difference of Means | SE of Difference | T-Value | Adjusted P-Value |
|-----------------------------|------------------------|---------------------|---------|---------------------|
| Passer domesticus (alcohol) | 0.4017 | 0.08524 | 4.712 | 0.0065 |
| Passer domesticus (skin) | 0.3410 | 0.07813 | 4.365 | 0.0099 |

Name = Passer domesticus (alcohol) subtracted from:

| Name | Difference of Means | SE of Difference | T-Value | Adjusted P-Value |
|--------------------------|------------------------|---------------------|---------|---------------------|
| Passer domesticus (skin) | -0.06067 | 0.06819 | -0.8896 | 1.000 |

Grouping Information Using Tukey Method and 95.0% Confidence for W@Pjoint II

| Name | N | Mean | Grouping |
|-----------------------------|---|--------|----------|
| Passer domesticus (alcohol) | 3 | 1.3467 | A |
| Passer domesticus (skin) | 5 | 1.2860 | A |
| Passer domesticus | 2 | 0.9450 | B |

Means that do not share a letter are significantly different.

Name = Passer domesticus subtracted from:

| Name | Difference of Means | SE of Difference | T-Value | Adjusted P-Value |
|-----------------------------|------------------------|---------------------|---------|---------------------|
| Passer domesticus (alcohol) | 0.4017 | 0.08524 | 4.712 | 0.0054 |
| Passer domesticus (skin) | 0.3410 | 0.07813 | 4.365 | 0.0081 |

Name = Passer domesticus (alcohol) subtracted from:

| Name | Difference of Means | SE of Difference | T-Value | Adjusted P-Value |
|--------------------------|------------------------|---------------------|---------|---------------------|
| Passer domesticus (skin) | -0.06067 | 0.06819 | -0.8896 | 0.6633 |

Grouping Information Using Bonferroni Method and 95.0% Confidence for W@Pjoint III

| Name | N | Mean | Grouping |
|-----------------------------|---|--------|----------|
| Passer domesticus (alcohol) | 3 | 1.7400 | A |
| Passer domesticus (skin) | 5 | 1.4560 | B |
| Passer domesticus | 2 | 1.2350 | C |

Means that do not share a letter are significantly different.

Name = Passer domesticus subtracted from:

| Name | Difference of Means | SE of Difference | T-Value | Adjusted P-Value |
|-----------------------------|------------------------|---------------------|---------|---------------------|
| Passer domesticus (alcohol) | 0.5050 | 0.07382 | 6.841 | 0.0007 |
| Passer domesticus (skin) | 0.2210 | 0.06765 | 3.267 | 0.0412 |

Name = Passer domesticus (alcohol) subtracted from:

| Name | Difference of Means | SE of Difference | T-Value | Adjusted P-Value |
|--------------------------|------------------------|---------------------|---------|---------------------|
| Passer domesticus (skin) | -0.2840 | 0.05905 | -4.809 | 0.0058 |

Grouping Information Using Tukey Method and 95.0% Confidence for W@Pjoint III

| Name | N | Mean | Grouping |
|-----------------------------|---|--------|----------|
| Passer domesticus (alcohol) | 3 | 1.7400 | A |
| Passer domesticus (skin) | 5 | 1.4560 | B |
| Passer domesticus | 2 | 1.2350 | C |

Means that do not share a letter are significantly different.

Name = Passer domesticus subtracted from:

| Name | Difference of Means | SE of Difference | T-Value | Adjusted P-Value |
|-----------------------------|---------------------|------------------|---------|------------------|
| Passer domesticus (alcohol) | 0.5050 | 0.07382 | 6.841 | 0.0006 |
| Passer domesticus (skin) | 0.2210 | 0.06765 | 3.267 | 0.0324 |

Name = Passer domesticus (alcohol) subtracted from:

| Name | Difference of Means | SE of Difference | T-Value | Adjusted P-Value |
|--------------------------|---------------------|------------------|---------|------------------|
| Passer domesticus (skin) | -0.2840 | 0.05905 | -4.809 | 0.0048 |

Grouping Information Using Bonferroni Method and 95.0% Confidence for W@2joint III

| Name | N | Mean | Grouping |
|-----------------------------|---|--------|----------|
| Passer domesticus (alcohol) | 3 | 1.5400 | A |
| Passer domesticus (skin) | 5 | 1.3080 | B |
| Passer domesticus | 2 | 1.1050 | B |

Means that do not share a letter are significantly different.

Name = Passer domesticus subtracted from:

| Name | Difference of Means | SE of Difference | T-Value | Adjusted P-Value |
|-----------------------------|---------------------|------------------|---------|------------------|
| Passer domesticus (alcohol) | 0.4350 | 0.08926 | 4.873 | 0.0054 |
| Passer domesticus (skin) | 0.2030 | 0.08181 | 2.481 | 0.1264 |

Name = Passer domesticus (alcohol) subtracted from:

| Name | Difference of Means | SE of Difference | T-Value | Adjusted P-Value |
|--------------------------|---------------------|------------------|---------|------------------|
| Passer domesticus (skin) | -0.2320 | 0.07141 | -3.249 | 0.0422 |

Grouping Information Using Tukey Method and 95.0% Confidence for W@2joint III

| Name | N | Mean | Grouping |
|-----------------------------|---|--------|----------|
| Passer domesticus (alcohol) | 3 | 1.5400 | A |
| Passer domesticus (skin) | 5 | 1.3080 | B |
| Passer domesticus | 2 | 1.1050 | B |

Means that do not share a letter are significantly different.

Name = Passer domesticus subtracted from:

| Difference | SE of | Adjusted |
|------------|-------|----------|
|------------|-------|----------|

| Name | of Means | Difference | T-Value | P-Value |
|-----------------------------|----------|------------|---------|---------|
| Passer domesticus (alcohol) | 0.4350 | 0.08926 | 4.873 | 0.0045 |
| Passer domesticus (skin) | 0.2030 | 0.08181 | 2.481 | 0.0945 |

Name = Passer domesticus (alcohol) subtracted from:

| Name | Difference of Means | SE of Difference | T-Value | Adjusted P-Value |
|--------------------------|---------------------|------------------|---------|------------------|
| Passer domesticus (skin) | -0.2320 | 0.07141 | -3.249 | 0.0332 |

Grouping Information Using Bonferroni Method and 95.0% Confidence for W@2joint IV

| Name | N | Mean | Grouping |
|-----------------------------|---|--------|----------|
| Passer domesticus (alcohol) | 3 | 1.4567 | A |
| Passer domesticus (skin) | 5 | 1.2140 | B |
| Passer domesticus | 2 | 0.8600 | C |

Means that do not share a letter are significantly different.

Name = Passer domesticus subtracted from:

| Name | Difference of Means | SE of Difference | T-Value | Adjusted P-Value |
|-----------------------------|---------------------|------------------|---------|------------------|
| Passer domesticus (alcohol) | 0.5967 | 0.08535 | 6.991 | 0.0006 |
| Passer domesticus (skin) | 0.3540 | 0.07822 | 4.526 | 0.0081 |

Name = Passer domesticus (alcohol) subtracted from:

| Name | Difference of Means | SE of Difference | T-Value | Adjusted P-Value |
|--------------------------|---------------------|------------------|---------|------------------|
| Passer domesticus (skin) | -0.2427 | 0.06828 | -3.554 | 0.0279 |

Grouping Information Using Tukey Method and 95.0% Confidence for W@2joint IV

| Name | N | Mean | Grouping |
|-----------------------------|---|--------|----------|
| Passer domesticus (alcohol) | 3 | 1.4567 | A |
| Passer domesticus (skin) | 5 | 1.2140 | B |
| Passer domesticus | 2 | 0.8600 | C |

Means that do not share a letter are significantly different.

Name = Passer domesticus subtracted from:

| Name | Difference of Means | SE of Difference | T-Value | Adjusted P-Value |
|-----------------------------|---------------------|------------------|---------|------------------|
| Passer domesticus (alcohol) | 0.5967 | 0.08535 | 6.991 | 0.0005 |
| Passer domesticus (skin) | 0.3540 | 0.07822 | 4.526 | 0.0067 |

Name = Passer domesticus (alcohol) subtracted from:

| Name | Difference of Means | SE of Difference | T-Value | Adjusted P-Value |
|--------------------------|---------------------|------------------|---------|------------------|
| Passer domesticus (skin) | -0.2427 | 0.06828 | -3.554 | 0.0222 |

Grouping Information Using Bonferroni Method and 95.0% Confidence for W@3joint IV

| Name | N | Mean | Grouping |
|-----------------------------|---|--------|----------|
| Passer domesticus (alcohol) | 3 | 1.3067 | A |
| Passer domesticus (skin) | 5 | 1.2120 | A |
| Passer domesticus | 2 | 0.9050 | B |

Means that do not share a letter are significantly different.

Name = Passer domesticus subtracted from:

| Name | Difference of Means | SE of Difference | T-Value | Adjusted P-Value |
|-----------------------------|---------------------|------------------|---------|------------------|
| Passer domesticus (alcohol) | 0.4017 | 0.08281 | 4.851 | 0.0056 |
| Passer domesticus (skin) | 0.3070 | 0.07589 | 4.045 | 0.0147 |

Name = Passer domesticus (alcohol) subtracted from:

| Name | Difference of Means | SE of Difference | T-Value | Adjusted P-Value |
|--------------------------|---------------------|------------------|---------|------------------|
| Passer domesticus (skin) | -0.09467 | 0.06624 | -1.429 | 0.5882 |

Grouping Information Using Tukey Method and 95.0% Confidence for W@3joint IV

| Name | N | Mean | Grouping |
|-----------------------------|---|--------|----------|
| Passer domesticus (alcohol) | 3 | 1.3067 | A |
| Passer domesticus (skin) | 5 | 1.2120 | A |
| Passer domesticus | 2 | 0.9050 | B |

Means that do not share a letter are significantly different.

Name = Passer domesticus subtracted from:

| Name | Difference of Means | SE of Difference | T-Value | Adjusted P-Value |
|-----------------------------|---------------------|------------------|---------|------------------|
| Passer domesticus (alcohol) | 0.4017 | 0.08281 | 4.851 | 0.0046 |
| Passer domesticus (skin) | 0.3070 | 0.07589 | 4.045 | 0.0119 |

Name = Passer domesticus (alcohol) subtracted from:

| Name | Difference of Means | SE of Difference | T-Value | Adjusted P-Value |
|--------------------------|---------------------|------------------|---------|------------------|
| Passer domesticus (skin) | -0.09467 | 0.06624 | -1.429 | 0.3781 |

Grouping Information Using Bonferroni Method and 95.0% Confidence for LoPhI,II

| Name | N | Mean | Grouping |
|-----------------------------|---|--------|----------|
| Passer domesticus | 2 | 3.6850 | A |
| Passer domesticus (alcohol) | 3 | 1.8767 | B |
| Passer domesticus (skin) | 5 | 1.7500 | B |

Means that do not share a letter are significantly different.

Name = Passer domesticus subtracted from:

| Name | Difference of Means | SE of Difference | T-Value | Adjusted P-Value |
|-----------------------------|---------------------|------------------|---------|------------------|
| Passer domesticus (alcohol) | -1.808 | 0.4437 | -4.076 | 0.0141 |
| Passer domesticus (skin) | -1.935 | 0.4067 | -4.758 | 0.0062 |

Name = Passer domesticus (alcohol) subtracted from:

| Name | Difference of Means | SE of Difference | T-Value | Adjusted P-Value |
|--------------------------|------------------------|---------------------|---------|---------------------|
| Passer domesticus (skin) | -0.1267 | 0.3550 | -0.3568 | 1.000 |

Grouping Information Using Tukey Method and 95.0% Confidence for LoPhI,II

| Name | N | Mean | Grouping |
|-----------------------------|---|--------|----------|
| Passer domesticus | 2 | 3.6850 | A |
| Passer domesticus (alcohol) | 3 | 1.8767 | B |
| Passer domesticus (skin) | 5 | 1.7500 | B |

Means that do not share a letter are significantly different.

Name = Passer domesticus subtracted from:

| Name | Difference of Means | SE of Difference | T-Value | Adjusted P-Value |
|-----------------------------|------------------------|---------------------|---------|---------------------|
| Passer domesticus (alcohol) | -1.808 | 0.4437 | -4.076 | 0.0115 |
| Passer domesticus (skin) | -1.935 | 0.4067 | -4.758 | 0.0051 |

Name = Passer domesticus (alcohol) subtracted from:

| Name | Difference of Means | SE of Difference | T-Value | Adjusted P-Value |
|--------------------------|------------------------|---------------------|---------|---------------------|
| Passer domesticus (skin) | -0.1267 | 0.3550 | -0.3568 | 0.9329 |

Grouping Information Using Bonferroni Method and 95.0% Confidence for LoPhII,II

| Name | N | Mean | Grouping |
|-----------------------------|---|--------|----------|
| Passer domesticus (alcohol) | 3 | 5.4267 | A |
| Passer domesticus (skin) | 5 | 5.1220 | A |
| Passer domesticus | 2 | 4.7250 | A |

Means that do not share a letter are significantly different.

Name = Passer domesticus subtracted from:

| Name | Difference of Means | SE of Difference | T-Value | Adjusted P-Value |
|-----------------------------|------------------------|---------------------|---------|---------------------|
| Passer domesticus (alcohol) | 0.7017 | 0.4950 | 1.4174 | 0.5979 |
| Passer domesticus (skin) | 0.3970 | 0.4537 | 0.8750 | 1.0000 |

Name = Passer domesticus (alcohol) subtracted from:

| Name | Difference of Means | SE of Difference | T-Value | Adjusted P-Value |
|--------------------------|------------------------|---------------------|---------|---------------------|
| Passer domesticus (skin) | -0.3047 | 0.3960 | -0.7693 | 1.000 |

Grouping Information Using Tukey Method and 95.0% Confidence for LoPhII,II

| Name | N | Mean | Grouping |
|-----------------------------|---|--------|----------|
| Passer domesticus (alcohol) | 3 | 5.4267 | A |
| Passer domesticus (skin) | 5 | 5.1220 | A |
| Passer domesticus | 2 | 4.7250 | A |

Means that do not share a letter are significantly different.

Name = Passer domesticus subtracted from:

| Name | Difference of Means | SE of Difference | T-Value | Adjusted P-Value |
|-----------------------------|---------------------|------------------|---------|------------------|
| Passer domesticus (alcohol) | 0.7017 | 0.4950 | 1.4174 | 0.3833 |
| Passer domesticus (skin) | 0.3970 | 0.4537 | 0.8750 | 0.6718 |

Name = Passer domesticus (alcohol) subtracted from:

| Name | Difference of Means | SE of Difference | T-Value | Adjusted P-Value |
|--------------------------|---------------------|------------------|---------|------------------|
| Passer domesticus (skin) | -0.3047 | 0.3960 | -0.7693 | 0.7323 |

Grouping Information Using Bonferroni Method and 95.0% Confidence for LoPhI,III

| Name | N | Mean | Grouping |
|-----------------------------|---|--------|----------|
| Passer domesticus | 2 | 4.5450 | A |
| Passer domesticus (skin) | 5 | 1.6740 | B |
| Passer domesticus (alcohol) | 3 | 1.2500 | B |

Means that do not share a letter are significantly different.

Name = Passer domesticus subtracted from:

| Name | Difference of Means | SE of Difference | T-Value | Adjusted P-Value |
|-----------------------------|---------------------|------------------|---------|------------------|
| Passer domesticus (alcohol) | -3.295 | 0.4967 | -6.634 | 0.0009 |
| Passer domesticus (skin) | -2.871 | 0.4552 | -6.307 | 0.0012 |

Name = Passer domesticus (alcohol) subtracted from:

| Name | Difference of Means | SE of Difference | T-Value | Adjusted P-Value |
|--------------------------|---------------------|------------------|---------|------------------|
| Passer domesticus (skin) | 0.4240 | 0.3973 | 1.067 | 0.9640 |

Grouping Information Using Tukey Method and 95.0% Confidence for LoPhI,III

| Name | N | Mean | Grouping |
|-----------------------------|---|--------|----------|
| Passer domesticus | 2 | 4.5450 | A |
| Passer domesticus (skin) | 5 | 1.6740 | B |
| Passer domesticus (alcohol) | 3 | 1.2500 | B |

Means that do not share a letter are significantly different.

Name = Passer domesticus subtracted from:

| Name | Difference of Means | SE of Difference | T-Value | Adjusted P-Value |
|-----------------------------|---------------------|------------------|---------|------------------|
| Passer domesticus (alcohol) | -3.295 | 0.4967 | -6.634 | 0.0007 |
| Passer domesticus (skin) | -2.871 | 0.4552 | -6.307 | 0.0010 |

Name = Passer domesticus (alcohol) subtracted from:

| Name | Difference of Means | SE of Difference | T-Value | Adjusted P-Value |
|--------------------------|---------------------|------------------|---------|------------------|
| Passer domesticus (skin) | 0.4240 | 0.3973 | 1.067 | 0.5621 |

Grouping Information Using Bonferroni Method and 95.0% Confidence for LoPhII,III

| Name | N | Mean | Grouping |
|-----------------------------|---|--------|----------|
| Passer domesticus | 2 | 4.7050 | A |
| Passer domesticus (skin) | 5 | 3.2360 | A B |
| Passer domesticus (alcohol) | 3 | 2.6600 | B |

Means that do not share a letter are significantly different.

Name = Passer domesticus subtracted from:

| Name | Difference of Means | SE of Difference | T-Value | Adjusted P-Value |
|-----------------------------|---------------------|------------------|---------|------------------|
| Passer domesticus (alcohol) | -2.045 | 0.5743 | -3.561 | 0.0276 |
| Passer domesticus (skin) | -1.469 | 0.5264 | -2.791 | 0.0806 |

Name = Passer domesticus (alcohol) subtracted from:

| Name | Difference of Means | SE of Difference | T-Value | Adjusted P-Value |
|--------------------------|---------------------|------------------|---------|------------------|
| Passer domesticus (skin) | 0.5760 | 0.4595 | 1.254 | 0.7507 |

Grouping Information Using Tukey Method and 95.0% Confidence for LoPhII,III

| Name | N | Mean | Grouping |
|-----------------------------|---|--------|----------|
| Passer domesticus | 2 | 4.7050 | A |
| Passer domesticus (skin) | 5 | 3.2360 | A B |
| Passer domesticus (alcohol) | 3 | 2.6600 | B |

Means that do not share a letter are significantly different.

Name = Passer domesticus subtracted from:

| Name | Difference of Means | SE of Difference | T-Value | Adjusted P-Value |
|-----------------------------|---------------------|------------------|---------|------------------|
| Passer domesticus (alcohol) | -2.045 | 0.5743 | -3.561 | 0.0220 |
| Passer domesticus (skin) | -1.469 | 0.5264 | -2.791 | 0.0617 |

Name = Passer domesticus (alcohol) subtracted from:

| Name | Difference of Means | SE of Difference | T-Value | Adjusted P-Value |
|--------------------------|---------------------|------------------|---------|------------------|
| Passer domesticus (skin) | 0.5760 | 0.4595 | 1.254 | 0.4622 |

Grouping Information Using Bonferroni Method and 95.0% Confidence for LoPhIII,III

| Name | N | Mean | Grouping |
|-----------------------------|---|--------|----------|
| Passer domesticus (skin) | 5 | 6.7120 | A |
| Passer domesticus (alcohol) | 3 | 6.6067 | A |
| Passer domesticus | 2 | 5.1850 | A |

Means that do not share a letter are significantly different.

Name = Passer domesticus subtracted from:

| Name | Difference of Means | SE of Difference | T-Value | Adjusted P-Value |
|-----------------------------|------------------------|---------------------|---------|---------------------|
| Passer domesticus (alcohol) | 1.422 | 0.5395 | 2.635 | 0.1010 |
| Passer domesticus (skin) | 1.527 | 0.4945 | 3.088 | 0.0528 |

Name = Passer domesticus (alcohol) subtracted from:

| Name | Difference of Means | SE of Difference | T-Value | Adjusted P-Value |
|--------------------------|------------------------|---------------------|---------|---------------------|
| Passer domesticus (skin) | 0.1053 | 0.4316 | 0.2440 | 1.000 |

Grouping Information Using Tukey Method and 95.0% Confidence for LoPhIII,III

| Name | N | Mean | Grouping |
|-----------------------------|---|--------|----------|
| Passer domesticus (skin) | 5 | 6.7120 | A |
| Passer domesticus (alcohol) | 3 | 6.6067 | A B |
| Passer domesticus | 2 | 5.1850 | B |

Means that do not share a letter are significantly different.

Name = Passer domesticus subtracted from:

| Name | Difference of Means | SE of Difference | T-Value | Adjusted P-Value |
|-----------------------------|------------------------|---------------------|---------|---------------------|
| Passer domesticus (alcohol) | 1.422 | 0.5395 | 2.635 | 0.0765 |
| Passer domesticus (skin) | 1.527 | 0.4945 | 3.088 | 0.0412 |

Name = Passer domesticus (alcohol) subtracted from:

| Name | Difference of Means | SE of Difference | T-Value | Adjusted P-Value |
|--------------------------|------------------------|---------------------|---------|---------------------|
| Passer domesticus (skin) | 0.1053 | 0.4316 | 0.2440 | 0.9679 |

Grouping Information Using Bonferroni Method and 95.0% Confidence for LoPhII,IV

| Name | N | Mean | Grouping |
|-----------------------------|---|--------|----------|
| Passer domesticus | 2 | 2.5550 | A |
| Passer domesticus (skin) | 5 | 2.3840 | A |
| Passer domesticus (alcohol) | 3 | 2.1567 | A |

Means that do not share a letter are significantly different.

Name = Passer domesticus subtracted from:

| Name | Difference of Means | SE of Difference | T-Value | Adjusted P-Value |
|-----------------------------|------------------------|---------------------|---------|---------------------|
| Passer domesticus (alcohol) | -0.3983 | 0.2468 | -1.614 | 0.4519 |
| Passer domesticus (skin) | -0.1710 | 0.2262 | -0.756 | 1.0000 |

Name = Passer domesticus (alcohol) subtracted from:

| Name | Difference of Means | SE of Difference | T-Value | Adjusted P-Value |
|--------------------------|------------------------|---------------------|---------|---------------------|
| Passer domesticus (skin) | 0.2273 | 0.1975 | 1.151 | 0.8624 |

Grouping Information Using Tukey Method and 95.0% Confidence for LoPhII,IV

| Name | N | Mean | Grouping |
|-----------------------------|---|--------|----------|
| Passer domesticus | 2 | 2.5550 | A |
| Passer domesticus (skin) | 5 | 2.3840 | A |
| Passer domesticus (alcohol) | 3 | 2.1567 | A |

Means that do not share a letter are significantly different.

Name = Passer domesticus subtracted from:

| Name | Difference of Means | SE of Difference | T-Value | Adjusted P-Value |
|-----------------------------|---------------------|------------------|---------|------------------|
| Passer domesticus (alcohol) | -0.3983 | 0.2468 | -1.614 | 0.3018 |
| Passer domesticus (skin) | -0.1710 | 0.2262 | -0.756 | 0.7399 |

Name = Passer domesticus (alcohol) subtracted from:

| Name | Difference of Means | SE of Difference | T-Value | Adjusted P-Value |
|--------------------------|---------------------|------------------|---------|------------------|
| Passer domesticus (skin) | 0.2273 | 0.1975 | 1.151 | 0.5159 |

Grouping Information Using Bonferroni Method and 95.0% Confidence for LoPhIII,IV

| Name | N | Mean | Grouping |
|-----------------------------|---|--------|----------|
| Passer domesticus | 2 | 2.6400 | A |
| Passer domesticus (alcohol) | 3 | 1.8967 | B |
| Passer domesticus (skin) | 5 | 1.7900 | B |

Means that do not share a letter are significantly different.

Name = Passer domesticus subtracted from:

| Name | Difference of Means | SE of Difference | T-Value | Adjusted P-Value |
|-----------------------------|---------------------|------------------|---------|------------------|
| Passer domesticus (alcohol) | -0.7433 | 0.1340 | -5.547 | 0.0026 |
| Passer domesticus (skin) | -0.8500 | 0.1228 | -6.920 | 0.0007 |

Name = Passer domesticus (alcohol) subtracted from:

| Name | Difference of Means | SE of Difference | T-Value | Adjusted P-Value |
|--------------------------|---------------------|------------------|---------|------------------|
| Passer domesticus (skin) | -0.1067 | 0.1072 | -0.9949 | 1.000 |

Grouping Information Using Tukey Method and 95.0% Confidence for LoPhIII,IV

| Name | N | Mean | Grouping |
|-----------------------------|---|--------|----------|
| Passer domesticus | 2 | 2.6400 | A |
| Passer domesticus (alcohol) | 3 | 1.8967 | B |
| Passer domesticus (skin) | 5 | 1.7900 | B |

Means that do not share a letter are significantly different.

Name = Passer domesticus subtracted from:

| Name | Difference of Means | SE of Difference | T-Value | Adjusted P-Value |
|-----------------------------|---------------------|------------------|---------|------------------|
| Passer domesticus (alcohol) | -0.7433 | 0.1340 | -5.547 | 0.0022 |
| Passer domesticus (skin) | -0.8500 | 0.1228 | -6.920 | 0.0006 |

Name = Passer domesticus (alcohol) subtracted from:

| Name | Difference of Means | SE of Difference | T-Value | Adjusted P-Value |
|--------------------------|------------------------|---------------------|---------|---------------------|
| Passer domesticus (skin) | -0.1067 | 0.1072 | -0.9949 | 0.6029 |

Grouping Information Using Bonferroni Method and 95.0% Confidence for LoPhIV,IV

| Name | N | Mean | Grouping |
|-----------------------------|---|--------|----------|
| Passer domesticus (alcohol) | 3 | 3.5833 | A |
| Passer domesticus (skin) | 5 | 3.5420 | A |
| Passer domesticus | 2 | 2.4200 | A |

Means that do not share a letter are significantly different.

Name = Passer domesticus subtracted from:

| Name | Difference of Means | SE of Difference | T-Value | Adjusted P-Value |
|-----------------------------|------------------------|---------------------|---------|---------------------|
| Passer domesticus (alcohol) | 1.163 | 0.5375 | 2.164 | 0.2015 |
| Passer domesticus (skin) | 1.122 | 0.4926 | 2.278 | 0.1705 |

Name = Passer domesticus (alcohol) subtracted from:

| Name | Difference of Means | SE of Difference | T-Value | Adjusted P-Value |
|--------------------------|------------------------|---------------------|----------|---------------------|
| Passer domesticus (skin) | -0.04133 | 0.4300 | -0.09612 | 1.000 |

Grouping Information Using Tukey Method and 95.0% Confidence for LoPhIV,IV

| Name | N | Mean | Grouping |
|-----------------------------|---|--------|----------|
| Passer domesticus (alcohol) | 3 | 3.5833 | A |
| Passer domesticus (skin) | 5 | 3.5420 | A |
| Passer domesticus | 2 | 2.4200 | A |

Means that do not share a letter are significantly different.

Name = Passer domesticus subtracted from:

| Name | Difference of Means | SE of Difference | T-Value | Adjusted P-Value |
|-----------------------------|------------------------|---------------------|---------|---------------------|
| Passer domesticus (alcohol) | 1.163 | 0.5375 | 2.164 | 0.1460 |
| Passer domesticus (skin) | 1.122 | 0.4926 | 2.278 | 0.1251 |

Name = Passer domesticus (alcohol) subtracted from:

| Name | Difference of Means | SE of Difference | T-Value | Adjusted P-Value |
|--------------------------|------------------------|---------------------|----------|---------------------|
| Passer domesticus (skin) | -0.04133 | 0.4300 | -0.09612 | 0.9949 |

Grouping Information Using Bonferroni Method and 95.0% Confidence for Foot Length

| Name | N | Mean | Grouping |
|-----------------------------|---|---------|----------|
| Passer domesticus (alcohol) | 3 | 16.7433 | A |
| Passer domesticus (skin) | 5 | 15.8460 | A |
| Passer domesticus | 2 | 13.4750 | B |

Means that do not share a letter are significantly different.

Name = Passer domesticus subtracted from:

| Name | Difference of Means | SE of Difference | T-Value | Adjusted P-Value |
|-----------------------------|------------------------|---------------------|---------|---------------------|
| Passer domesticus (alcohol) | 3.268 | 0.6794 | 4.811 | 0.0058 |
| Passer domesticus (skin) | 2.371 | 0.6227 | 3.808 | 0.0199 |

Name = Passer domesticus (alcohol) subtracted from:

| Name | Difference of Means | SE of Difference | T-Value | Adjusted P-Value |
|--------------------------|------------------------|---------------------|---------|---------------------|
| Passer domesticus (skin) | -0.8973 | 0.5435 | -1.651 | 0.4282 |

Grouping Information Using Tukey Method and 95.0% Confidence for Foot Length

| Name | N | Mean | Grouping |
|-----------------------------|---|---------|----------|
| Passer domesticus (alcohol) | 3 | 16.7433 | A |
| Passer domesticus (skin) | 5 | 15.8460 | A |
| Passer domesticus | 2 | 13.4750 | B |

Means that do not share a letter are significantly different.

Name = Passer domesticus subtracted from:

| Name | Difference of Means | SE of Difference | T-Value | Adjusted P-Value |
|-----------------------------|------------------------|---------------------|---------|---------------------|
| Passer domesticus (alcohol) | 3.268 | 0.6794 | 4.811 | 0.0048 |
| Passer domesticus (skin) | 2.371 | 0.6227 | 3.808 | 0.0160 |

Name = Passer domesticus (alcohol) subtracted from:

| Name | Difference of Means | SE of Difference | T-Value | Adjusted P-Value |
|--------------------------|------------------------|---------------------|---------|---------------------|
| Passer domesticus (skin) | -0.8973 | 0.5435 | -1.651 | 0.2879 |

Grouping Information Using Bonferroni Method and 95.0% Confidence for Lotmt

| Name | N | Mean | Grouping |
|-----------------------------|---|---------|----------|
| Passer domesticus (skin) | 5 | 21.4720 | A |
| Passer domesticus (alcohol) | 3 | 19.2833 | B |
| Passer domesticus | 2 | 19.2000 | B |

Means that do not share a letter are significantly different.

Name = Passer domesticus subtracted from:

| Name | Difference of Means | SE of Difference | T-Value | Adjusted P-Value |
|-----------------------------|------------------------|---------------------|---------|---------------------|
| Passer domesticus (alcohol) | 0.08333 | 0.5793 | 0.1439 | 1.0000 |
| Passer domesticus (skin) | 2.27200 | 0.5309 | 4.2795 | 0.0110 |

Name = Passer domesticus (alcohol) subtracted from:

| Name | Difference of Means | SE of Difference | T-Value | Adjusted P-Value |
|------|------------------------|---------------------|---------|---------------------|
|------|------------------------|---------------------|---------|---------------------|

Passer domesticus (skin) 2.189 0.4634 4.723 0.0065

Grouping Information Using Tukey Method and 95.0% Confidence for Lotmt

| Name | N | Mean | Grouping |
|-----------------------------|---|---------|----------|
| Passer domesticus (skin) | 5 | 21.4720 | A |
| Passer domesticus (alcohol) | 3 | 19.2833 | B |
| Passer domesticus | 2 | 19.2000 | B |

Means that do not share a letter are significantly different.

Name = Passer domesticus subtracted from:

| Name | Difference of Means | SE of Difference | T-Value | Adjusted P-Value |
|-----------------------------|---------------------|------------------|---------|------------------|
| Passer domesticus (alcohol) | 0.08333 | 0.5793 | 0.1439 | 0.9887 |
| Passer domesticus (skin) | 2.27200 | 0.5309 | 4.2795 | 0.0089 |

Name = Passer domesticus (alcohol) subtracted from:

| Name | Difference of Means | SE of Difference | T-Value | Adjusted P-Value |
|--------------------------|---------------------|------------------|---------|------------------|
| Passer domesticus (skin) | 2.189 | 0.4634 | 4.723 | 0.0053 |

Grouping Information Using Bonferroni Method and 95.0% Confidence for Wotmt@prox

| Name | N | Mean | Grouping |
|-----------------------------|---|--------|----------|
| Passer domesticus (alcohol) | 3 | 2.8900 | A |
| Passer domesticus | 2 | 2.8500 | A |
| Passer domesticus (skin) | 5 | 2.7340 | A |

Means that do not share a letter are significantly different.

Name = Passer domesticus subtracted from:

| Name | Difference of Means | SE of Difference | T-Value | Adjusted P-Value |
|-----------------------------|---------------------|------------------|---------|------------------|
| Passer domesticus (alcohol) | 0.0400 | 0.3735 | 0.1071 | 1.000 |
| Passer domesticus (skin) | -0.1160 | 0.3424 | -0.3388 | 1.000 |

Name = Passer domesticus (alcohol) subtracted from:

| Name | Difference of Means | SE of Difference | T-Value | Adjusted P-Value |
|--------------------------|---------------------|------------------|---------|------------------|
| Passer domesticus (skin) | -0.1560 | 0.2988 | -0.5220 | 1.000 |

Grouping Information Using Tukey Method and 95.0% Confidence for Wotmt@prox

| Name | N | Mean | Grouping |
|-----------------------------|---|--------|----------|
| Passer domesticus (alcohol) | 3 | 2.8900 | A |
| Passer domesticus | 2 | 2.8500 | A |
| Passer domesticus (skin) | 5 | 2.7340 | A |

Means that do not share a letter are significantly different.

Name = Passer domesticus subtracted from:

| Name | Difference of Means | SE of Difference | T-Value | Adjusted P-Value |
|-----------------------------|------------------------|---------------------|---------|---------------------|
| Passer domesticus (alcohol) | 0.0400 | 0.3735 | 0.1071 | 0.9937 |
| Passer domesticus (skin) | -0.1160 | 0.3424 | -0.3388 | 0.9392 |

Name = Passer domesticus (alcohol) subtracted from:

| Name | Difference of Means | SE of Difference | T-Value | Adjusted P-Value |
|--------------------------|------------------------|---------------------|---------|---------------------|
| Passer domesticus (skin) | -0.1560 | 0.2988 | -0.5220 | 0.8633 |

Grouping Information Using Bonferroni Method and 95.0% Confidence for
Wotmt@cond

| Name | N | Mean | Grouping |
|-----------------------------|---|--------|----------|
| Passer domesticus (skin) | 5 | 3.2520 | A |
| Passer domesticus (alcohol) | 3 | 2.7133 | A |
| Passer domesticus | 2 | 2.2500 | A |

Means that do not share a letter are significantly different.

Name = Passer domesticus subtracted from:

| Name | Difference of Means | SE of Difference | T-Value | Adjusted P-Value |
|-----------------------------|------------------------|---------------------|---------|---------------------|
| Passer domesticus (alcohol) | 0.4633 | 0.6041 | 0.7670 | 1.0000 |
| Passer domesticus (skin) | 1.0020 | 0.5536 | 1.8098 | 0.3397 |

Name = Passer domesticus (alcohol) subtracted from:

| Name | Difference of Means | SE of Difference | T-Value | Adjusted P-Value |
|--------------------------|------------------------|---------------------|---------|---------------------|
| Passer domesticus (skin) | 0.5387 | 0.4833 | 1.115 | 0.9054 |

Grouping Information Using Tukey Method and 95.0% Confidence for Wotmt@cond

| Name | N | Mean | Grouping |
|-----------------------------|---|--------|----------|
| Passer domesticus (skin) | 5 | 3.2520 | A |
| Passer domesticus (alcohol) | 3 | 2.7133 | A |
| Passer domesticus | 2 | 2.2500 | A |

Means that do not share a letter are significantly different.

Name = Passer domesticus subtracted from:

| Name | Difference of Means | SE of Difference | T-Value | Adjusted P-Value |
|-----------------------------|------------------------|---------------------|---------|---------------------|
| Passer domesticus (alcohol) | 0.4633 | 0.6041 | 0.7670 | 0.7336 |
| Passer domesticus (skin) | 1.0020 | 0.5536 | 1.8098 | 0.2347 |

Name = Passer domesticus (alcohol) subtracted from:

| Name | Difference of Means | SE of Difference | T-Value | Adjusted P-Value |
|--------------------------|------------------------|---------------------|---------|---------------------|
| Passer domesticus (skin) | 0.5387 | 0.4833 | 1.115 | 0.5358 |

General Linear Model: LoDI, LoDII, ... versus Name

| Factor | Type | Levels | Values |
|--------|-------|--------|---|
| Name | fixed | 3 | Porzana carolina, Porzana carolina (alcohol), Porzana carolina (skin) |

Analysis of Variance for LoDI, using Adjusted SS for Tests

| Source | DF | Seq SS | Adj SS | Adj MS | F | P |
|--------|----|--------|--------|--------|------|-------|
| Name | 2 | 0.1857 | 0.1857 | 0.0928 | 0.85 | 0.509 |
| Error | 3 | 0.3271 | 0.3271 | 0.1090 | | |
| Total | 5 | 0.5128 | | | | |

S = 0.330189 R-Sq = 36.21% R-Sq(adj) = 0.00%

Unusual Observations for LoDI

| Obs | LoDI | Fit | SE Fit | Residual | St Resid |
|-----|---------|---------|--------|----------|----------|
| 5 | 10.4700 | 10.4700 | 0.3302 | -0.0000 | * X |
| 6 | 10.2100 | 10.2100 | 0.3302 | 0.0000 | * X |

X denotes an observation whose X value gives it large leverage.

Analysis of Variance for LoDII, using Adjusted SS for Tests

| Source | DF | Seq SS | Adj SS | Adj MS | F | P |
|--------|----|--------|--------|--------|------|-------|
| Name | 2 | 2.9309 | 2.9309 | 1.4654 | 2.00 | 0.280 |
| Error | 3 | 2.1971 | 2.1971 | 0.7324 | | |
| Total | 5 | 5.1280 | | | | |

S = 0.855784 R-Sq = 57.15% R-Sq(adj) = 28.59%

Unusual Observations for LoDII

| Obs | LoDII | Fit | SE Fit | Residual | St Resid |
|-----|---------|---------|--------|----------|----------|
| 5 | 27.8600 | 27.8600 | 0.8558 | 0.0000 | * X |
| 6 | 27.0400 | 27.0400 | 0.8558 | 0.0000 | * X |

X denotes an observation whose X value gives it large leverage.

Analysis of Variance for LoDIII, using Adjusted SS for Tests

| Source | DF | Seq SS | Adj SS | Adj MS | F | P |
|--------|----|--------|--------|--------|------|-------|
| Name | 2 | 19.496 | 19.496 | 9.748 | 8.80 | 0.056 |
| Error | 3 | 3.324 | 3.324 | 1.108 | | |
| Total | 5 | 22.820 | | | | |

S = 1.05269 R-Sq = 85.43% R-Sq(adj) = 75.72%

Unusual Observations for LoDIII

| Obs | LoDIII | Fit | SE Fit | Residual | St Resid |
|-----|--------|-----|--------|----------|----------|
|-----|--------|-----|--------|----------|----------|

| | | | | | |
|---|---------|---------|--------|---------|-----|
| 5 | 36.9800 | 36.9800 | 1.0527 | -0.0000 | * X |
| 6 | 37.3400 | 37.3400 | 1.0527 | 0.0000 | * X |

X denotes an observation whose X value gives it large leverage.

Analysis of Variance for LoDIV, using Adjusted SS for Tests

| Source | DF | Seq SS | Adj SS | Adj MS | F | P |
|--------|----|--------|--------|--------|------|-------|
| Name | 2 | 4.2659 | 4.2659 | 2.1329 | 2.29 | 0.249 |
| Error | 3 | 2.7973 | 2.7973 | 0.9324 | | |
| Total | 5 | 7.0631 | | | | |

S = 0.965622 R-Sq = 60.40% R-Sq(adj) = 33.99%

Unusual Observations for LoDIV

| Obs | LoDIV | Fit | SE Fit | Residual | St Resid |
|-----|---------|---------|--------|----------|----------|
| 5 | 30.9500 | 30.9500 | 0.9656 | 0.0000 | * X |
| 6 | 30.0800 | 30.0800 | 0.9656 | 0.0000 | * X |

X denotes an observation whose X value gives it large leverage.

Analysis of Variance for W@Pjoint II, using Adjusted SS for Tests

| Source | DF | Seq SS | Adj SS | Adj MS | F | P |
|--------|----|---------|---------|---------|-------|-------|
| Name | 2 | 0.86607 | 0.86607 | 0.43304 | 49.44 | 0.005 |
| Error | 3 | 0.02627 | 0.02627 | 0.00876 | | |
| Total | 5 | 0.89235 | | | | |

S = 0.0935860 R-Sq = 97.06% R-Sq(adj) = 95.09%

Unusual Observations for W@Pjoint II

| Obs | W@Pjoint II | Fit | SE Fit | Residual | St Resid |
|-----|-------------|---------|---------|----------|----------|
| 5 | 2.28000 | 2.28000 | 0.09359 | 0.00000 | * X |
| 6 | 2.00000 | 2.00000 | 0.09359 | 0.00000 | * X |

X denotes an observation whose X value gives it large leverage.

Analysis of Variance for W@Pjoint III, using Adjusted SS for Tests

| Source | DF | Seq SS | Adj SS | Adj MS | F | P |
|--------|----|---------|---------|---------|-------|-------|
| Name | 2 | 1.00350 | 1.00350 | 0.50175 | 18.25 | 0.021 |
| Error | 3 | 0.08250 | 0.08250 | 0.02750 | | |
| Total | 5 | 1.08600 | | | | |

S = 0.165831 R-Sq = 92.40% R-Sq(adj) = 87.34%

Unusual Observations for W@Pjoint III

| Obs | W@Pjoint III | Fit | SE Fit | Residual | St Resid |
|-----|--------------|-----|--------|----------|----------|
|-----|--------------|-----|--------|----------|----------|

| | | | | | |
|---|---------|---------|---------|---------|-----|
| 5 | 2.38000 | 2.38000 | 0.16583 | 0.00000 | * X |
| 6 | 2.62000 | 2.62000 | 0.16583 | 0.00000 | * X |

X denotes an observation whose X value gives it large leverage.

Analysis of Variance for W@Pjoint IV, using Adjusted SS for Tests

| Source | DF | Seq SS | Adj SS | Adj MS | F | P |
|--------|----|---------|---------|---------|-------|-------|
| Name | 2 | 0.47703 | 0.47703 | 0.23852 | 21.75 | 0.016 |
| Error | 3 | 0.03290 | 0.03290 | 0.01097 | | |
| Total | 5 | 0.50993 | | | | |

S = 0.104722 R-Sq = 93.55% R-Sq(adj) = 89.25%

Unusual Observations for W@Pjoint IV

| Obs | W@Pjoint IV | Fit | SE Fit | Residual | St Resid |
|-----|-------------|---------|---------|----------|----------|
| 5 | 2.16000 | 2.16000 | 0.10472 | 0.00000 | * X |
| 6 | 2.06000 | 2.06000 | 0.10472 | 0.00000 | * X |

X denotes an observation whose X value gives it large leverage.

Analysis of Variance for W@2joint III, using Adjusted SS for Tests

| Source | DF | Seq SS | Adj SS | Adj MS | F | P |
|--------|----|---------|---------|---------|-------|-------|
| Name | 2 | 0.47781 | 0.47781 | 0.23890 | 40.55 | 0.007 |
| Error | 3 | 0.01768 | 0.01768 | 0.00589 | | |
| Total | 5 | 0.49548 | | | | |

S = 0.0767572 R-Sq = 96.43% R-Sq(adj) = 94.05%

Unusual Observations for W@2joint III

| Obs | W@2joint III | Fit | SE Fit | Residual | St Resid |
|-----|--------------|---------|---------|----------|----------|
| 5 | 1.88000 | 1.88000 | 0.07676 | 0.00000 | * X |
| 6 | 1.94000 | 1.94000 | 0.07676 | 0.00000 | * X |

X denotes an observation whose X value gives it large leverage.

Analysis of Variance for W@2joint IV, using Adjusted SS for Tests

| Source | DF | Seq SS | Adj SS | Adj MS | F | P |
|--------|----|---------|---------|---------|-------|-------|
| Name | 2 | 0.48720 | 0.48720 | 0.24360 | 32.92 | 0.009 |
| Error | 3 | 0.02220 | 0.02220 | 0.00740 | | |
| Total | 5 | 0.50940 | | | | |

S = 0.0860233 R-Sq = 95.64% R-Sq(adj) = 92.74%

Unusual Observations for W@2joint IV

| Obs | W@2joint IV | Fit | SE Fit | Residual | St Resid |
|-----|-------------|---------|---------|----------|----------|
| 5 | 1.88000 | 1.88000 | 0.07676 | 0.00000 | * X |
| 6 | 1.94000 | 1.94000 | 0.07676 | 0.00000 | * X |

| | | | | | |
|---|---------|---------|---------|---------|-----|
| 5 | 1.93000 | 1.93000 | 0.08602 | 0.00000 | * X |
| 6 | 1.81000 | 1.81000 | 0.08602 | 0.00000 | * X |

X denotes an observation whose X value gives it large leverage.

Analysis of Variance for W@3joint IV, using Adjusted SS for Tests

| Source | DF | Seq SS | Adj SS | Adj MS | F | P |
|--------|----|---------|---------|---------|-------|-------|
| Name | 2 | 0.27106 | 0.27106 | 0.13553 | 64.79 | 0.003 |
| Error | 3 | 0.00627 | 0.00627 | 0.00209 | | |
| Total | 5 | 0.27733 | | | | |

S = 0.0457347 R-Sq = 97.74% R-Sq(adj) = 96.23%

Unusual Observations for W@3joint IV

| Obs | W@3joint IV | Fit | SE Fit | Residual | St Resid |
|-----|-------------|---------|---------|----------|----------|
| 5 | 1.65000 | 1.65000 | 0.04573 | 0.00000 | * X |
| 6 | 1.56000 | 1.56000 | 0.04573 | 0.00000 | * X |

X denotes an observation whose X value gives it large leverage.

Analysis of Variance for LoPhI,II, using Adjusted SS for Tests

| Source | DF | Seq SS | Adj SS | Adj MS | F | P |
|--------|----|--------|--------|--------|-------|-------|
| Name | 2 | 21.273 | 21.273 | 10.637 | 38.03 | 0.007 |
| Error | 3 | 0.839 | 0.839 | 0.280 | | |
| Total | 5 | 22.112 | | | | |

S = 0.528859 R-Sq = 96.21% R-Sq(adj) = 93.68%

Unusual Observations for LoPhI,II

| Obs | LoPhI,II | Fit | SE Fit | Residual | St Resid |
|-----|----------|---------|--------|----------|----------|
| 5 | 12.2400 | 12.2400 | 0.5289 | -0.0000 | * X |
| 6 | 10.0500 | 10.0500 | 0.5289 | 0.0000 | * X |

X denotes an observation whose X value gives it large leverage.

Analysis of Variance for LoPhII,II, using Adjusted SS for Tests

| Source | DF | Seq SS | Adj SS | Adj MS | F | P |
|--------|----|--------|--------|--------|------|-------|
| Name | 2 | 5.6646 | 5.6646 | 2.8323 | 8.42 | 0.059 |
| Error | 3 | 1.0091 | 1.0091 | 0.3364 | | |
| Total | 5 | 6.6737 | | | | |

S = 0.579971 R-Sq = 84.88% R-Sq(adj) = 74.80%

Unusual Observations for LoPhII,II

| Obs | LoPhII,II | Fit | SE Fit | Residual | St Resid |
|-----|-----------|-----|--------|----------|----------|
|-----|-----------|-----|--------|----------|----------|

| | | | | | |
|---|--------|--------|--------|---------|-----|
| 5 | 9.3400 | 9.3400 | 0.5800 | 0.0000 | * X |
| 6 | 9.6900 | 9.6900 | 0.5800 | -0.0000 | * X |

X denotes an observation whose X value gives it large leverage.

Analysis of Variance for LoPhI,III, using Adjusted SS for Tests

| Source | DF | Seq SS | Adj SS | Adj MS | F | P |
|--------|----|--------|--------|--------|--------|-------|
| Name | 2 | 38.856 | 38.856 | 19.428 | 152.54 | 0.001 |
| Error | 3 | 0.382 | 0.382 | 0.127 | | |
| Total | 5 | 39.238 | | | | |

S = 0.356885 R-Sq = 99.03% R-Sq(adj) = 98.38%

Unusual Observations for LoPhI,III

| Obs | LoPhI,III | Fit | SE Fit | Residual | St Resid |
|-----|-----------|---------|--------|----------|----------|
| 5 | 10.3800 | 10.3800 | 0.3569 | -0.0000 | * X |
| 6 | 7.4900 | 7.4900 | 0.3569 | 0.0000 | * X |

X denotes an observation whose X value gives it large leverage.

Analysis of Variance for LoPhII,III, using Adjusted SS for Tests

| Source | DF | Seq SS | Adj SS | Adj MS | F | P |
|--------|----|--------|--------|--------|-------|-------|
| Name | 2 | 6.6926 | 6.6926 | 3.3463 | 11.40 | 0.040 |
| Error | 3 | 0.8805 | 0.8805 | 0.2935 | | |
| Total | 5 | 7.5731 | | | | |

S = 0.541756 R-Sq = 88.37% R-Sq(adj) = 80.62%

Unusual Observations for LoPhII,III

| Obs | LoPhII,III | Fit | SE Fit | Residual | St Resid |
|-----|------------|--------|--------|----------|----------|
| 5 | 8.6300 | 8.6300 | 0.5418 | 0.0000 | * X |
| 6 | 7.7200 | 7.7200 | 0.5418 | 0.0000 | * X |

X denotes an observation whose X value gives it large leverage.

Analysis of Variance for LoPhIII,III, using Adjusted SS for Tests

| Source | DF | Seq SS | Adj SS | Adj MS | F | P |
|--------|----|--------|--------|--------|------|-------|
| Name | 2 | 2.0055 | 2.0055 | 1.0027 | 3.24 | 0.178 |
| Error | 3 | 0.9295 | 0.9295 | 0.3098 | | |
| Total | 5 | 2.9349 | | | | |

S = 0.556619 R-Sq = 68.33% R-Sq(adj) = 47.22%

Unusual Observations for LoPhIII,III

| Obs | LoPhIII,III | Fit | SE Fit | Residual | St Resid |
|-----|-------------|-----|--------|----------|----------|
|-----|-------------|-----|--------|----------|----------|

| | | | | | |
|---|--------|--------|--------|--------|-----|
| 5 | 7.9500 | 7.9500 | 0.5566 | 0.0000 | * X |
| 6 | 8.5100 | 8.5100 | 0.5566 | 0.0000 | * X |

X denotes an observation whose X value gives it large leverage.

Analysis of Variance for LoPhI,IV, using Adjusted SS for Tests

| Source | DF | Seq SS | Adj SS | Adj MS | F | P |
|--------|----|--------|--------|--------|--------|-------|
| Name | 2 | 22.060 | 22.060 | 11.030 | 110.20 | 0.002 |
| Error | 3 | 0.300 | 0.300 | 0.100 | | |
| Total | 5 | 22.360 | | | | |

S = 0.316373 R-Sq = 98.66% R-Sq(adj) = 97.76%

Unusual Observations for LoPhI,IV

| Obs | LoPhI,IV | Fit | SE Fit | Residual | St Resid |
|-----|----------|--------|--------|----------|----------|
| 5 | 6.5800 | 6.5800 | 0.3164 | 0.0000 | * X |
| 6 | 6.6000 | 6.6000 | 0.3164 | 0.0000 | * X |

X denotes an observation whose X value gives it large leverage.

Analysis of Variance for LoPhII,IV, using Adjusted SS for Tests

| Source | DF | Seq SS | Adj SS | Adj MS | F | P |
|--------|----|---------|---------|--------|-------|-------|
| Name | 2 | 10.2562 | 10.2562 | 5.1281 | 62.98 | 0.004 |
| Error | 3 | 0.2443 | 0.2443 | 0.0814 | | |
| Total | 5 | 10.5005 | | | | |

S = 0.285351 R-Sq = 97.67% R-Sq(adj) = 96.12%

Unusual Observations for LoPhII,IV

| Obs | LoPhII,IV | Fit | SE Fit | Residual | St Resid |
|-----|-----------|---------|---------|----------|----------|
| 5 | 4.85000 | 4.85000 | 0.28535 | 0.00000 | * X |
| 6 | 3.61000 | 3.61000 | 0.28535 | -0.00000 | * X |

X denotes an observation whose X value gives it large leverage.

Analysis of Variance for LoPhIII,IV, using Adjusted SS for Tests

| Source | DF | Seq SS | Adj SS | Adj MS | F | P |
|--------|----|--------|--------|--------|-------|-------|
| Name | 2 | 6.1596 | 6.1596 | 3.0798 | 11.80 | 0.038 |
| Error | 3 | 0.7833 | 0.7833 | 0.2611 | | |
| Total | 5 | 6.9429 | | | | |

S = 0.510979 R-Sq = 88.72% R-Sq(adj) = 81.20%

Unusual Observations for LoPhIII,IV

| Obs | LoPhIII,IV | Fit | SE Fit | Residual | St Resid |
|-----|------------|-----|--------|----------|----------|
|-----|------------|-----|--------|----------|----------|

| | | | | | |
|---|---------|---------|---------|---------|-----|
| 5 | 3.66000 | 3.66000 | 0.51098 | 0.00000 | * X |
| 6 | 3.19000 | 3.19000 | 0.51098 | 0.00000 | * X |

X denotes an observation whose X value gives it large leverage.

Analysis of Variance for LoPhIV,IV, using Adjusted SS for Tests

| Source | DF | Seq SS | Adj SS | Adj MS | F | P |
|--------|----|--------|--------|--------|-------|-------|
| Name | 2 | 3.6222 | 3.6222 | 1.8111 | 11.08 | 0.041 |
| Error | 3 | 0.4905 | 0.4905 | 0.1635 | | |
| Total | 5 | 4.1127 | | | | |

S = 0.404341 R-Sq = 88.07% R-Sq(adj) = 80.12%

Unusual Observations for LoPhIV,IV

| Obs | LoPhIV,IV | Fit | SE Fit | Residual | St Resid |
|-----|-----------|---------|---------|----------|----------|
| 5 | 4.87000 | 4.87000 | 0.40434 | 0.00000 | * X |
| 6 | 4.79000 | 4.79000 | 0.40434 | 0.00000 | * X |

X denotes an observation whose X value gives it large leverage.

Analysis of Variance for Foot Length, using Adjusted SS for Tests

| Source | DF | Seq SS | Adj SS | Adj MS | F | P |
|--------|----|--------|--------|--------|------|-------|
| Name | 2 | 5.717 | 5.717 | 2.858 | 1.54 | 0.347 |
| Error | 3 | 5.585 | 5.585 | 1.862 | | |
| Total | 5 | 11.302 | | | | |

S = 1.36449 R-Sq = 50.58% R-Sq(adj) = 17.63%

Unusual Observations for Foot Length

| Obs | Foot Length | Fit | SE Fit | Residual | St Resid |
|-----|-------------|---------|--------|----------|----------|
| 5 | 41.3600 | 41.3600 | 1.3645 | 0.0000 | * X |
| 6 | 38.8800 | 38.8800 | 1.3645 | 0.0000 | * X |

X denotes an observation whose X value gives it large leverage.

Analysis of Variance for Wotmt@prox, using Adjusted SS for Tests

| Source | DF | Seq SS | Adj SS | Adj MS | F | P |
|--------|----|---------|---------|---------|-------|-------|
| Name | 2 | 0.60501 | 0.60501 | 0.30250 | 10.30 | 0.045 |
| Error | 3 | 0.08808 | 0.08808 | 0.02936 | | |
| Total | 5 | 0.69308 | | | | |

S = 0.171343 R-Sq = 87.29% R-Sq(adj) = 78.82%

Unusual Observations for Wotmt@prox

| Obs | Wotmt@prox | Fit | SE Fit | Residual | St Resid |
|-----|------------|-----|--------|----------|----------|
|-----|------------|-----|--------|----------|----------|

| | | | | | |
|---|---------|---------|---------|---------|-----|
| 5 | 4.80000 | 4.80000 | 0.17134 | 0.00000 | * X |
| 6 | 5.20000 | 5.20000 | 0.17134 | 0.00000 | * X |

X denotes an observation whose X value gives it large leverage.

Analysis of Variance for Wotmt@cond, using Adjusted SS for Tests

| Source | DF | Seq SS | Adj SS | Adj MS | F | P |
|--------|----|--------|--------|--------|------|-------|
| Name | 2 | 1.1658 | 1.1658 | 0.5829 | 5.57 | 0.098 |
| Error | 3 | 0.3137 | 0.3137 | 0.1046 | | |
| Total | 5 | 1.4795 | | | | |

S = 0.323368 R-Sq = 78.80% R-Sq(adj) = 64.66%

Unusual Observations for Wotmt@cond

| Obs | Wotmt@cond | Fit | SE Fit | Residual | St Resid |
|-----|------------|---------|---------|----------|----------|
| 5 | 5.53000 | 5.53000 | 0.32337 | 0.00000 | * X |
| 6 | 5.51000 | 5.51000 | 0.32337 | 0.00000 | * X |

X denotes an observation whose X value gives it large leverage.

Grouping Information Using Bonferroni Method and 95.0% Confidence for LoDI

| Name | N | Mean | Grouping |
|----------------------------|---|--------|----------|
| Porzana carolina (skin) | 1 | 10.470 | A |
| Porzana carolina (alcohol) | 1 | 10.210 | A |
| Porzana carolina | 4 | 10.003 | A |

Means that do not share a letter are significantly different.

Name = Porzana carolina subtracted from:

| Name | Difference of Means | SE of Difference | T-Value | Adjusted P-Value |
|----------------------------|---------------------|------------------|---------|------------------|
| Porzana carolina (alcohol) | 0.2075 | 0.3692 | 0.5621 | 1.0000 |
| Porzana carolina (skin) | 0.4675 | 0.3692 | 1.2664 | 0.8843 |

Name = Porzana carolina (alcohol) subtracted from:

| Name | Difference of Means | SE of Difference | T-Value | Adjusted P-Value |
|-------------------------|---------------------|------------------|---------|------------------|
| Porzana carolina (skin) | 0.2600 | 0.4670 | 0.5568 | 1.000 |

Grouping Information Using Tukey Method and 95.0% Confidence for LoDI

| Name | N | Mean | Grouping |
|----------------------------|---|--------|----------|
| Porzana carolina (skin) | 1 | 10.470 | A |
| Porzana carolina (alcohol) | 1 | 10.210 | A |
| Porzana carolina | 4 | 10.003 | A |

Means that do not share a letter are significantly different.

Name = Porzana carolina subtracted from:

| Difference | SE of | Adjusted |
|------------|-------|----------|
|------------|-------|----------|

| Name | of Means | Difference | T-Value | P-Value |
|----------------------------|----------|------------|---------|---------|
| Porzana carolina (alcohol) | 0.2075 | 0.3692 | 0.5621 | 0.8482 |
| Porzana carolina (skin) | 0.4675 | 0.3692 | 1.2664 | 0.5000 |

Name = Porzana carolina (alcohol) subtracted from:

| Name | Difference of Means | SE of Difference | T-Value | Adjusted P-Value |
|-------------------------|---------------------|------------------|---------|------------------|
| Porzana carolina (skin) | 0.2600 | 0.4670 | 0.5568 | 0.8507 |

Grouping Information Using Bonferroni Method and 95.0% Confidence for LoDII

| Name | N | Mean | Grouping |
|----------------------------|---|--------|----------|
| Porzana carolina (skin) | 1 | 27.860 | A |
| Porzana carolina (alcohol) | 1 | 27.040 | A |
| Porzana carolina | 4 | 26.055 | A |

Means that do not share a letter are significantly different.

Name = Porzana carolina subtracted from:

| Name | Difference of Means | SE of Difference | T-Value | Adjusted P-Value |
|----------------------------|---------------------|------------------|---------|------------------|
| Porzana carolina (alcohol) | 0.9850 | 0.9568 | 1.029 | 1.0000 |
| Porzana carolina (skin) | 1.8050 | 0.9568 | 1.887 | 0.4671 |

Name = Porzana carolina (alcohol) subtracted from:

| Name | Difference of Means | SE of Difference | T-Value | Adjusted P-Value |
|-------------------------|---------------------|------------------|---------|------------------|
| Porzana carolina (skin) | 0.8200 | 1.210 | 0.6775 | 1.000 |

Grouping Information Using Tukey Method and 95.0% Confidence for LoDII

| Name | N | Mean | Grouping |
|----------------------------|---|--------|----------|
| Porzana carolina (skin) | 1 | 27.860 | A |
| Porzana carolina (alcohol) | 1 | 27.040 | A |
| Porzana carolina | 4 | 26.055 | A |

Means that do not share a letter are significantly different.

Name = Porzana carolina subtracted from:

| Name | Difference of Means | SE of Difference | T-Value | Adjusted P-Value |
|----------------------------|---------------------|------------------|---------|------------------|
| Porzana carolina (alcohol) | 0.9850 | 0.9568 | 1.029 | 0.6112 |
| Porzana carolina (skin) | 1.8050 | 0.9568 | 1.887 | 0.2865 |

Name = Porzana carolina (alcohol) subtracted from:

| Name | Difference of Means | SE of Difference | T-Value | Adjusted P-Value |
|-------------------------|---------------------|------------------|---------|------------------|
| Porzana carolina (skin) | 0.8200 | 1.210 | 0.6775 | 0.7917 |

Grouping Information Using Bonferroni Method and 95.0% Confidence for LoDIII

| Name | N | Mean | Grouping |
|------|---|------|----------|
|------|---|------|----------|

| | | | |
|----------------------------|---|--------|---|
| Porzana carolina (alcohol) | 1 | 37.340 | A |
| Porzana carolina (skin) | 1 | 36.980 | A |
| Porzana carolina | 4 | 33.343 | A |

Means that do not share a letter are significantly different.

Name = Porzana carolina subtracted from:

| Name | Difference of Means | SE of Difference | T-Value | Adjusted P-Value |
|----------------------------|---------------------|------------------|---------|------------------|
| Porzana carolina (alcohol) | 3.998 | 1.177 | 3.397 | 0.1277 |
| Porzana carolina (skin) | 3.637 | 1.177 | 3.091 | 0.1611 |

Name = Porzana carolina (alcohol) subtracted from:

| Name | Difference of Means | SE of Difference | T-Value | Adjusted P-Value |
|-------------------------|---------------------|------------------|---------|------------------|
| Porzana carolina (skin) | -0.3600 | 1.489 | -0.2418 | 1.000 |

Grouping Information Using Tukey Method and 95.0% Confidence for LoDIII

| Name | N | Mean | Grouping |
|----------------------------|---|--------|----------|
| Porzana carolina (alcohol) | 1 | 37.340 | A |
| Porzana carolina (skin) | 1 | 36.980 | A |
| Porzana carolina | 4 | 33.343 | A |

Means that do not share a letter are significantly different.

Name = Porzana carolina subtracted from:

| Name | Difference of Means | SE of Difference | T-Value | Adjusted P-Value |
|----------------------------|---------------------|------------------|---------|------------------|
| Porzana carolina (alcohol) | 3.998 | 1.177 | 3.397 | 0.0841 |
| Porzana carolina (skin) | 3.637 | 1.177 | 3.091 | 0.1053 |

Name = Porzana carolina (alcohol) subtracted from:

| Name | Difference of Means | SE of Difference | T-Value | Adjusted P-Value |
|-------------------------|---------------------|------------------|---------|------------------|
| Porzana carolina (skin) | -0.3600 | 1.489 | -0.2418 | 0.9686 |

Grouping Information Using Bonferroni Method and 95.0% Confidence for LoDIV

| Name | N | Mean | Grouping |
|----------------------------|---|--------|----------|
| Porzana carolina (skin) | 1 | 30.950 | A |
| Porzana carolina (alcohol) | 1 | 30.080 | A |
| Porzana carolina | 4 | 28.808 | A |

Means that do not share a letter are significantly different.

Name = Porzana carolina subtracted from:

| Name | Difference of Means | SE of Difference | T-Value | Adjusted P-Value |
|----------------------------|---------------------|------------------|---------|------------------|
| Porzana carolina (alcohol) | 1.272 | 1.080 | 1.179 | 0.9705 |
| Porzana carolina (skin) | 2.142 | 1.080 | 1.985 | 0.4243 |

Name = Porzana carolina (alcohol) subtracted from:

| Name | Difference of Means | SE of Difference | T-Value | Adjusted P-Value |
|-------------------------|---------------------|------------------|---------|------------------|
| Porzana carolina (skin) | 0.8700 | 1.366 | 0.6371 | 1.000 |

Grouping Information Using Tukey Method and 95.0% Confidence for LoDIV

| Name | N | Mean | Grouping |
|----------------------------|---|--------|----------|
| Porzana carolina (skin) | 1 | 30.950 | A |
| Porzana carolina (alcohol) | 1 | 30.080 | A |
| Porzana carolina | 4 | 28.808 | A |

Means that do not share a letter are significantly different.

Name = Porzana carolina subtracted from:

| Name | Difference of Means | SE of Difference | T-Value | Adjusted P-Value |
|----------------------------|---------------------|------------------|---------|------------------|
| Porzana carolina (alcohol) | 1.272 | 1.080 | 1.179 | 0.5395 |
| Porzana carolina (skin) | 2.142 | 1.080 | 1.985 | 0.2624 |

Name = Porzana carolina (alcohol) subtracted from:

| Name | Difference of Means | SE of Difference | T-Value | Adjusted P-Value |
|-------------------------|---------------------|------------------|---------|------------------|
| Porzana carolina (skin) | 0.8700 | 1.366 | 0.6371 | 0.8119 |

Grouping Information Using Bonferroni Method and 95.0% Confidence for W@Pjoint II

| Name | N | Mean | Grouping |
|----------------------------|---|-------|----------|
| Porzana carolina (skin) | 1 | 2.280 | A |
| Porzana carolina (alcohol) | 1 | 2.000 | A |
| Porzana carolina | 4 | 1.353 | B |

Means that do not share a letter are significantly different.

Name = Porzana carolina subtracted from:

| Name | Difference of Means | SE of Difference | T-Value | Adjusted P-Value |
|----------------------------|---------------------|------------------|---------|------------------|
| Porzana carolina (alcohol) | 0.6475 | 0.1046 | 6.188 | 0.0255 |
| Porzana carolina (skin) | 0.9275 | 0.1046 | 8.864 | 0.0091 |

Name = Porzana carolina (alcohol) subtracted from:

| Name | Difference of Means | SE of Difference | T-Value | Adjusted P-Value |
|-------------------------|---------------------|------------------|---------|------------------|
| Porzana carolina (skin) | 0.2800 | 0.1324 | 2.116 | 0.3741 |

Grouping Information Using Tukey Method and 95.0% Confidence for W@Pjoint II

| Name | N | Mean | Grouping |
|----------------------------|---|-------|----------|
| Porzana carolina (skin) | 1 | 2.280 | A |
| Porzana carolina (alcohol) | 1 | 2.000 | A |
| Porzana carolina | 4 | 1.353 | B |

Means that do not share a letter are significantly different.

Name = Porzana carolina subtracted from:

| Name | Difference of Means | SE of Difference | T-Value | Adjusted P-Value |
|----------------------------|---------------------|------------------|---------|------------------|
| Porzana carolina (alcohol) | 0.6475 | 0.1046 | 6.188 | 0.0173 |
| Porzana carolina (skin) | 0.9275 | 0.1046 | 8.864 | 0.0062 |

Name = Porzana carolina (alcohol) subtracted from:

| Name | Difference of Means | SE of Difference | T-Value | Adjusted P-Value |
|-------------------------|---------------------|------------------|---------|------------------|
| Porzana carolina (skin) | 0.2800 | 0.1324 | 2.116 | 0.2337 |

Grouping Information Using Bonferroni Method and 95.0% Confidence for W@Pjoint III

| Name | N | Mean | Grouping |
|----------------------------|---|-------|----------|
| Porzana carolina (alcohol) | 1 | 2.620 | A |
| Porzana carolina (skin) | 1 | 2.380 | A B |
| Porzana carolina | 4 | 1.645 | B |

Means that do not share a letter are significantly different.

Name = Porzana carolina subtracted from:

| Name | Difference of Means | SE of Difference | T-Value | Adjusted P-Value |
|----------------------------|---------------------|------------------|---------|------------------|
| Porzana carolina (alcohol) | 0.9750 | 0.1854 | 5.259 | 0.0402 |
| Porzana carolina (skin) | 0.7350 | 0.1854 | 3.964 | 0.0860 |

Name = Porzana carolina (alcohol) subtracted from:

| Name | Difference of Means | SE of Difference | T-Value | Adjusted P-Value |
|-------------------------|---------------------|------------------|---------|------------------|
| Porzana carolina (skin) | -0.2400 | 0.2345 | -1.023 | 1.000 |

Grouping Information Using Tukey Method and 95.0% Confidence for W@Pjoint III

| Name | N | Mean | Grouping |
|----------------------------|---|-------|----------|
| Porzana carolina (alcohol) | 1 | 2.620 | A |
| Porzana carolina (skin) | 1 | 2.380 | A B |
| Porzana carolina | 4 | 1.645 | B |

Means that do not share a letter are significantly different.

Name = Porzana carolina subtracted from:

| Name | Difference of Means | SE of Difference | T-Value | Adjusted P-Value |
|----------------------------|---------------------|------------------|---------|------------------|
| Porzana carolina (alcohol) | 0.9750 | 0.1854 | 5.259 | 0.0271 |
| Porzana carolina (skin) | 0.7350 | 0.1854 | 3.964 | 0.0573 |

Name = Porzana carolina (alcohol) subtracted from:

| Name | Difference of Means | SE of Difference | T-Value | Adjusted P-Value |
|-------------------------|---------------------|------------------|---------|------------------|
| Porzana carolina (skin) | -0.2400 | 0.2345 | -1.023 | 0.6142 |

Grouping Information Using Bonferroni Method and 95.0% Confidence for W@Pjoint
IV

| Name | N | Mean | Grouping |
|----------------------------|---|-------|----------|
| Porzana carolina (skin) | 1 | 2.160 | A |
| Porzana carolina (alcohol) | 1 | 2.060 | A B |
| Porzana carolina | 4 | 1.515 | B |

Means that do not share a letter are significantly different.

Name = Porzana carolina subtracted from:

| Name | Difference of Means | SE of Difference | T-Value | Adjusted P-Value |
|----------------------------|------------------------|---------------------|---------|---------------------|
| Porzana carolina (alcohol) | 0.5450 | 0.1171 | 4.655 | 0.0561 |
| Porzana carolina (skin) | 0.6450 | 0.1171 | 5.509 | 0.0353 |

Name = Porzana carolina (alcohol) subtracted from:

| Name | Difference of Means | SE of Difference | T-Value | Adjusted P-Value |
|-------------------------|------------------------|---------------------|---------|---------------------|
| Porzana carolina (skin) | 0.1000 | 0.1481 | 0.6752 | 1.000 |

Grouping Information Using Tukey Method and 95.0% Confidence for W@Pjoint IV

| Name | N | Mean | Grouping |
|----------------------------|---|-------|----------|
| Porzana carolina (skin) | 1 | 2.160 | A |
| Porzana carolina (alcohol) | 1 | 2.060 | A |
| Porzana carolina | 4 | 1.515 | B |

Means that do not share a letter are significantly different.

Name = Porzana carolina subtracted from:

| Name | Difference of Means | SE of Difference | T-Value | Adjusted P-Value |
|----------------------------|------------------------|---------------------|---------|---------------------|
| Porzana carolina (alcohol) | 0.5450 | 0.1171 | 4.655 | 0.0377 |
| Porzana carolina (skin) | 0.6450 | 0.1171 | 5.509 | 0.0239 |

Name = Porzana carolina (alcohol) subtracted from:

| Name | Difference of Means | SE of Difference | T-Value | Adjusted P-Value |
|-------------------------|------------------------|---------------------|---------|---------------------|
| Porzana carolina (skin) | 0.1000 | 0.1481 | 0.6752 | 0.7929 |

Grouping Information Using Bonferroni Method and 95.0% Confidence for W@2joint
III

| Name | N | Mean | Grouping |
|----------------------------|---|-------|----------|
| Porzana carolina (alcohol) | 1 | 1.940 | A |
| Porzana carolina (skin) | 1 | 1.880 | A |
| Porzana carolina | 4 | 1.313 | B |

Means that do not share a letter are significantly different.

Name = Porzana carolina subtracted from:

| Name | Difference of Means | SE of Difference | T-Value | Adjusted P-Value |
|----------------------------|------------------------|---------------------|---------|---------------------|
| Porzana carolina (alcohol) | 0.6275 | 0.08582 | 7.312 | 0.0158 |
| Porzana carolina (skin) | 0.5675 | 0.08582 | 6.613 | 0.0211 |

Name = Porzana carolina (alcohol) subtracted from:

| Name | Difference of Means | SE of Difference | T-Value | Adjusted P-Value |
|-------------------------|------------------------|---------------------|---------|---------------------|
| Porzana carolina (skin) | -0.06000 | 0.1086 | -0.5527 | 1.000 |

Grouping Information Using Tukey Method and 95.0% Confidence for W@2joint III

| Name | N | Mean | Grouping |
|----------------------------|---|-------|----------|
| Porzana carolina (alcohol) | 1 | 1.940 | A |
| Porzana carolina (skin) | 1 | 1.880 | A |
| Porzana carolina | 4 | 1.313 | B |

Means that do not share a letter are significantly different.

Name = Porzana carolina subtracted from:

| Name | Difference of Means | SE of Difference | T-Value | Adjusted P-Value |
|----------------------------|------------------------|---------------------|---------|---------------------|
| Porzana carolina (alcohol) | 0.6275 | 0.08582 | 7.312 | 0.0108 |
| Porzana carolina (skin) | 0.5675 | 0.08582 | 6.613 | 0.0144 |

Name = Porzana carolina (alcohol) subtracted from:

| Name | Difference of Means | SE of Difference | T-Value | Adjusted P-Value |
|-------------------------|------------------------|---------------------|---------|---------------------|
| Porzana carolina (skin) | -0.06000 | 0.1086 | -0.5527 | 0.8526 |

Grouping Information Using Bonferroni Method and 95.0% Confidence for W@2joint IV

| Name | N | Mean | Grouping |
|----------------------------|---|-------|----------|
| Porzana carolina (skin) | 1 | 1.930 | A |
| Porzana carolina (alcohol) | 1 | 1.810 | A |
| Porzana carolina | 4 | 1.270 | B |

Means that do not share a letter are significantly different.

Name = Porzana carolina subtracted from:

| Name | Difference of Means | SE of Difference | T-Value | Adjusted P-Value |
|----------------------------|------------------------|---------------------|---------|---------------------|
| Porzana carolina (alcohol) | 0.5400 | 0.09618 | 5.615 | 0.0335 |
| Porzana carolina (skin) | 0.6600 | 0.09618 | 6.862 | 0.0190 |

Name = Porzana carolina (alcohol) subtracted from:

| Name | Difference of Means | SE of Difference | T-Value | Adjusted P-Value |
|-------------------------|------------------------|---------------------|---------|---------------------|
| Porzana carolina (skin) | 0.1200 | 0.1217 | 0.9864 | 1.000 |

Grouping Information Using Tukey Method and 95.0% Confidence for W@2joint IV

| Name | N | Mean | Grouping |
|----------------------------|---|-------|----------|
| Porzana carolina (skin) | 1 | 1.930 | A |
| Porzana carolina (alcohol) | 1 | 1.810 | A |
| Porzana carolina | 4 | 1.270 | B |

Means that do not share a letter are significantly different.

Name = Porzana carolina subtracted from:

| Name | Difference of Means | SE of Difference | T-Value | Adjusted P-Value |
|----------------------------|---------------------|------------------|---------|------------------|
| Porzana carolina (alcohol) | 0.5400 | 0.09618 | 5.615 | 0.0227 |
| Porzana carolina (skin) | 0.6600 | 0.09618 | 6.862 | 0.0129 |

Name = Porzana carolina (alcohol) subtracted from:

| Name | Difference of Means | SE of Difference | T-Value | Adjusted P-Value |
|-------------------------|---------------------|------------------|---------|------------------|
| Porzana carolina (skin) | 0.1200 | 0.1217 | 0.9864 | 0.6328 |

Grouping Information Using Bonferroni Method and 95.0% Confidence for W@3joint IV

| Name | N | Mean | Grouping |
|----------------------------|---|-------|----------|
| Porzana carolina (skin) | 1 | 1.650 | A |
| Porzana carolina (alcohol) | 1 | 1.560 | A |
| Porzana carolina | 4 | 1.158 | B |

Means that do not share a letter are significantly different.

Name = Porzana carolina subtracted from:

| Name | Difference of Means | SE of Difference | T-Value | Adjusted P-Value |
|----------------------------|---------------------|------------------|---------|------------------|
| Porzana carolina (alcohol) | 0.4025 | 0.05113 | 7.872 | 0.0128 |
| Porzana carolina (skin) | 0.4925 | 0.05113 | 9.632 | 0.0071 |

Name = Porzana carolina (alcohol) subtracted from:

| Name | Difference of Means | SE of Difference | T-Value | Adjusted P-Value |
|-------------------------|---------------------|------------------|---------|------------------|
| Porzana carolina (skin) | 0.09000 | 0.06468 | 1.391 | 0.7749 |

Grouping Information Using Tukey Method and 95.0% Confidence for W@3joint IV

| Name | N | Mean | Grouping |
|----------------------------|---|-------|----------|
| Porzana carolina (skin) | 1 | 1.650 | A |
| Porzana carolina (alcohol) | 1 | 1.560 | A |
| Porzana carolina | 4 | 1.158 | B |

Means that do not share a letter are significantly different.

Name = Porzana carolina subtracted from:

| Name | Difference of Means | SE of Difference | T-Value | Adjusted P-Value |
|----------------------------|---------------------|------------------|---------|------------------|
| Porzana carolina (alcohol) | 0.4025 | 0.05113 | 7.872 | 0.0087 |
| Porzana carolina (skin) | 0.4925 | 0.05113 | 9.632 | 0.0049 |

Name = Porzana carolina (alcohol) subtracted from:

| Name | Difference of Means | SE of Difference | T-Value | Adjusted P-Value |
|-------------------------|------------------------|---------------------|---------|---------------------|
| Porzana carolina (skin) | 0.09000 | 0.06468 | 1.391 | 0.4476 |

Grouping Information Using Bonferroni Method and 95.0% Confidence for LoPhI,II

| Name | N | Mean | Grouping |
|----------------------------|---|--------|----------|
| Porzana carolina | 4 | 14.908 | A |
| Porzana carolina (skin) | 1 | 12.240 | A B |
| Porzana carolina (alcohol) | 1 | 10.050 | B |

Means that do not share a letter are significantly different.

Name = Porzana carolina subtracted from:

| Name | Difference of Means | SE of Difference | T-Value | Adjusted P-Value |
|----------------------------|------------------------|---------------------|---------|---------------------|
| Porzana carolina (alcohol) | -4.857 | 0.5913 | -8.215 | 0.0113 |
| Porzana carolina (skin) | -2.667 | 0.5913 | -4.511 | 0.0611 |

Name = Porzana carolina (alcohol) subtracted from:

| Name | Difference of Means | SE of Difference | T-Value | Adjusted P-Value |
|-------------------------|------------------------|---------------------|---------|---------------------|
| Porzana carolina (skin) | 2.190 | 0.7479 | 2.928 | 0.1833 |

Grouping Information Using Tukey Method and 95.0% Confidence for LoPhI,II

| Name | N | Mean | Grouping |
|----------------------------|---|--------|----------|
| Porzana carolina | 4 | 14.908 | A |
| Porzana carolina (skin) | 1 | 12.240 | B |
| Porzana carolina (alcohol) | 1 | 10.050 | B |

Means that do not share a letter are significantly different.

Name = Porzana carolina subtracted from:

| Name | Difference of Means | SE of Difference | T-Value | Adjusted P-Value |
|----------------------------|------------------------|---------------------|---------|---------------------|
| Porzana carolina (alcohol) | -4.857 | 0.5913 | -8.215 | 0.0077 |
| Porzana carolina (skin) | -2.667 | 0.5913 | -4.511 | 0.0409 |

Name = Porzana carolina (alcohol) subtracted from:

| Name | Difference of Means | SE of Difference | T-Value | Adjusted P-Value |
|-------------------------|------------------------|---------------------|---------|---------------------|
| Porzana carolina (skin) | 2.190 | 0.7479 | 2.928 | 0.1192 |

Grouping Information Using Bonferroni Method and 95.0% Confidence for LoPhII,II

| Name | N | Mean | Grouping |
|----------------------------|---|--------|----------|
| Porzana carolina | 4 | 11.565 | A |
| Porzana carolina (alcohol) | 1 | 9.690 | A |
| Porzana carolina (skin) | 1 | 9.340 | A |

Means that do not share a letter are significantly different.

Name = Porzana carolina subtracted from:

| Name | Difference of Means | SE of Difference | T-Value | Adjusted P-Value |
|----------------------------|------------------------|---------------------|---------|---------------------|
| Porzana carolina (alcohol) | -1.875 | 0.6484 | -2.892 | 0.1888 |
| Porzana carolina (skin) | -2.225 | 0.6484 | -3.431 | 0.1245 |

Name = Porzana carolina (alcohol) subtracted from:

| Name | Difference of Means | SE of Difference | T-Value | Adjusted P-Value |
|-------------------------|------------------------|---------------------|---------|---------------------|
| Porzana carolina (skin) | -0.3500 | 0.8202 | -0.4267 | 1.000 |

Grouping Information Using Tukey Method and 95.0% Confidence for LoPhII,II

| Name | N | Mean | Grouping |
|----------------------------|---|--------|----------|
| Porzana carolina | 4 | 11.565 | A |
| Porzana carolina (alcohol) | 1 | 9.690 | A |
| Porzana carolina (skin) | 1 | 9.340 | A |

Means that do not share a letter are significantly different.

Name = Porzana carolina subtracted from:

| Name | Difference of Means | SE of Difference | T-Value | Adjusted P-Value |
|----------------------------|------------------------|---------------------|---------|---------------------|
| Porzana carolina (alcohol) | -1.875 | 0.6484 | -2.892 | 0.1226 |
| Porzana carolina (skin) | -2.225 | 0.6484 | -3.431 | 0.0821 |

Name = Porzana carolina (alcohol) subtracted from:

| Name | Difference of Means | SE of Difference | T-Value | Adjusted P-Value |
|-------------------------|------------------------|---------------------|---------|---------------------|
| Porzana carolina (skin) | -0.3500 | 0.8202 | -0.4267 | 0.9075 |

Grouping Information Using Bonferroni Method and 95.0% Confidence for LoPhI,III

| Name | N | Mean | Grouping |
|----------------------------|---|--------|----------|
| Porzana carolina | 4 | 14.035 | A |
| Porzana carolina (skin) | 1 | 10.380 | B |
| Porzana carolina (alcohol) | 1 | 7.490 | C |

Means that do not share a letter are significantly different.

Name = Porzana carolina subtracted from:

| Name | Difference of Means | SE of Difference | T-Value | Adjusted P-Value |
|----------------------------|------------------------|---------------------|---------|---------------------|
| Porzana carolina (alcohol) | -6.545 | 0.3990 | -16.40 | 0.0015 |
| Porzana carolina (skin) | -3.655 | 0.3990 | -9.16 | 0.0083 |

Name = Porzana carolina (alcohol) subtracted from:

| Name | Difference of Means | SE of Difference | T-Value | Adjusted P-Value |
|------|------------------------|---------------------|---------|---------------------|
|------|------------------------|---------------------|---------|---------------------|

| | | | | |
|-------------------------|-------|--------|-------|--------|
| Porzana carolina (skin) | 2.890 | 0.5047 | 5.726 | 0.0317 |
|-------------------------|-------|--------|-------|--------|

Grouping Information Using Tukey Method and 95.0% Confidence for LoPhI,III

| Name | N | Mean | Grouping |
|----------------------------|---|--------|----------|
| Porzana carolina | 4 | 14.035 | A |
| Porzana carolina (skin) | 1 | 10.380 | B |
| Porzana carolina (alcohol) | 1 | 7.490 | C |

Means that do not share a letter are significantly different.

Name = Porzana carolina subtracted from:

| Name | Difference of Means | SE of Difference | T-Value | Adjusted P-Value |
|----------------------------|---------------------|------------------|---------|------------------|
| Porzana carolina (alcohol) | -6.545 | 0.3990 | -16.40 | 0.0010 |
| Porzana carolina (skin) | -3.655 | 0.3990 | -9.16 | 0.0056 |

Name = Porzana carolina (alcohol) subtracted from:

| Name | Difference of Means | SE of Difference | T-Value | Adjusted P-Value |
|-------------------------|---------------------|------------------|---------|------------------|
| Porzana carolina (skin) | 2.890 | 0.5047 | 5.726 | 0.0215 |

Grouping Information Using Bonferroni Method and 95.0% Confidence for LoPhII,III

| Name | N | Mean | Grouping |
|----------------------------|---|--------|----------|
| Porzana carolina | 4 | 10.345 | A |
| Porzana carolina (skin) | 1 | 8.630 | A |
| Porzana carolina (alcohol) | 1 | 7.720 | A |

Means that do not share a letter are significantly different.

Name = Porzana carolina subtracted from:

| Name | Difference of Means | SE of Difference | T-Value | Adjusted P-Value |
|----------------------------|---------------------|------------------|---------|------------------|
| Porzana carolina (alcohol) | -2.625 | 0.6057 | -4.334 | 0.0680 |
| Porzana carolina (skin) | -1.715 | 0.6057 | -2.831 | 0.1983 |

Name = Porzana carolina (alcohol) subtracted from:

| Name | Difference of Means | SE of Difference | T-Value | Adjusted P-Value |
|-------------------------|---------------------|------------------|---------|------------------|
| Porzana carolina (skin) | 0.9100 | 0.7662 | 1.188 | 0.9612 |

Grouping Information Using Tukey Method and 95.0% Confidence for LoPhIII,III

| Name | N | Mean | Grouping |
|----------------------------|---|--------|----------|
| Porzana carolina | 4 | 10.345 | A |
| Porzana carolina (skin) | 1 | 8.630 | A B |
| Porzana carolina (alcohol) | 1 | 7.720 | B |

Means that do not share a letter are significantly different.

Name = Porzana carolina subtracted from:

| Name | Difference of Means | SE of Difference | T-Value | Adjusted P-Value |
|----------------------------|---------------------|------------------|---------|------------------|
| Porzana carolina (alcohol) | -2.625 | 0.6057 | -4.334 | 0.0455 |
| Porzana carolina (skin) | -1.715 | 0.6057 | -2.831 | 0.1285 |

Name = Porzana carolina (alcohol) subtracted from:

| Name | Difference of Means | SE of Difference | T-Value | Adjusted P-Value |
|-------------------------|---------------------|------------------|---------|------------------|
| Porzana carolina (skin) | 0.9100 | 0.7662 | 1.188 | 0.5353 |

Grouping Information Using Bonferroni Method and 95.0% Confidence for LoPhIII,III

| Name | N | Mean | Grouping |
|----------------------------|---|-------|----------|
| Porzana carolina | 4 | 9.408 | A |
| Porzana carolina (alcohol) | 1 | 8.510 | A |
| Porzana carolina (skin) | 1 | 7.950 | A |

Means that do not share a letter are significantly different.

Name = Porzana carolina subtracted from:

| Name | Difference of Means | SE of Difference | T-Value | Adjusted P-Value |
|----------------------------|---------------------|------------------|---------|------------------|
| Porzana carolina (alcohol) | -0.897 | 0.6223 | -1.442 | 0.7348 |
| Porzana carolina (skin) | -1.457 | 0.6223 | -2.342 | 0.3031 |

Name = Porzana carolina (alcohol) subtracted from:

| Name | Difference of Means | SE of Difference | T-Value | Adjusted P-Value |
|-------------------------|---------------------|------------------|---------|------------------|
| Porzana carolina (skin) | -0.5600 | 0.7872 | -0.7114 | 1.000 |

Grouping Information Using Tukey Method and 95.0% Confidence for LoPhIII,III

| Name | N | Mean | Grouping |
|----------------------------|---|-------|----------|
| Porzana carolina | 4 | 9.408 | A |
| Porzana carolina (alcohol) | 1 | 8.510 | A |
| Porzana carolina (skin) | 1 | 7.950 | A |

Means that do not share a letter are significantly different.

Name = Porzana carolina subtracted from:

| Name | Difference of Means | SE of Difference | T-Value | Adjusted P-Value |
|----------------------------|---------------------|------------------|---------|------------------|
| Porzana carolina (alcohol) | -0.897 | 0.6223 | -1.442 | 0.4278 |
| Porzana carolina (skin) | -1.457 | 0.6223 | -2.342 | 0.1921 |

Name = Porzana carolina (alcohol) subtracted from:

| Name | Difference of Means | SE of Difference | T-Value | Adjusted P-Value |
|-------------------------|---------------------|------------------|---------|------------------|
| Porzana carolina (skin) | -0.5600 | 0.7872 | -0.7114 | 0.7745 |

Grouping Information Using Bonferroni Method and 95.0% Confidence for LoPhI,IV

| Name | N | Mean | Grouping |
|----------------------------|---|--------|----------|
| Porzana carolina | 4 | 10.657 | A |
| Porzana carolina (alcohol) | 1 | 6.600 | B |
| Porzana carolina (skin) | 1 | 6.580 | B |

Means that do not share a letter are significantly different.

Name = Porzana carolina subtracted from:

| Name | Difference of Means | SE of Difference | T-Value | Adjusted P-Value |
|----------------------------|---------------------|------------------|---------|------------------|
| Porzana carolina (alcohol) | -4.058 | 0.3537 | -11.47 | 0.0043 |
| Porzana carolina (skin) | -4.077 | 0.3537 | -11.53 | 0.0042 |

Name = Porzana carolina (alcohol) subtracted from:

| Name | Difference of Means | SE of Difference | T-Value | Adjusted P-Value |
|-------------------------|---------------------|------------------|----------|------------------|
| Porzana carolina (skin) | -0.02000 | 0.4474 | -0.04470 | 1.000 |

Grouping Information Using Tukey Method and 95.0% Confidence for LoPhI,IV

| Name | N | Mean | Grouping |
|----------------------------|---|--------|----------|
| Porzana carolina | 4 | 10.657 | A |
| Porzana carolina (alcohol) | 1 | 6.600 | B |
| Porzana carolina (skin) | 1 | 6.580 | B |

Means that do not share a letter are significantly different.

Name = Porzana carolina subtracted from:

| Name | Difference of Means | SE of Difference | T-Value | Adjusted P-Value |
|----------------------------|---------------------|------------------|---------|------------------|
| Porzana carolina (alcohol) | -4.058 | 0.3537 | -11.47 | 0.0029 |
| Porzana carolina (skin) | -4.077 | 0.3537 | -11.53 | 0.0029 |

Name = Porzana carolina (alcohol) subtracted from:

| Name | Difference of Means | SE of Difference | T-Value | Adjusted P-Value |
|-------------------------|---------------------|------------------|----------|------------------|
| Porzana carolina (skin) | -0.02000 | 0.4474 | -0.04470 | 0.9989 |

Grouping Information Using Bonferroni Method and 95.0% Confidence for LoPhII,IV

| Name | N | Mean | Grouping |
|----------------------------|---|-------|----------|
| Porzana carolina | 4 | 6.898 | A |
| Porzana carolina (skin) | 1 | 4.850 | B |
| Porzana carolina (alcohol) | 1 | 3.610 | B |

Means that do not share a letter are significantly different.

Name = Porzana carolina subtracted from:

| Name | Difference of Means | SE of Difference | T-Value | Adjusted P-Value |
|----------------------------|---------------------|------------------|---------|------------------|
| Porzana carolina (alcohol) | -3.287 | 0.3190 | -10.30 | 0.0058 |
| Porzana carolina (skin) | -2.047 | 0.3190 | -6.42 | 0.0230 |

Name = Porzana carolina (alcohol) subtracted from:

| Name | Difference of Means | SE of Difference | T-Value | Adjusted P-Value |
|-------------------------|------------------------|---------------------|---------|---------------------|
| Porzana carolina (skin) | 1.240 | 0.4035 | 3.073 | 0.1633 |

Grouping Information Using Tukey Method and 95.0% Confidence for LoPhII,IV

| Name | N | Mean | Grouping |
|----------------------------|---|-------|----------|
| Porzana carolina | 4 | 6.898 | A |
| Porzana carolina (skin) | 1 | 4.850 | B |
| Porzana carolina (alcohol) | 1 | 3.610 | B |

Means that do not share a letter are significantly different.

Name = Porzana carolina subtracted from:

| Name | Difference of Means | SE of Difference | T-Value | Adjusted P-Value |
|----------------------------|------------------------|---------------------|---------|---------------------|
| Porzana carolina (alcohol) | -3.287 | 0.3190 | -10.30 | 0.0040 |
| Porzana carolina (skin) | -2.047 | 0.3190 | -6.42 | 0.0156 |

Name = Porzana carolina (alcohol) subtracted from:

| Name | Difference of Means | SE of Difference | T-Value | Adjusted P-Value |
|-------------------------|------------------------|---------------------|---------|---------------------|
| Porzana carolina (skin) | 1.240 | 0.4035 | 3.073 | 0.1067 |

Grouping Information Using Bonferroni Method and 95.0% Confidence for LoPhIII,IV

| Name | N | Mean | Grouping |
|----------------------------|---|-------|----------|
| Porzana carolina | 4 | 5.555 | A |
| Porzana carolina (skin) | 1 | 3.660 | A |
| Porzana carolina (alcohol) | 1 | 3.190 | A |

Means that do not share a letter are significantly different.

Name = Porzana carolina subtracted from:

| Name | Difference of Means | SE of Difference | T-Value | Adjusted P-Value |
|----------------------------|------------------------|---------------------|---------|---------------------|
| Porzana carolina (alcohol) | -2.365 | 0.5713 | -4.140 | 0.0768 |
| Porzana carolina (skin) | -1.895 | 0.5713 | -3.317 | 0.1355 |

Name = Porzana carolina (alcohol) subtracted from:

| Name | Difference of Means | SE of Difference | T-Value | Adjusted P-Value |
|-------------------------|------------------------|---------------------|---------|---------------------|
| Porzana carolina (skin) | 0.4700 | 0.7226 | 0.6504 | 1.000 |

Grouping Information Using Tukey Method and 95.0% Confidence for LoPhIII,IV

| Name | N | Mean | Grouping |
|----------------------------|---|-------|----------|
| Porzana carolina | 4 | 5.555 | A |
| Porzana carolina (skin) | 1 | 3.660 | A |
| Porzana carolina (alcohol) | 1 | 3.190 | A |

Means that do not share a letter are significantly different.

Name = Porzana carolina subtracted from:

| Name | Difference of Means | SE of Difference | T-Value | Adjusted P-Value |
|----------------------------|------------------------|---------------------|---------|---------------------|
| Porzana carolina (alcohol) | -2.365 | 0.5713 | -4.140 | 0.0512 |
| Porzana carolina (skin) | -1.895 | 0.5713 | -3.317 | 0.0891 |

Name = Porzana carolina (alcohol) subtracted from:

| Name | Difference of Means | SE of Difference | T-Value | Adjusted P-Value |
|-------------------------|------------------------|---------------------|---------|---------------------|
| Porzana carolina (skin) | 0.4700 | 0.7226 | 0.6504 | 0.8053 |

Grouping Information Using Bonferroni Method and 95.0% Confidence for LoPhIV,IV

| Name | N | Mean | Grouping |
|----------------------------|---|-------|----------|
| Porzana carolina | 4 | 6.477 | A |
| Porzana carolina (skin) | 1 | 4.870 | A |
| Porzana carolina (alcohol) | 1 | 4.790 | A |

Means that do not share a letter are significantly different.

Name = Porzana carolina subtracted from:

| Name | Difference of Means | SE of Difference | T-Value | Adjusted P-Value |
|----------------------------|------------------------|---------------------|---------|---------------------|
| Porzana carolina (alcohol) | -1.687 | 0.4521 | -3.733 | 0.1005 |
| Porzana carolina (skin) | -1.607 | 0.4521 | -3.556 | 0.1138 |

Name = Porzana carolina (alcohol) subtracted from:

| Name | Difference of Means | SE of Difference | T-Value | Adjusted P-Value |
|-------------------------|------------------------|---------------------|---------|---------------------|
| Porzana carolina (skin) | 0.08000 | 0.5718 | 0.1399 | 1.000 |

Grouping Information Using Tukey Method and 95.0% Confidence for LoPhIV,IV

| Name | N | Mean | Grouping |
|----------------------------|---|-------|----------|
| Porzana carolina | 4 | 6.477 | A |
| Porzana carolina (skin) | 1 | 4.870 | A |
| Porzana carolina (alcohol) | 1 | 4.790 | A |

Means that do not share a letter are significantly different.

Name = Porzana carolina subtracted from:

| Name | Difference of Means | SE of Difference | T-Value | Adjusted P-Value |
|----------------------------|------------------------|---------------------|---------|---------------------|
| Porzana carolina (alcohol) | -1.687 | 0.4521 | -3.733 | 0.0667 |
| Porzana carolina (skin) | -1.607 | 0.4521 | -3.556 | 0.0752 |

Name = Porzana carolina (alcohol) subtracted from:

| Name | Difference of Means | SE of Difference | T-Value | Adjusted P-Value |
|------|------------------------|---------------------|---------|---------------------|
|------|------------------------|---------------------|---------|---------------------|

Porzana carolina (skin) 0.08000 0.5718 0.1399 0.9893

Grouping Information Using Bonferroni Method and 95.0% Confidence for Foot Length

| Name | N | Mean | Grouping |
|----------------------------|---|--------|----------|
| Porzana carolina (skin) | 1 | 41.360 | A |
| Porzana carolina (alcohol) | 1 | 38.880 | A |
| Porzana carolina | 4 | 38.712 | A |

Means that do not share a letter are significantly different.

Name = Porzana carolina subtracted from:

| Name | Difference of Means | SE of Difference | T-Value | Adjusted P-Value |
|----------------------------|---------------------|------------------|---------|------------------|
| Porzana carolina (alcohol) | 0.1675 | 1.526 | 0.1098 | 1.0000 |
| Porzana carolina (skin) | 2.6475 | 1.526 | 1.7354 | 0.5432 |

Name = Porzana carolina (alcohol) subtracted from:

| Name | Difference of Means | SE of Difference | T-Value | Adjusted P-Value |
|-------------------------|---------------------|------------------|---------|------------------|
| Porzana carolina (skin) | 2.480 | 1.930 | 1.285 | 0.8669 |

Grouping Information Using Tukey Method and 95.0% Confidence for Foot Length

| Name | N | Mean | Grouping |
|----------------------------|---|--------|----------|
| Porzana carolina (skin) | 1 | 41.360 | A |
| Porzana carolina (alcohol) | 1 | 38.880 | A |
| Porzana carolina | 4 | 38.712 | A |

Means that do not share a letter are significantly different.

Name = Porzana carolina subtracted from:

| Name | Difference of Means | SE of Difference | T-Value | Adjusted P-Value |
|----------------------------|---------------------|------------------|---------|------------------|
| Porzana carolina (alcohol) | 0.1675 | 1.526 | 0.1098 | 0.9934 |
| Porzana carolina (skin) | 2.6475 | 1.526 | 1.7354 | 0.3282 |

Name = Porzana carolina (alcohol) subtracted from:

| Name | Difference of Means | SE of Difference | T-Value | Adjusted P-Value |
|-------------------------|---------------------|------------------|---------|------------------|
| Porzana carolina (skin) | 2.480 | 1.930 | 1.285 | 0.4918 |

Grouping Information Using Bonferroni Method and 95.0% Confidence for Wotmt@prox

| Name | N | Mean | Grouping |
|----------------------------|---|-------|----------|
| Porzana carolina (alcohol) | 1 | 5.200 | A |
| Porzana carolina (skin) | 1 | 4.800 | A |
| Porzana carolina | 4 | 4.373 | A |

Means that do not share a letter are significantly different.

Name = Porzana carolina subtracted from:

| Name | Difference of Means | SE of Difference | T-Value | Adjusted P-Value |
|----------------------------|------------------------|---------------------|---------|---------------------|
| Porzana carolina (alcohol) | 0.8275 | 0.1916 | 4.320 | 0.0686 |
| Porzana carolina (skin) | 0.4275 | 0.1916 | 2.232 | 0.3355 |

Name = Porzana carolina (alcohol) subtracted from:

| Name | Difference of Means | SE of Difference | T-Value | Adjusted P-Value |
|-------------------------|------------------------|---------------------|---------|---------------------|
| Porzana carolina (skin) | -0.4000 | 0.2423 | -1.651 | 0.5921 |

Grouping Information Using Tukey Method and 95.0% Confidence for Wotmt@prox

| Name | N | Mean | Grouping |
|----------------------------|---|-------|----------|
| Porzana carolina (alcohol) | 1 | 5.200 | A |
| Porzana carolina (skin) | 1 | 4.800 | A B |
| Porzana carolina | 4 | 4.373 | B |

Means that do not share a letter are significantly different.

Name = Porzana carolina subtracted from:

| Name | Difference of Means | SE of Difference | T-Value | Adjusted P-Value |
|----------------------------|------------------------|---------------------|---------|---------------------|
| Porzana carolina (alcohol) | 0.8275 | 0.1916 | 4.320 | 0.0459 |
| Porzana carolina (skin) | 0.4275 | 0.1916 | 2.232 | 0.2112 |

Name = Porzana carolina (alcohol) subtracted from:

| Name | Difference of Means | SE of Difference | T-Value | Adjusted P-Value |
|-------------------------|------------------------|---------------------|---------|---------------------|
| Porzana carolina (skin) | -0.4000 | 0.2423 | -1.651 | 0.3544 |

Grouping Information Using Bonferroni Method and 95.0% Confidence for Wotmt@cond

| Name | N | Mean | Grouping |
|----------------------------|---|-------|----------|
| Porzana carolina (skin) | 1 | 5.530 | A |
| Porzana carolina (alcohol) | 1 | 5.510 | A |
| Porzana carolina | 4 | 4.585 | A |

Means that do not share a letter are significantly different.

Name = Porzana carolina subtracted from:

| Name | Difference of Means | SE of Difference | T-Value | Adjusted P-Value |
|----------------------------|------------------------|---------------------|---------|---------------------|
| Porzana carolina (alcohol) | 0.9250 | 0.3615 | 2.559 | 0.2500 |
| Porzana carolina (skin) | 0.9450 | 0.3615 | 2.614 | 0.2383 |

Name = Porzana carolina (alcohol) subtracted from:

| Name | Difference of Means | SE of Difference | T-Value | Adjusted P-Value |
|-------------------------|------------------------|---------------------|---------|---------------------|
| Porzana carolina (skin) | 0.02000 | 0.4573 | 0.04373 | 1.000 |

Grouping Information Using Tukey Method and 95.0% Confidence for Wotmt@cond

| Name | N | Mean | Grouping |
|----------------------------|---|-------|----------|
| Porzana carolina (skin) | 1 | 5.530 | A |
| Porzana carolina (alcohol) | 1 | 5.510 | A |
| Porzana carolina | 4 | 4.585 | A |

Means that do not share a letter are significantly different.

Name = Porzana carolina subtracted from:

| Name | Difference of Means | SE of Difference | T-Value | Adjusted P-Value |
|----------------------------|---------------------|------------------|---------|------------------|
| Porzana carolina (alcohol) | 0.9250 | 0.3615 | 2.559 | 0.1602 |
| Porzana carolina (skin) | 0.9450 | 0.3615 | 2.614 | 0.1531 |

Name = Porzana carolina (alcohol) subtracted from:

| Name | Difference of Means | SE of Difference | T-Value | Adjusted P-Value |
|-------------------------|---------------------|------------------|---------|------------------|
| Porzana carolina (skin) | 0.02000 | 0.4573 | 0.04373 | 0.9989 |

General Linear Model: LoDI, LoDII, ... versus Name

| Factor | Type | Levels | Values |
|--------|-------|--------|---|
| Name | fixed | 3 | Sitta canadensis, Sitta canadensis (alcohol), Sitta canadensis (skin) |

Analysis of Variance for LoDI, using Adjusted SS for Tests

| Source | DF | Seq SS | Adj SS | Adj MS | F | P |
|--------|----|---------|---------|--------|-------|-------|
| Name | 2 | 13.3485 | 13.3485 | 6.6742 | 32.50 | 0.001 |
| Error | 5 | 1.0269 | 1.0269 | 0.2054 | | |
| Total | 7 | 14.3754 | | | | |

S = 0.453198 R-Sq = 92.86% R-Sq(adj) = 90.00%

Unusual Observations for LoDI

| Obs | LoDI | Fit | SE Fit | Residual | St Resid |
|-----|---------|---------|--------|----------|----------|
| 5 | 10.4900 | 10.4900 | 0.4532 | -0.0000 | * X |
| 6 | 10.2500 | 10.9933 | 0.2617 | -0.7433 | -2.01 R |

R denotes an observation with a large standardized residual.
X denotes an observation whose X value gives it large leverage.

Analysis of Variance for LoDII, using Adjusted SS for Tests

| Source | DF | Seq SS | Adj SS | Adj MS | F | P |
|--------|----|--------|--------|--------|------|-------|
| Name | 2 | 3.8526 | 3.8526 | 1.9263 | 5.36 | 0.057 |
| Error | 5 | 1.7977 | 1.7977 | 0.3595 | | |
| Total | 7 | 5.6503 | | | | |

S = 0.599612 R-Sq = 68.18% R-Sq(adj) = 55.46%

Unusual Observations for LoDII

| Obs | LoDII | Fit | SE Fit | Residual | St Resid |
|-----|---------|---------|---------|----------|----------|
| 5 | 6.17000 | 6.17000 | 0.59961 | 0.00000 | * X |
| 7 | 7.05000 | 8.09000 | 0.34619 | -1.04000 | -2.12 R |

R denotes an observation with a large standardized residual.
 X denotes an observation whose X value gives it large leverage.

Analysis of Variance for LoDIII, using Adjusted SS for Tests

| Source | DF | Seq SS | Adj SS | Adj MS | F | P |
|--------|----|---------|---------|--------|-------|-------|
| Name | 2 | 10.0248 | 10.0248 | 5.0124 | 10.87 | 0.015 |
| Error | 5 | 2.3061 | 2.3061 | 0.4612 | | |
| Total | 7 | 12.3309 | | | | |

S = 0.679128 R-Sq = 81.30% R-Sq(adj) = 73.82%

Unusual Observations for LoDIII

| Obs | LoDIII | Fit | SE Fit | Residual | St Resid |
|-----|---------|---------|--------|----------|----------|
| 5 | 12.9800 | 12.9800 | 0.6791 | 0.0000 | * X |

X denotes an observation whose X value gives it large leverage.

Analysis of Variance for LoDIV, using Adjusted SS for Tests

| Source | DF | Seq SS | Adj SS | Adj MS | F | P |
|--------|----|--------|--------|--------|-------|-------|
| Name | 2 | 6.2355 | 6.2355 | 3.1178 | 11.61 | 0.013 |
| Error | 5 | 1.3427 | 1.3427 | 0.2685 | | |
| Total | 7 | 7.5782 | | | | |

S = 0.518202 R-Sq = 82.28% R-Sq(adj) = 75.20%

Unusual Observations for LoDIV

| Obs | LoDIV | Fit | SE Fit | Residual | St Resid |
|-----|--------|--------|--------|----------|----------|
| 5 | 8.6100 | 8.6100 | 0.5182 | 0.0000 | * X |

X denotes an observation whose X value gives it large leverage.

Analysis of Variance for W@Pjoint II, using Adjusted SS for Tests

| Source | DF | Seq SS | Adj SS | Adj MS | F | P |
|--------|----|---------|---------|---------|-------|-------|
| Name | 2 | 0.58621 | 0.58621 | 0.29310 | 89.68 | 0.000 |
| Error | 5 | 0.01634 | 0.01634 | 0.00327 | | |
| Total | 7 | 0.60255 | | | | |

S = 0.0571693 R-Sq = 97.29% R-Sq(adj) = 96.20%

Unusual Observations for W@Pjoint II

| Obs | W@Pjoint II | Fit | SE Fit | Residual | St Resid |
|-----|-------------|---------|---------|----------|----------|
| 5 | 1.17000 | 1.17000 | 0.05717 | -0.00000 | * X |

X denotes an observation whose X value gives it large leverage.

Analysis of Variance for W@Pjoint III, using Adjusted SS for Tests

| Source | DF | Seq SS | Adj SS | Adj MS | F | P |
|--------|----|---------|---------|---------|-------|-------|
| Name | 2 | 0.54871 | 0.54871 | 0.27436 | 23.87 | 0.003 |
| Error | 5 | 0.05748 | 0.05748 | 0.01150 | | |
| Total | 7 | 0.60619 | | | | |

S = 0.107215 R-Sq = 90.52% R-Sq(adj) = 86.73%

Unusual Observations for W@Pjoint III

| Obs | W@Pjoint III | Fit | SE Fit | Residual | St Resid |
|-----|--------------|---------|---------|----------|----------|
| 5 | 1.31000 | 1.31000 | 0.10721 | -0.00000 | * X |
| 6 | 1.55000 | 1.37000 | 0.06190 | 0.18000 | 2.06 R |

R denotes an observation with a large standardized residual.
X denotes an observation whose X value gives it large leverage.

Analysis of Variance for W@2joint III, using Adjusted SS for Tests

| Source | DF | Seq SS | Adj SS | Adj MS | F | P |
|--------|----|---------|---------|---------|--------|-------|
| Name | 2 | 1.02365 | 1.02365 | 0.51183 | 275.17 | 0.000 |
| Error | 5 | 0.00930 | 0.00930 | 0.00186 | | |
| Total | 7 | 1.03295 | | | | |

S = 0.0431277 R-Sq = 99.10% R-Sq(adj) = 98.74%

Unusual Observations for W@2joint III

| Obs | W@2joint III | Fit | SE Fit | Residual | St Resid |
|-----|--------------|---------|---------|----------|----------|
| 5 | 1.46000 | 1.46000 | 0.04313 | -0.00000 | * X |

X denotes an observation whose X value gives it large leverage.

Analysis of Variance for W@2joint IV, using Adjusted SS for Tests

| Source | DF | Seq SS | Adj SS | Adj MS | F | P |
|--------|----|---------|---------|---------|--------|-------|
| Name | 2 | 0.51568 | 0.51568 | 0.25784 | 187.75 | 0.000 |
| Error | 5 | 0.00687 | 0.00687 | 0.00137 | | |
| Total | 7 | 0.52255 | | | | |

S = 0.0370585 R-Sq = 98.69% R-Sq(adj) = 98.16%

Unusual Observations for W@2joint IV

| Obs | W@2joint IV | Fit | SE Fit | Residual | St Resid |
|-----|-------------|---------|---------|----------|----------|
| 5 | 1.12000 | 1.12000 | 0.03706 | -0.00000 | * X |

X denotes an observation whose X value gives it large leverage.

Analysis of Variance for W@3joint IV, using Adjusted SS for Tests

| Source | DF | Seq SS | Adj SS | Adj MS | F | P |
|--------|----|---------|---------|---------|--------|-------|
| Name | 2 | 0.56985 | 0.56985 | 0.28492 | 924.07 | 0.000 |
| Error | 5 | 0.00154 | 0.00154 | 0.00031 | | |
| Total | 7 | 0.57139 | | | | |

S = 0.0175594 R-Sq = 99.73% R-Sq(adj) = 99.62%

Unusual Observations for W@3joint IV

| Obs | W@3joint IV | Fit | SE Fit | Residual | St Resid |
|-----|-------------|---------|---------|----------|----------|
| 2 | 0.59000 | 0.62250 | 0.00878 | -0.03250 | -2.14 R |
| 5 | 1.05000 | 1.05000 | 0.01756 | -0.00000 | * X |

R denotes an observation with a large standardized residual.
X denotes an observation whose X value gives it large leverage.

Analysis of Variance for LoPhI,II, using Adjusted SS for Tests

| Source | DF | Seq SS | Adj SS | Adj MS | F | P |
|--------|----|--------|--------|--------|--------|-------|
| Name | 2 | 8.7395 | 8.7395 | 4.3698 | 452.67 | 0.000 |
| Error | 5 | 0.0483 | 0.0483 | 0.0097 | | |
| Total | 7 | 8.7878 | | | | |

S = 0.0982514 R-Sq = 99.45% R-Sq(adj) = 99.23%

Unusual Observations for LoPhI,II

| Obs | LoPhI,II | Fit | SE Fit | Residual | St Resid |
|-----|----------|---------|---------|----------|----------|
| 5 | 1.20000 | 1.20000 | 0.09825 | 0.00000 | * X |

X denotes an observation whose X value gives it large leverage.

Analysis of Variance for LoPhII,II, using Adjusted SS for Tests

| Source | DF | Seq SS | Adj SS | Adj MS | F | P |
|--------|----|--------|--------|--------|-------|-------|
| Name | 2 | 4.2229 | 4.2229 | 2.1115 | 15.90 | 0.007 |
| Error | 5 | 0.6639 | 0.6639 | 0.1328 | | |
| Total | 7 | 4.8868 | | | | |

S = 0.364383 R-Sq = 86.41% R-Sq(adj) = 80.98%

Unusual Observations for LoPhII,II

| Obs | LoPhII,II | Fit | SE Fit | Residual | St Resid |
|-----|-----------|---------|---------|----------|----------|
| 5 | 5.34000 | 5.34000 | 0.36438 | -0.00000 | * X |

8 5.71000 5.09000 0.21038 0.62000 2.08 R

R denotes an observation with a large standardized residual.
X denotes an observation whose X value gives it large leverage.

Analysis of Variance for LoPhI,III, using Adjusted SS for Tests

| Source | DF | Seq SS | Adj SS | Adj MS | F | P |
|--------|----|---------|---------|--------|-------|-------|
| Name | 2 | 13.9089 | 13.9089 | 6.9544 | 60.40 | 0.000 |
| Error | 5 | 0.5757 | 0.5757 | 0.1151 | | |
| Total | 7 | 14.4846 | | | | |

S = 0.339313 R-Sq = 96.03% R-Sq(adj) = 94.44%

Unusual Observations for LoPhI,III

| Obs | LoPhI,III | Fit | SE Fit | Residual | St Resid |
|-----|-----------|---------|---------|----------|----------|
| 5 | 2.41000 | 2.41000 | 0.33931 | 0.00000 | * X |

X denotes an observation whose X value gives it large leverage.

Analysis of Variance for LoPhII,III, using Adjusted SS for Tests

| Source | DF | Seq SS | Adj SS | Adj MS | F | P |
|--------|----|--------|--------|--------|-------|-------|
| Name | 2 | 3.5299 | 3.5299 | 1.7650 | 17.04 | 0.006 |
| Error | 5 | 0.5180 | 0.5180 | 0.1036 | | |
| Total | 7 | 4.0479 | | | | |

S = 0.321859 R-Sq = 87.20% R-Sq(adj) = 82.09%

Unusual Observations for LoPhII,III

| Obs | LoPhII,III | Fit | SE Fit | Residual | St Resid |
|-----|------------|---------|---------|----------|----------|
| 5 | 1.84000 | 1.84000 | 0.32186 | 0.00000 | * X |
| 7 | 3.43000 | 3.96333 | 0.18583 | -0.53333 | -2.03 R |

R denotes an observation with a large standardized residual.
X denotes an observation whose X value gives it large leverage.

Analysis of Variance for LoPhIII,III, using Adjusted SS for Tests

| Source | DF | Seq SS | Adj SS | Adj MS | F | P |
|--------|----|---------|---------|--------|--------|-------|
| Name | 2 | 12.5814 | 12.5814 | 6.2907 | 179.18 | 0.000 |
| Error | 5 | 0.1755 | 0.1755 | 0.0351 | | |
| Total | 7 | 12.7569 | | | | |

S = 0.187372 R-Sq = 98.62% R-Sq(adj) = 98.07%

Unusual Observations for LoPhIII,III

| Obs | LoPhIII,III | Fit | SE Fit | Residual | St Resid |
|-----|-------------|---------|---------|----------|----------|
| 5 | 6.23000 | 6.23000 | 0.18737 | -0.00000 | * X |

X denotes an observation whose X value gives it large leverage.

Analysis of Variance for LoPhI,IV, using Adjusted SS for Tests

| Source | DF | Seq SS | Adj SS | Adj MS | F | P |
|--------|----|--------|--------|--------|-------|-------|
| Name | 2 | 5.7331 | 5.7331 | 2.8666 | 37.51 | 0.001 |
| Error | 5 | 0.3821 | 0.3821 | 0.0764 | | |
| Total | 7 | 6.1152 | | | | |

S = 0.276433 R-Sq = 93.75% R-Sq(adj) = 91.25%

Unusual Observations for LoPhI,IV

| Obs | LoPhI,IV | Fit | SE Fit | Residual | St Resid |
|-----|----------|---------|---------|----------|----------|
| 5 | 0.87000 | 0.87000 | 0.27643 | 0.00000 | * X |

X denotes an observation whose X value gives it large leverage.

Analysis of Variance for LoPhII,IV, using Adjusted SS for Tests

| Source | DF | Seq SS | Adj SS | Adj MS | F | P |
|--------|----|---------|---------|---------|--------|-------|
| Name | 2 | 0.51288 | 0.51288 | 0.25644 | 243.46 | 0.000 |
| Error | 5 | 0.00527 | 0.00527 | 0.00105 | | |
| Total | 7 | 0.51815 | | | | |

S = 0.0324551 R-Sq = 98.98% R-Sq(adj) = 98.58%

Unusual Observations for LoPhII,IV

| Obs | LoPhII,IV | Fit | SE Fit | Residual | St Resid |
|-----|-----------|---------|---------|----------|----------|
| 5 | 1.61000 | 1.61000 | 0.03246 | 0.00000 | * X |
| 6 | 1.27000 | 1.32333 | 0.01874 | -0.05333 | -2.01 R |

R denotes an observation with a large standardized residual.
X denotes an observation whose X value gives it large leverage.

Analysis of Variance for LoPhIII,IV, using Adjusted SS for Tests

| Source | DF | Seq SS | Adj SS | Adj MS | F | P |
|--------|----|--------|--------|--------|------|-------|
| Name | 2 | 0.3282 | 0.3282 | 0.1641 | 1.49 | 0.312 |
| Error | 5 | 0.5524 | 0.5524 | 0.1105 | | |
| Total | 7 | 0.8806 | | | | |

S = 0.332375 R-Sq = 37.27% R-Sq(adj) = 12.18%

Unusual Observations for LoPhIII,IV

| Obs | LoPhIII,IV | Fit | SE Fit | Residual | St Resid |
|-----|------------|---------|---------|----------|----------|
| 5 | 1.61000 | 1.61000 | 0.33238 | 0.00000 | * X |

X denotes an observation whose X value gives it large leverage.

Analysis of Variance for LoPhIV,IV, using Adjusted SS for Tests

| Source | DF | Seq SS | Adj SS | Adj MS | F | P |
|--------|----|--------|--------|--------|-------|-------|
| Name | 2 | 6.2306 | 6.2306 | 3.1153 | 68.93 | 0.000 |
| Error | 5 | 0.2260 | 0.2260 | 0.0452 | | |
| Total | 7 | 6.4566 | | | | |

S = 0.212587 R-Sq = 96.50% R-Sq(adj) = 95.10%

Unusual Observations for LoPhIV,IV

| Obs | LoPhIV,IV | Fit | SE Fit | Residual | St Resid |
|-----|-----------|---------|---------|----------|----------|
| 5 | 4.86000 | 4.86000 | 0.21259 | -0.00000 | * X |
| 7 | 4.48000 | 4.84667 | 0.12274 | -0.36667 | -2.11 R |

R denotes an observation with a large standardized residual.
X denotes an observation whose X value gives it large leverage.

Analysis of Variance for Foot Length, using Adjusted SS for Tests

| Source | DF | Seq SS | Adj SS | Adj MS | F | P |
|--------|----|---------|---------|--------|-------|-------|
| Name | 2 | 12.5007 | 12.5007 | 6.2504 | 12.43 | 0.011 |
| Error | 5 | 2.5150 | 2.5150 | 0.5030 | | |
| Total | 7 | 15.0158 | | | | |

S = 0.709225 R-Sq = 83.25% R-Sq(adj) = 76.55%

Unusual Observations for Foot Length

| Obs | Foot Length | Fit | SE Fit | Residual | St Resid |
|-----|-------------|---------|--------|----------|----------|
| 5 | 15.6000 | 15.6000 | 0.7092 | -0.0000 | * X |

X denotes an observation whose X value gives it large leverage.

Analysis of Variance for Lotmt, using Adjusted SS for Tests

| Source | DF | Seq SS | Adj SS | Adj MS | F | P |
|--------|----|--------|--------|--------|------|-------|
| Name | 2 | 34.302 | 34.302 | 17.151 | 8.83 | 0.023 |
| Error | 5 | 9.711 | 9.711 | 1.942 | | |
| Total | 7 | 44.013 | | | | |

S = 1.39360 R-Sq = 77.94% R-Sq(adj) = 69.11%

Unusual Observations for Lotmt

| Obs | Lotmt | Fit | SE Fit | Residual | St Resid |
|-----|---------|---------|--------|----------|----------|
| 5 | 22.3000 | 22.3000 | 1.3936 | 0.0000 | * X |
| 6 | 20.1000 | 17.6767 | 0.8046 | 2.4233 | 2.13 R |

R denotes an observation with a large standardized residual.
X denotes an observation whose X value gives it large leverage.

Analysis of Variance for Wotmt@prox, using Adjusted SS for Tests

| Source | DF | Seq SS | Adj SS | Adj MS | F | P |
|--------|----|---------|---------|---------|-------|-------|
| Name | 2 | 0.83285 | 0.83285 | 0.41643 | 24.70 | 0.003 |
| Error | 5 | 0.08430 | 0.08430 | 0.01686 | | |
| Total | 7 | 0.91715 | | | | |

S = 0.129846 R-Sq = 90.81% R-Sq(adj) = 87.13%

Unusual Observations for Wotmt@prox

| Obs | Wotmt@prox | Fit | SE Fit | Residual | St Resid |
|-----|------------|---------|---------|----------|----------|
| 5 | 1.81000 | 1.81000 | 0.12985 | 0.00000 | * X |

X denotes an observation whose X value gives it large leverage.

Analysis of Variance for Wotmt@cond, using Adjusted SS for Tests

| Source | DF | Seq SS | Adj SS | Adj MS | F | P |
|--------|----|--------|--------|--------|-------|-------|
| Name | 2 | 8.0862 | 8.0862 | 4.0431 | 73.26 | 0.000 |
| Error | 5 | 0.2759 | 0.2759 | 0.0552 | | |
| Total | 7 | 8.3622 | | | | |

S = 0.234922 R-Sq = 96.70% R-Sq(adj) = 95.38%

Unusual Observations for Wotmt@cond

| Obs | Wotmt@cond | Fit | SE Fit | Residual | St Resid |
|-----|------------|---------|---------|----------|----------|
| 5 | 3.75000 | 3.75000 | 0.23492 | -0.00000 | * X |
| 6 | 3.98000 | 3.56333 | 0.13563 | 0.41667 | 2.17 R |

R denotes an observation with a large standardized residual.
X denotes an observation whose X value gives it large leverage.

Name = Sitta canadensis subtracted from:

| Name | Difference of Means | SE of Difference | T-Value | Adjusted P-Value |
|----------------------------|---------------------|------------------|---------|------------------|
| Sitta canadensis (alcohol) | 2.691 | 0.3461 | 7.774 | 0.0017 |
| Sitta canadensis (skin) | 2.188 | 0.5067 | 4.317 | 0.0228 |

Name = Sitta canadensis (alcohol) subtracted from:

| Name | Difference of Means | SE of Difference | T-Value | Adjusted P-Value |
|-------------------------|---------------------|------------------|---------|------------------|
| Sitta canadensis (skin) | -0.5033 | 0.5233 | -0.9618 | 1.000 |

Grouping Information Using Tukey Method and 95.0% Confidence for LoDI

| Name | N | Mean | Grouping |
|----------------------------|---|---------|----------|
| Sitta canadensis (alcohol) | 3 | 10.9933 | A |
| Sitta canadensis (skin) | 1 | 10.4900 | A |
| Sitta canadensis | 4 | 8.3025 | B |

Means that do not share a letter are significantly different.

Name = *Sitta canadensis* subtracted from:

| Name | Difference of Means | SE of Difference | T-Value | Adjusted P-Value |
|-----------------------------------|------------------------|---------------------|---------|---------------------|
| <i>Sitta canadensis</i> (alcohol) | 2.691 | 0.3461 | 7.774 | 0.0013 |
| <i>Sitta canadensis</i> (skin) | 2.188 | 0.5067 | 4.317 | 0.0173 |

Name = *Sitta canadensis* (alcohol) subtracted from:

| Name | Difference of Means | SE of Difference | T-Value | Adjusted P-Value |
|--------------------------------|------------------------|---------------------|---------|---------------------|
| <i>Sitta canadensis</i> (skin) | -0.5033 | 0.5233 | -0.9618 | 0.6293 |

Grouping Information Using Bonferroni Method and 95.0% Confidence for LoDII

| Name | N | Mean | Grouping |
|-----------------------------------|---|--------|----------|
| <i>Sitta canadensis</i> (alcohol) | 3 | 8.0900 | A |
| <i>Sitta canadensis</i> | 4 | 6.8725 | A |
| <i>Sitta canadensis</i> (skin) | 1 | 6.1700 | A |

Means that do not share a letter are significantly different.

Name = *Sitta canadensis* subtracted from:

| Name | Difference of Means | SE of Difference | T-Value | Adjusted P-Value |
|-----------------------------------|------------------------|---------------------|---------|---------------------|
| <i>Sitta canadensis</i> (alcohol) | 1.2175 | 0.4580 | 2.659 | 0.1349 |
| <i>Sitta canadensis</i> (skin) | -0.7025 | 0.6704 | -1.048 | 1.0000 |

Name = *Sitta canadensis* (alcohol) subtracted from:

| Name | Difference of Means | SE of Difference | T-Value | Adjusted P-Value |
|--------------------------------|------------------------|---------------------|---------|---------------------|
| <i>Sitta canadensis</i> (skin) | -1.920 | 0.6924 | -2.773 | 0.1177 |

Grouping Information Using Tukey Method and 95.0% Confidence for LoDII

| Name | N | Mean | Grouping |
|-----------------------------------|---|--------|----------|
| <i>Sitta canadensis</i> (alcohol) | 3 | 8.0900 | A |
| <i>Sitta canadensis</i> | 4 | 6.8725 | A |
| <i>Sitta canadensis</i> (skin) | 1 | 6.1700 | A |

Means that do not share a letter are significantly different.

Name = *Sitta canadensis* subtracted from:

| Name | Difference of Means | SE of Difference | T-Value | Adjusted P-Value |
|-----------------------------------|------------------------|---------------------|---------|---------------------|
| <i>Sitta canadensis</i> (alcohol) | 1.2175 | 0.4580 | 2.659 | 0.0966 |
| <i>Sitta canadensis</i> (skin) | -0.7025 | 0.6704 | -1.048 | 0.5822 |

Name = *Sitta canadensis* (alcohol) subtracted from:

| Name | Difference of Means | SE of Difference | T-Value | Adjusted P-Value |
|--------------------------------|------------------------|---------------------|---------|---------------------|
| <i>Sitta canadensis</i> (skin) | -1.920 | 0.6924 | -2.773 | 0.0849 |

Grouping Information Using Bonferroni Method and 95.0% Confidence for LoDIII

| Name | N | Mean | Grouping |
|----------------------------|---|---------|----------|
| Sitta canadensis (alcohol) | 3 | 13.7200 | A |
| Sitta canadensis (skin) | 1 | 12.9800 | A B |
| Sitta canadensis | 4 | 11.3425 | B |

Means that do not share a letter are significantly different.

Name = Sitta canadensis subtracted from:

| Name | Difference of Means | SE of Difference | T-Value | Adjusted P-Value |
|----------------------------|---------------------|------------------|---------|------------------|
| Sitta canadensis (alcohol) | 2.377 | 0.5187 | 4.584 | 0.0178 |
| Sitta canadensis (skin) | 1.638 | 0.7593 | 2.157 | 0.2506 |

Name = Sitta canadensis (alcohol) subtracted from:

| Name | Difference of Means | SE of Difference | T-Value | Adjusted P-Value |
|-------------------------|---------------------|------------------|---------|------------------|
| Sitta canadensis (skin) | -0.7400 | 0.7842 | -0.9436 | 1.000 |

Grouping Information Using Tukey Method and 95.0% Confidence for LoDIII

| Name | N | Mean | Grouping |
|----------------------------|---|---------|----------|
| Sitta canadensis (alcohol) | 3 | 13.7200 | A |
| Sitta canadensis (skin) | 1 | 12.9800 | A B |
| Sitta canadensis | 4 | 11.3425 | B |

Means that do not share a letter are significantly different.

Name = Sitta canadensis subtracted from:

| Name | Difference of Means | SE of Difference | T-Value | Adjusted P-Value |
|----------------------------|---------------------|------------------|---------|------------------|
| Sitta canadensis (alcohol) | 2.377 | 0.5187 | 4.584 | 0.0136 |
| Sitta canadensis (skin) | 1.638 | 0.7593 | 2.157 | 0.1726 |

Name = Sitta canadensis (alcohol) subtracted from:

| Name | Difference of Means | SE of Difference | T-Value | Adjusted P-Value |
|-------------------------|---------------------|------------------|---------|------------------|
| Sitta canadensis (skin) | -0.7400 | 0.7842 | -0.9436 | 0.6393 |

Grouping Information Using Bonferroni Method and 95.0% Confidence for LoDIV

| Name | N | Mean | Grouping |
|----------------------------|---|---------|----------|
| Sitta canadensis (alcohol) | 3 | 10.5433 | A |
| Sitta canadensis | 4 | 8.7500 | B |
| Sitta canadensis (skin) | 1 | 8.6100 | A B |

Means that do not share a letter are significantly different.

Name = Sitta canadensis subtracted from:

| Name | Difference of Means | SE of Difference | T-Value | Adjusted P-Value |
|------|---------------------|------------------|---------|------------------|
|------|---------------------|------------------|---------|------------------|

| | | | | |
|----------------------------|---------|--------|---------|--------|
| Sitta canadensis (alcohol) | 1.7933 | 0.3958 | 4.5311 | 0.0187 |
| Sitta canadensis (skin) | -0.1400 | 0.5794 | -0.2416 | 1.0000 |

Name = Sitta canadensis (alcohol) subtracted from:

| Name | Difference of Means | SE of Difference | T-Value | Adjusted P-Value |
|-------------------------|---------------------|------------------|---------|------------------|
| Sitta canadensis (skin) | -1.933 | 0.5984 | -3.231 | 0.0695 |

Grouping Information Using Tukey Method and 95.0% Confidence for LoDIV

| Name | N | Mean | Grouping |
|----------------------------|---|---------|----------|
| Sitta canadensis (alcohol) | 3 | 10.5433 | A |
| Sitta canadensis | 4 | 8.7500 | B |
| Sitta canadensis (skin) | 1 | 8.6100 | A B |

Means that do not share a letter are significantly different.

Name = Sitta canadensis subtracted from:

| Name | Difference of Means | SE of Difference | T-Value | Adjusted P-Value |
|----------------------------|---------------------|------------------|---------|------------------|
| Sitta canadensis (alcohol) | 1.7933 | 0.3958 | 4.5311 | 0.0142 |
| Sitta canadensis (skin) | -0.1400 | 0.5794 | -0.2416 | 0.9685 |

Name = Sitta canadensis (alcohol) subtracted from:

| Name | Difference of Means | SE of Difference | T-Value | Adjusted P-Value |
|-------------------------|---------------------|------------------|---------|------------------|
| Sitta canadensis (skin) | -1.933 | 0.5984 | -3.231 | 0.0512 |

Grouping Information Using Bonferroni Method and 95.0% Confidence for W@Pjoint II

| Name | N | Mean | Grouping |
|----------------------------|---|--------|----------|
| Sitta canadensis (alcohol) | 3 | 1.2333 | A |
| Sitta canadensis (skin) | 1 | 1.1700 | A |
| Sitta canadensis | 4 | 0.6775 | B |

Means that do not share a letter are significantly different.

Name = Sitta canadensis subtracted from:

| Name | Difference of Means | SE of Difference | T-Value | Adjusted P-Value |
|----------------------------|---------------------|------------------|---------|------------------|
| Sitta canadensis (alcohol) | 0.5558 | 0.04366 | 12.730 | 0.0002 |
| Sitta canadensis (skin) | 0.4925 | 0.06392 | 7.705 | 0.0018 |

Name = Sitta canadensis (alcohol) subtracted from:

| Name | Difference of Means | SE of Difference | T-Value | Adjusted P-Value |
|-------------------------|---------------------|------------------|---------|------------------|
| Sitta canadensis (skin) | -0.06333 | 0.06601 | -0.9594 | 1.000 |

Grouping Information Using Tukey Method and 95.0% Confidence for W@Pjoint II

| Name | N | Mean | Grouping |
|------|---|------|----------|
|------|---|------|----------|

| | | | |
|----------------------------|---|--------|---|
| Sitta canadensis (alcohol) | 3 | 1.2333 | A |
| Sitta canadensis (skin) | 1 | 1.1700 | A |
| Sitta canadensis | 4 | 0.6775 | B |

Means that do not share a letter are significantly different.

Name = Sitta canadensis subtracted from:

| Name | Difference of Means | SE of Difference | T-Value | Adjusted P-Value |
|----------------------------|---------------------|------------------|---------|------------------|
| Sitta canadensis (alcohol) | 0.5558 | 0.04366 | 12.730 | 0.0001 |
| Sitta canadensis (skin) | 0.4925 | 0.06392 | 7.705 | 0.0014 |

Name = Sitta canadensis (alcohol) subtracted from:

| Name | Difference of Means | SE of Difference | T-Value | Adjusted P-Value |
|-------------------------|---------------------|------------------|---------|------------------|
| Sitta canadensis (skin) | -0.06333 | 0.06601 | -0.9594 | 0.6306 |

Grouping Information Using Bonferroni Method and 95.0% Confidence for W@Pjoint III

| Name | N | Mean | Grouping |
|----------------------------|---|--------|----------|
| Sitta canadensis (alcohol) | 3 | 1.3700 | A |
| Sitta canadensis (skin) | 1 | 1.3100 | A |
| Sitta canadensis | 4 | 0.8325 | B |

Means that do not share a letter are significantly different.

Name = Sitta canadensis subtracted from:

| Name | Difference of Means | SE of Difference | T-Value | Adjusted P-Value |
|----------------------------|---------------------|------------------|---------|------------------|
| Sitta canadensis (alcohol) | 0.5375 | 0.08189 | 6.564 | 0.0037 |
| Sitta canadensis (skin) | 0.4775 | 0.11987 | 3.983 | 0.0315 |

Name = Sitta canadensis (alcohol) subtracted from:

| Name | Difference of Means | SE of Difference | T-Value | Adjusted P-Value |
|-------------------------|---------------------|------------------|---------|------------------|
| Sitta canadensis (skin) | -0.06000 | 0.1238 | -0.4846 | 1.000 |

Grouping Information Using Tukey Method and 95.0% Confidence for W@Pjoint III

| Name | N | Mean | Grouping |
|----------------------------|---|--------|----------|
| Sitta canadensis (alcohol) | 3 | 1.3700 | A |
| Sitta canadensis (skin) | 1 | 1.3100 | A |
| Sitta canadensis | 4 | 0.8325 | B |

Means that do not share a letter are significantly different.

Name = Sitta canadensis subtracted from:

| Name | Difference of Means | SE of Difference | T-Value | Adjusted P-Value |
|----------------------------|---------------------|------------------|---------|------------------|
| Sitta canadensis (alcohol) | 0.5375 | 0.08189 | 6.564 | 0.0029 |
| Sitta canadensis (skin) | 0.4775 | 0.11987 | 3.983 | 0.0237 |

Name = Sitta canadensis (alcohol) subtracted from:

| Name | Difference of Means | SE of Difference | T-Value | Adjusted P-Value |
|-------------------------|---------------------|------------------|---------|------------------|
| Sitta canadensis (skin) | -0.06000 | 0.1238 | -0.4846 | 0.8815 |

Grouping Information Using Bonferroni Method and 95.0% Confidence for W@2joint III

| Name | N | Mean | Grouping |
|----------------------------|---|--------|----------|
| Sitta canadensis (alcohol) | 3 | 1.5000 | A |
| Sitta canadensis (skin) | 1 | 1.4600 | A |
| Sitta canadensis | 4 | 0.7750 | B |

Means that do not share a letter are significantly different.

Name = Sitta canadensis subtracted from:

| Name | Difference of Means | SE of Difference | T-Value | Adjusted P-Value |
|----------------------------|---------------------|------------------|---------|------------------|
| Sitta canadensis (alcohol) | 0.7250 | 0.03294 | 22.01 | 0.0000 |
| Sitta canadensis (skin) | 0.6850 | 0.04822 | 14.21 | 0.0001 |

Name = Sitta canadensis (alcohol) subtracted from:

| Name | Difference of Means | SE of Difference | T-Value | Adjusted P-Value |
|-------------------------|---------------------|------------------|---------|------------------|
| Sitta canadensis (skin) | -0.04000 | 0.04980 | -0.8032 | 1.000 |

Grouping Information Using Tukey Method and 95.0% Confidence for W@2joint III

| Name | N | Mean | Grouping |
|----------------------------|---|--------|----------|
| Sitta canadensis (alcohol) | 3 | 1.5000 | A |
| Sitta canadensis (skin) | 1 | 1.4600 | A |
| Sitta canadensis | 4 | 0.7750 | B |

Means that do not share a letter are significantly different.

Name = Sitta canadensis subtracted from:

| Name | Difference of Means | SE of Difference | T-Value | Adjusted P-Value |
|----------------------------|---------------------|------------------|---------|------------------|
| Sitta canadensis (alcohol) | 0.7250 | 0.03294 | 22.01 | 0.0000 |
| Sitta canadensis (skin) | 0.6850 | 0.04822 | 14.21 | 0.0001 |

Name = Sitta canadensis (alcohol) subtracted from:

| Name | Difference of Means | SE of Difference | T-Value | Adjusted P-Value |
|-------------------------|---------------------|------------------|---------|------------------|
| Sitta canadensis (skin) | -0.04000 | 0.04980 | -0.8032 | 0.7175 |

Grouping Information Using Bonferroni Method and 95.0% Confidence for W@2joint IV

| Name | N | Mean | Grouping |
|----------------------------|---|--------|----------|
| Sitta canadensis (alcohol) | 3 | 1.2067 | A |
| Sitta canadensis (skin) | 1 | 1.1200 | A |
| Sitta canadensis | 4 | 0.6800 | B |

Means that do not share a letter are significantly different.

Name = Sitta canadensis subtracted from:

| Name | Difference of Means | SE of Difference | T-Value | Adjusted P-Value |
|----------------------------|------------------------|---------------------|---------|---------------------|
| Sitta canadensis (alcohol) | 0.5267 | 0.02830 | 18.61 | 0.0000 |
| Sitta canadensis (skin) | 0.4400 | 0.04143 | 10.62 | 0.0004 |

Name = Sitta canadensis (alcohol) subtracted from:

| Name | Difference of Means | SE of Difference | T-Value | Adjusted P-Value |
|-------------------------|------------------------|---------------------|---------|---------------------|
| Sitta canadensis (skin) | -0.08667 | 0.04279 | -2.025 | 0.2961 |

Grouping Information Using Tukey Method and 95.0% Confidence for W@2joint IV

| Name | N | Mean | Grouping |
|----------------------------|---|--------|----------|
| Sitta canadensis (alcohol) | 3 | 1.2067 | A |
| Sitta canadensis (skin) | 1 | 1.1200 | A |
| Sitta canadensis | 4 | 0.6800 | B |

Means that do not share a letter are significantly different.

Name = Sitta canadensis subtracted from:

| Name | Difference of Means | SE of Difference | T-Value | Adjusted P-Value |
|----------------------------|------------------------|---------------------|---------|---------------------|
| Sitta canadensis (alcohol) | 0.5267 | 0.02830 | 18.61 | 0.0000 |
| Sitta canadensis (skin) | 0.4400 | 0.04143 | 10.62 | 0.0003 |

Name = Sitta canadensis (alcohol) subtracted from:

| Name | Difference of Means | SE of Difference | T-Value | Adjusted P-Value |
|-------------------------|------------------------|---------------------|---------|---------------------|
| Sitta canadensis (skin) | -0.08667 | 0.04279 | -2.025 | 0.2012 |

Grouping Information Using Bonferroni Method and 95.0% Confidence for W@3joint IV

| Name | N | Mean | Grouping |
|----------------------------|---|--------|----------|
| Sitta canadensis (alcohol) | 3 | 1.1833 | A |
| Sitta canadensis (skin) | 1 | 1.0500 | B |
| Sitta canadensis | 4 | 0.6225 | C |

Means that do not share a letter are significantly different.

Name = Sitta canadensis subtracted from:

| Name | Difference of Means | SE of Difference | T-Value | Adjusted P-Value |
|----------------------------|------------------------|---------------------|---------|---------------------|
| Sitta canadensis (alcohol) | 0.5608 | 0.01341 | 41.82 | 0.0000 |
| Sitta canadensis (skin) | 0.4275 | 0.01963 | 21.78 | 0.0000 |

Name = Sitta canadensis (alcohol) subtracted from:

| Difference | SE of | Adjusted |
|------------|-------|----------|
|------------|-------|----------|

| Name | of Means | Difference | T-Value | P-Value |
|-------------------------|----------|------------|---------|---------|
| Sitta canadensis (skin) | -0.1333 | 0.02028 | -6.576 | 0.0037 |

Grouping Information Using Tukey Method and 95.0% Confidence for W@3joint IV

| Name | N | Mean | Grouping |
|----------------------------|---|--------|----------|
| Sitta canadensis (alcohol) | 3 | 1.1833 | A |
| Sitta canadensis (skin) | 1 | 1.0500 | B |
| Sitta canadensis | 4 | 0.6225 | C |

Means that do not share a letter are significantly different.

Name = Sitta canadensis subtracted from:

| Name | Difference of Means | SE of Difference | T-Value | Adjusted P-Value |
|----------------------------|---------------------|------------------|---------|------------------|
| Sitta canadensis (alcohol) | 0.5608 | 0.01341 | 41.82 | 0.0000 |
| Sitta canadensis (skin) | 0.4275 | 0.01963 | 21.78 | 0.0000 |

Name = Sitta canadensis (alcohol) subtracted from:

| Name | Difference of Means | SE of Difference | T-Value | Adjusted P-Value |
|-------------------------|---------------------|------------------|---------|------------------|
| Sitta canadensis (skin) | -0.1333 | 0.02028 | -6.576 | 0.0029 |

Grouping Information Using Bonferroni Method and 95.0% Confidence for LoPhI,II

| Name | N | Mean | Grouping |
|----------------------------|---|--------|----------|
| Sitta canadensis | 4 | 3.2400 | A |
| Sitta canadensis (skin) | 1 | 1.2000 | B |
| Sitta canadensis (alcohol) | 3 | 1.1333 | B |

Means that do not share a letter are significantly different.

Name = Sitta canadensis subtracted from:

| Name | Difference of Means | SE of Difference | T-Value | Adjusted P-Value |
|----------------------------|---------------------|------------------|---------|------------------|
| Sitta canadensis (alcohol) | -2.107 | 0.07504 | -28.07 | 0.0000 |
| Sitta canadensis (skin) | -2.040 | 0.10985 | -18.57 | 0.0000 |

Name = Sitta canadensis (alcohol) subtracted from:

| Name | Difference of Means | SE of Difference | T-Value | Adjusted P-Value |
|-------------------------|---------------------|------------------|---------|------------------|
| Sitta canadensis (skin) | 0.06667 | 0.1135 | 0.5876 | 1.000 |

Grouping Information Using Tukey Method and 95.0% Confidence for LoPhI,II

| Name | N | Mean | Grouping |
|----------------------------|---|--------|----------|
| Sitta canadensis | 4 | 3.2400 | A |
| Sitta canadensis (skin) | 1 | 1.2000 | B |
| Sitta canadensis (alcohol) | 3 | 1.1333 | B |

Means that do not share a letter are significantly different.

Name = Sitta canadensis subtracted from:

| Name | Difference of Means | SE of Difference | T-Value | Adjusted P-Value |
|----------------------------|------------------------|---------------------|---------|---------------------|
| Sitta canadensis (alcohol) | -2.107 | 0.07504 | -28.07 | 0.0000 |
| Sitta canadensis (skin) | -2.040 | 0.10985 | -18.57 | 0.0000 |

Name = Sitta canadensis (alcohol) subtracted from:

| Name | Difference of Means | SE of Difference | T-Value | Adjusted P-Value |
|-------------------------|------------------------|---------------------|---------|---------------------|
| Sitta canadensis (skin) | 0.06667 | 0.1135 | 0.5876 | 0.8325 |

Grouping Information Using Bonferroni Method and 95.0% Confidence for LoPhII,II

| Name | N | Mean | Grouping |
|----------------------------|---|--------|----------|
| Sitta canadensis (skin) | 1 | 5.3400 | A |
| Sitta canadensis (alcohol) | 3 | 5.0900 | A |
| Sitta canadensis | 4 | 3.7075 | B |

Means that do not share a letter are significantly different.

Name = Sitta canadensis subtracted from:

| Name | Difference of Means | SE of Difference | T-Value | Adjusted P-Value |
|----------------------------|------------------------|---------------------|---------|---------------------|
| Sitta canadensis (alcohol) | 1.382 | 0.2783 | 4.968 | 0.0127 |
| Sitta canadensis (skin) | 1.633 | 0.4074 | 4.007 | 0.0308 |

Name = Sitta canadensis (alcohol) subtracted from:

| Name | Difference of Means | SE of Difference | T-Value | Adjusted P-Value |
|-------------------------|------------------------|---------------------|---------|---------------------|
| Sitta canadensis (skin) | 0.2500 | 0.4208 | 0.5942 | 1.000 |

Grouping Information Using Tukey Method and 95.0% Confidence for LoPhII,II

| Name | N | Mean | Grouping |
|----------------------------|---|--------|----------|
| Sitta canadensis (skin) | 1 | 5.3400 | A |
| Sitta canadensis (alcohol) | 3 | 5.0900 | A |
| Sitta canadensis | 4 | 3.7075 | B |

Means that do not share a letter are significantly different.

Name = Sitta canadensis subtracted from:

| Name | Difference of Means | SE of Difference | T-Value | Adjusted P-Value |
|----------------------------|------------------------|---------------------|---------|---------------------|
| Sitta canadensis (alcohol) | 1.382 | 0.2783 | 4.968 | 0.0097 |
| Sitta canadensis (skin) | 1.633 | 0.4074 | 4.007 | 0.0232 |

Name = Sitta canadensis (alcohol) subtracted from:

| Name | Difference of Means | SE of Difference | T-Value | Adjusted P-Value |
|-------------------------|------------------------|---------------------|---------|---------------------|
| Sitta canadensis (skin) | 0.2500 | 0.4208 | 0.5942 | 0.8292 |

Grouping Information Using Bonferroni Method and 95.0% Confidence for LoPhI,III

| Name | N | Mean | Grouping |
|----------------------------|---|--------|----------|
| Sitta canadensis | 4 | 3.4900 | A |
| Sitta canadensis (skin) | 1 | 2.4100 | A |
| Sitta canadensis (alcohol) | 3 | 0.6433 | B |

Means that do not share a letter are significantly different.

Name = Sitta canadensis subtracted from:

| Name | Difference of Means | SE of Difference | T-Value | Adjusted P-Value |
|----------------------------|---------------------|------------------|---------|------------------|
| Sitta canadensis (alcohol) | -2.847 | 0.2592 | -10.98 | 0.0003 |
| Sitta canadensis (skin) | -1.080 | 0.3794 | -2.85 | 0.1079 |

Name = Sitta canadensis (alcohol) subtracted from:

| Name | Difference of Means | SE of Difference | T-Value | Adjusted P-Value |
|-------------------------|---------------------|------------------|---------|------------------|
| Sitta canadensis (skin) | 1.767 | 0.3918 | 4.509 | 0.0190 |

Grouping Information Using Tukey Method and 95.0% Confidence for LoPhI,III

| Name | N | Mean | Grouping |
|----------------------------|---|--------|----------|
| Sitta canadensis | 4 | 3.4900 | A |
| Sitta canadensis (skin) | 1 | 2.4100 | A |
| Sitta canadensis (alcohol) | 3 | 0.6433 | B |

Means that do not share a letter are significantly different.

Name = Sitta canadensis subtracted from:

| Name | Difference of Means | SE of Difference | T-Value | Adjusted P-Value |
|----------------------------|---------------------|------------------|---------|------------------|
| Sitta canadensis (alcohol) | -2.847 | 0.2592 | -10.98 | 0.0003 |
| Sitta canadensis (skin) | -1.080 | 0.3794 | -2.85 | 0.0781 |

Name = Sitta canadensis (alcohol) subtracted from:

| Name | Difference of Means | SE of Difference | T-Value | Adjusted P-Value |
|-------------------------|---------------------|------------------|---------|------------------|
| Sitta canadensis (skin) | 1.767 | 0.3918 | 4.509 | 0.0145 |

Grouping Information Using Bonferroni Method and 95.0% Confidence for LoPhII,III

| Name | N | Mean | Grouping |
|----------------------------|---|--------|----------|
| Sitta canadensis (alcohol) | 3 | 3.9633 | A |
| Sitta canadensis | 4 | 3.7050 | A |
| Sitta canadensis (skin) | 1 | 1.8400 | B |

Means that do not share a letter are significantly different.

Name = Sitta canadensis subtracted from:

| Name | Difference of Means | SE of Difference | T-Value | Adjusted P-Value |
|----------------------------|---------------------|------------------|---------|------------------|
| Sitta canadensis (alcohol) | 0.258 | 0.2458 | 1.051 | 1.0000 |
| Sitta canadensis (skin) | -1.865 | 0.3598 | -5.183 | 0.0106 |

Name = Sitta canadensis (alcohol) subtracted from:

| Name | Difference of Means | SE of Difference | T-Value | Adjusted P-Value |
|-------------------------|------------------------|---------------------|---------|---------------------|
| Sitta canadensis (skin) | -2.123 | 0.3717 | -5.713 | 0.0069 |

Grouping Information Using Tukey Method and 95.0% Confidence for LoPhII,III

| Name | N | Mean | Grouping |
|----------------------------|---|--------|----------|
| Sitta canadensis (alcohol) | 3 | 3.9633 | A |
| Sitta canadensis | 4 | 3.7050 | A |
| Sitta canadensis (skin) | 1 | 1.8400 | B |

Means that do not share a letter are significantly different.

Name = Sitta canadensis subtracted from:

| Name | Difference of Means | SE of Difference | T-Value | Adjusted P-Value |
|----------------------------|------------------------|---------------------|---------|---------------------|
| Sitta canadensis (alcohol) | 0.258 | 0.2458 | 1.051 | 0.5806 |
| Sitta canadensis (skin) | -1.865 | 0.3598 | -5.183 | 0.0081 |

Name = Sitta canadensis (alcohol) subtracted from:

| Name | Difference of Means | SE of Difference | T-Value | Adjusted P-Value |
|-------------------------|------------------------|---------------------|---------|---------------------|
| Sitta canadensis (skin) | -2.123 | 0.3717 | -5.713 | 0.0053 |

Grouping Information Using Bonferroni Method and 95.0% Confidence for
LoPhIII,III

| Name | N | Mean | Grouping |
|----------------------------|---|--------|----------|
| Sitta canadensis (alcohol) | 3 | 7.1067 | A |
| Sitta canadensis (skin) | 1 | 6.2300 | B |
| Sitta canadensis | 4 | 4.4375 | C |

Means that do not share a letter are significantly different.

Name = Sitta canadensis subtracted from:

| Name | Difference of Means | SE of Difference | T-Value | Adjusted P-Value |
|----------------------------|------------------------|---------------------|---------|---------------------|
| Sitta canadensis (alcohol) | 2.669 | 0.1431 | 18.651 | 0.0000 |
| Sitta canadensis (skin) | 1.793 | 0.2095 | 8.557 | 0.0011 |

Name = Sitta canadensis (alcohol) subtracted from:

| Name | Difference of Means | SE of Difference | T-Value | Adjusted P-Value |
|-------------------------|------------------------|---------------------|---------|---------------------|
| Sitta canadensis (skin) | -0.8767 | 0.2164 | -4.052 | 0.0294 |

Grouping Information Using Tukey Method and 95.0% Confidence for LoPhIII,III

| Name | N | Mean | Grouping |
|----------------------------|---|--------|----------|
| Sitta canadensis (alcohol) | 3 | 7.1067 | A |
| Sitta canadensis (skin) | 1 | 6.2300 | B |
| Sitta canadensis | 4 | 4.4375 | C |

Means that do not share a letter are significantly different.

Name = Sitta canadensis subtracted from:

| Name | Difference of Means | SE of Difference | T-Value | Adjusted P-Value |
|----------------------------|------------------------|---------------------|---------|---------------------|
| Sitta canadensis (alcohol) | 2.669 | 0.1431 | 18.651 | 0.0000 |
| Sitta canadensis (skin) | 1.793 | 0.2095 | 8.557 | 0.0008 |

Name = Sitta canadensis (alcohol) subtracted from:

| Name | Difference of Means | SE of Difference | T-Value | Adjusted P-Value |
|-------------------------|------------------------|---------------------|---------|---------------------|
| Sitta canadensis (skin) | -0.8767 | 0.2164 | -4.052 | 0.0222 |

Grouping Information Using Bonferroni Method and 95.0% Confidence for LoPhI,IV

| Name | N | Mean | Grouping |
|----------------------------|---|--------|----------|
| Sitta canadensis | 4 | 2.3525 | A |
| Sitta canadensis (skin) | 1 | 0.8700 | B |
| Sitta canadensis (alcohol) | 3 | 0.6000 | B |

Means that do not share a letter are significantly different.

Name = Sitta canadensis subtracted from:

| Name | Difference of Means | SE of Difference | T-Value | Adjusted P-Value |
|----------------------------|------------------------|---------------------|---------|---------------------|
| Sitta canadensis (alcohol) | -1.753 | 0.2111 | -8.301 | 0.0012 |
| Sitta canadensis (skin) | -1.483 | 0.3091 | -4.797 | 0.0147 |

Name = Sitta canadensis (alcohol) subtracted from:

| Name | Difference of Means | SE of Difference | T-Value | Adjusted P-Value |
|-------------------------|------------------------|---------------------|---------|---------------------|
| Sitta canadensis (skin) | 0.2700 | 0.3192 | 0.8459 | 1.000 |

Grouping Information Using Tukey Method and 95.0% Confidence for LoPhI,IV

| Name | N | Mean | Grouping |
|----------------------------|---|--------|----------|
| Sitta canadensis | 4 | 2.3525 | A |
| Sitta canadensis (skin) | 1 | 0.8700 | B |
| Sitta canadensis (alcohol) | 3 | 0.6000 | B |

Means that do not share a letter are significantly different.

Name = Sitta canadensis subtracted from:

| Name | Difference of Means | SE of Difference | T-Value | Adjusted P-Value |
|----------------------------|------------------------|---------------------|---------|---------------------|
| Sitta canadensis (alcohol) | -1.753 | 0.2111 | -8.301 | 0.0010 |
| Sitta canadensis (skin) | -1.483 | 0.3091 | -4.797 | 0.0112 |

Name = Sitta canadensis (alcohol) subtracted from:

| Name | Difference of Means | SE of Difference | T-Value | Adjusted P-Value |
|------|------------------------|---------------------|---------|---------------------|
|------|------------------------|---------------------|---------|---------------------|

Sitta canadensis (skin) 0.2700 0.3192 0.8459 0.6937

Grouping Information Using Bonferroni Method and 95.0% Confidence for LoPhII,IV

| Name | N | Mean | Grouping |
|----------------------------|---|--------|----------|
| Sitta canadensis | 4 | 1.8700 | A |
| Sitta canadensis (skin) | 1 | 1.6100 | B |
| Sitta canadensis (alcohol) | 3 | 1.3233 | C |

Means that do not share a letter are significantly different.

Name = Sitta canadensis subtracted from:

| Name | Difference of Means | SE of Difference | T-Value | Adjusted P-Value |
|----------------------------|---------------------|------------------|---------|------------------|
| Sitta canadensis (alcohol) | -0.5467 | 0.02479 | -22.05 | 0.0000 |
| Sitta canadensis (skin) | -0.2600 | 0.03629 | -7.17 | 0.0025 |

Name = Sitta canadensis (alcohol) subtracted from:

| Name | Difference of Means | SE of Difference | T-Value | Adjusted P-Value |
|-------------------------|---------------------|------------------|---------|------------------|
| Sitta canadensis (skin) | 0.2867 | 0.03748 | 7.649 | 0.0018 |

Grouping Information Using Tukey Method and 95.0% Confidence for LoPhII,IV

| Name | N | Mean | Grouping |
|----------------------------|---|--------|----------|
| Sitta canadensis | 4 | 1.8700 | A |
| Sitta canadensis (skin) | 1 | 1.6100 | B |
| Sitta canadensis (alcohol) | 3 | 1.3233 | C |

Means that do not share a letter are significantly different.

Name = Sitta canadensis subtracted from:

| Name | Difference of Means | SE of Difference | T-Value | Adjusted P-Value |
|----------------------------|---------------------|------------------|---------|------------------|
| Sitta canadensis (alcohol) | -0.5467 | 0.02479 | -22.05 | 0.0000 |
| Sitta canadensis (skin) | -0.2600 | 0.03629 | -7.17 | 0.0019 |

Name = Sitta canadensis (alcohol) subtracted from:

| Name | Difference of Means | SE of Difference | T-Value | Adjusted P-Value |
|-------------------------|---------------------|------------------|---------|------------------|
| Sitta canadensis (skin) | 0.2867 | 0.03748 | 7.649 | 0.0014 |

Grouping Information Using Bonferroni Method and 95.0% Confidence for LoPhIII,IV

| Name | N | Mean | Grouping |
|----------------------------|---|--------|----------|
| Sitta canadensis | 4 | 2.2450 | A |
| Sitta canadensis (alcohol) | 3 | 2.0633 | A |
| Sitta canadensis (skin) | 1 | 1.6100 | A |

Means that do not share a letter are significantly different.

Name = Sitta canadensis subtracted from:

| Name | Difference of Means | SE of Difference | T-Value | Adjusted P-Value |
|----------------------------|---------------------|------------------|---------|------------------|
| Sitta canadensis (alcohol) | -0.1817 | 0.2539 | -0.716 | 1.0000 |
| Sitta canadensis (skin) | -0.6350 | 0.3716 | -1.709 | 0.4446 |

Name = Sitta canadensis (alcohol) subtracted from:

| Name | Difference of Means | SE of Difference | T-Value | Adjusted P-Value |
|-------------------------|---------------------|------------------|---------|------------------|
| Sitta canadensis (skin) | -0.4533 | 0.3838 | -1.181 | 0.8719 |

Grouping Information Using Tukey Method and 95.0% Confidence for LoPhIII,IV

| Name | N | Mean | Grouping |
|----------------------------|---|--------|----------|
| Sitta canadensis | 4 | 2.2450 | A |
| Sitta canadensis (alcohol) | 3 | 2.0633 | A |
| Sitta canadensis (skin) | 1 | 1.6100 | A |

Means that do not share a letter are significantly different.

Name = Sitta canadensis subtracted from:

| Name | Difference of Means | SE of Difference | T-Value | Adjusted P-Value |
|----------------------------|---------------------|------------------|---------|------------------|
| Sitta canadensis (alcohol) | -0.1817 | 0.2539 | -0.716 | 0.7656 |
| Sitta canadensis (skin) | -0.6350 | 0.3716 | -1.709 | 0.2900 |

Name = Sitta canadensis (alcohol) subtracted from:

| Name | Difference of Means | SE of Difference | T-Value | Adjusted P-Value |
|-------------------------|---------------------|------------------|---------|------------------|
| Sitta canadensis (skin) | -0.4533 | 0.3838 | -1.181 | 0.5123 |

Grouping Information Using Bonferroni Method and 95.0% Confidence for LoPhIV,IV

| Name | N | Mean | Grouping |
|----------------------------|---|--------|----------|
| Sitta canadensis (skin) | 1 | 4.8600 | A |
| Sitta canadensis (alcohol) | 3 | 4.8467 | A |
| Sitta canadensis | 4 | 3.0850 | B |

Means that do not share a letter are significantly different.

All Pairwise Comparisons among Levels of Name

Name = Sitta canadensis subtracted from:

| Name | Difference of Means | SE of Difference | T-Value | Adjusted P-Value |
|----------------------------|---------------------|------------------|---------|------------------|
| Sitta canadensis (alcohol) | 1.762 | 0.1624 | 10.850 | 0.0003 |
| Sitta canadensis (skin) | 1.775 | 0.2377 | 7.468 | 0.0020 |

Name = Sitta canadensis (alcohol) subtracted from:

| Name | Difference of Means | SE of Difference | T-Value | Adjusted P-Value |
|-------------------------|---------------------|------------------|---------|------------------|
| Sitta canadensis (skin) | 0.01333 | 0.2455 | 0.05432 | 1.000 |

Grouping Information Using Tukey Method and 95.0% Confidence for LoPhIV,IV

| Name | N | Mean | Grouping |
|----------------------------|---|--------|----------|
| Sitta canadensis (skin) | 1 | 4.8600 | A |
| Sitta canadensis (alcohol) | 3 | 4.8467 | A |
| Sitta canadensis | 4 | 3.0850 | B |

Means that do not share a letter are significantly different.

Name = Sitta canadensis subtracted from:

| Name | Difference of Means | SE of Difference | T-Value | Adjusted P-Value |
|----------------------------|---------------------|------------------|---------|------------------|
| Sitta canadensis (alcohol) | 1.762 | 0.1624 | 10.850 | 0.0003 |
| Sitta canadensis (skin) | 1.775 | 0.2377 | 7.468 | 0.0016 |

Name = Sitta canadensis (alcohol) subtracted from:

| Name | Difference of Means | SE of Difference | T-Value | Adjusted P-Value |
|-------------------------|---------------------|------------------|---------|------------------|
| Sitta canadensis (skin) | 0.01333 | 0.2455 | 0.05432 | 0.9984 |

Grouping Information Using Bonferroni Method and 95.0% Confidence for Foot Length

| Name | N | Mean | Grouping |
|----------------------------|---|---------|----------|
| Sitta canadensis (skin) | 1 | 15.6000 | A B |
| Sitta canadensis (alcohol) | 3 | 15.3400 | A |
| Sitta canadensis | 4 | 12.9100 | B |

Means that do not share a letter are significantly different.

Name = Sitta canadensis subtracted from:

| Name | Difference of Means | SE of Difference | T-Value | Adjusted P-Value |
|----------------------------|---------------------|------------------|---------|------------------|
| Sitta canadensis (alcohol) | 2.430 | 0.5417 | 4.486 | 0.0194 |
| Sitta canadensis (skin) | 2.690 | 0.7929 | 3.392 | 0.0582 |

Name = Sitta canadensis (alcohol) subtracted from:

| Name | Difference of Means | SE of Difference | T-Value | Adjusted P-Value |
|-------------------------|---------------------|------------------|---------|------------------|
| Sitta canadensis (skin) | 0.2600 | 0.8189 | 0.3175 | 1.000 |

Grouping Information Using Tukey Method and 95.0% Confidence for Foot Length

| Name | N | Mean | Grouping |
|----------------------------|---|---------|----------|
| Sitta canadensis (skin) | 1 | 15.6000 | A |
| Sitta canadensis (alcohol) | 3 | 15.3400 | A |
| Sitta canadensis | 4 | 12.9100 | B |

Means that do not share a letter are significantly different.

Name = Sitta canadensis subtracted from:

| Name | Difference of Means | SE of Difference | T-Value | Adjusted P-Value |
|----------------------------|---------------------|------------------|---------|------------------|
| Sitta canadensis (alcohol) | 2.430 | 0.5417 | 4.486 | 0.0148 |
| Sitta canadensis (skin) | 2.690 | 0.7929 | 3.392 | 0.0432 |

Name = Sitta canadensis (alcohol) subtracted from:

| Name | Difference of Means | SE of Difference | T-Value | Adjusted P-Value |
|-------------------------|------------------------|---------------------|---------|---------------------|
| Sitta canadensis (skin) | 0.2600 | 0.8189 | 0.3175 | 0.9465 |

Grouping Information Using Bonferroni Method and 95.0% Confidence for Lotmt

| Name | N | Mean | Grouping |
|----------------------------|---|---------|----------|
| Sitta canadensis (skin) | 1 | 22.3000 | A |
| Sitta canadensis (alcohol) | 3 | 17.6767 | A B |
| Sitta canadensis | 4 | 15.8100 | B |

Means that do not share a letter are significantly different.

Name = Sitta canadensis subtracted from:

| Name | Difference of Means | SE of Difference | T-Value | Adjusted P-Value |
|----------------------------|------------------------|---------------------|---------|---------------------|
| Sitta canadensis (alcohol) | 1.867 | 1.064 | 1.754 | 0.4195 |
| Sitta canadensis (skin) | 6.490 | 1.558 | 4.165 | 0.0263 |

Name = Sitta canadensis (alcohol) subtracted from:

| Name | Difference of Means | SE of Difference | T-Value | Adjusted P-Value |
|-------------------------|------------------------|---------------------|---------|---------------------|
| Sitta canadensis (skin) | 4.623 | 1.609 | 2.873 | 0.1046 |

Grouping Information Using Tukey Method and 95.0% Confidence for Lotmt

| Name | N | Mean | Grouping |
|----------------------------|---|---------|----------|
| Sitta canadensis (skin) | 1 | 22.3000 | A |
| Sitta canadensis (alcohol) | 3 | 17.6767 | A B |
| Sitta canadensis | 4 | 15.8100 | B |

Means that do not share a letter are significantly different.

Name = Sitta canadensis subtracted from:

| Name | Difference of Means | SE of Difference | T-Value | Adjusted P-Value |
|----------------------------|------------------------|---------------------|---------|---------------------|
| Sitta canadensis (alcohol) | 1.867 | 1.064 | 1.754 | 0.2755 |
| Sitta canadensis (skin) | 6.490 | 1.558 | 4.165 | 0.0199 |

Name = Sitta canadensis (alcohol) subtracted from:

| Name | Difference of Means | SE of Difference | T-Value | Adjusted P-Value |
|-------------------------|------------------------|---------------------|---------|---------------------|
| Sitta canadensis (skin) | 4.623 | 1.609 | 2.873 | 0.0759 |

Grouping Information Using Bonferroni Method and 95.0% Confidence for
Wotmt@prox

| Name | N | Mean | Grouping |
|----------------------------|---|--------|----------|
| Sitta canadensis (alcohol) | 3 | 2.6900 | A |
| Sitta canadensis | 4 | 2.1150 | B |

Sitta canadensis (skin) 1 1.8100 B

Means that do not share a letter are significantly different.

Name = Sitta canadensis subtracted from:

| Name | Difference of Means | SE of Difference | T-Value | Adjusted P-Value |
|----------------------------|---------------------|------------------|---------|------------------|
| Sitta canadensis (alcohol) | 0.5750 | 0.09917 | 5.798 | 0.0065 |
| Sitta canadensis (skin) | -0.3050 | 0.14517 | -2.101 | 0.2689 |

Name = Sitta canadensis (alcohol) subtracted from:

| Name | Difference of Means | SE of Difference | T-Value | Adjusted P-Value |
|-------------------------|---------------------|------------------|---------|------------------|
| Sitta canadensis (skin) | -0.8800 | 0.1499 | -5.869 | 0.0061 |

Grouping Information Using Tukey Method and 95.0% Confidence for Wotmt@prox

| Name | N | Mean | Grouping |
|----------------------------|---|--------|----------|
| Sitta canadensis (alcohol) | 3 | 2.6900 | A |
| Sitta canadensis | 4 | 2.1150 | B |
| Sitta canadensis (skin) | 1 | 1.8100 | B |

Means that do not share a letter are significantly different.

Name = Sitta canadensis subtracted from:

| Name | Difference of Means | SE of Difference | T-Value | Adjusted P-Value |
|----------------------------|---------------------|------------------|---------|------------------|
| Sitta canadensis (alcohol) | 0.5750 | 0.09917 | 5.798 | 0.0050 |
| Sitta canadensis (skin) | -0.3050 | 0.14517 | -2.101 | 0.1842 |

Name = Sitta canadensis (alcohol) subtracted from:

| Name | Difference of Means | SE of Difference | T-Value | Adjusted P-Value |
|-------------------------|---------------------|------------------|---------|------------------|
| Sitta canadensis (skin) | -0.8800 | 0.1499 | -5.869 | 0.0047 |

Grouping Information Using Bonferroni Method and 95.0% Confidence for Wotmt@cond

| Name | N | Mean | Grouping |
|----------------------------|---|--------|----------|
| Sitta canadensis (skin) | 1 | 3.7500 | A |
| Sitta canadensis (alcohol) | 3 | 3.5633 | A |
| Sitta canadensis | 4 | 1.6025 | B |

Means that do not share a letter are significantly different.

Name = Sitta canadensis subtracted from:

| Name | Difference of Means | SE of Difference | T-Value | Adjusted P-Value |
|----------------------------|---------------------|------------------|---------|------------------|
| Sitta canadensis (alcohol) | 1.961 | 0.1794 | 10.928 | 0.0003 |
| Sitta canadensis (skin) | 2.148 | 0.2627 | 8.176 | 0.0013 |

Name = Sitta canadensis (alcohol) subtracted from:

| Name | Difference of Means | SE of Difference | T-Value | Adjusted P-Value |
|-------------------------|------------------------|---------------------|---------|---------------------|
| Sitta canadensis (skin) | 0.1867 | 0.2713 | 0.6881 | 1.000 |

Grouping Information Using Tukey Method and 95.0% Confidence for Wotmt@cond

| Name | N | Mean | Grouping |
|----------------------------|---|--------|----------|
| Sitta canadensis (skin) | 1 | 3.7500 | A |
| Sitta canadensis (alcohol) | 3 | 3.5633 | A |
| Sitta canadensis | 4 | 1.6025 | B |

Means that do not share a letter are significantly different.

Name = Sitta canadensis subtracted from:

| Name | Difference of Means | SE of Difference | T-Value | Adjusted P-Value |
|----------------------------|------------------------|---------------------|---------|---------------------|
| Sitta canadensis (alcohol) | 1.961 | 0.1794 | 10.928 | 0.0003 |
| Sitta canadensis (skin) | 2.148 | 0.2627 | 8.176 | 0.0011 |

Name = Sitta canadensis (alcohol) subtracted from:

| Name | Difference of Means | SE of Difference | T-Value | Adjusted P-Value |
|-------------------------|------------------------|---------------------|---------|---------------------|
| Sitta canadensis (skin) | 0.1867 | 0.2713 | 0.6881 | 0.7803 |

General Linear Model: LoDI, LoDII, ... versus Name

| Factor | Type | Levels | Values |
|--------|-------|--------|---|
| Name | fixed | 3 | Turdus migratorius, Turdus migratorius (alcohol), Turdus migratorius (skin) |

Analysis of Variance for LoDI, using Adjusted SS for Tests

| Source | DF | Seq SS | Adj SS | Adj MS | F | P |
|--------|----|--------|--------|--------|------|-------|
| Name | 2 | 5.9092 | 5.9092 | 2.9546 | 4.12 | 0.088 |
| Error | 5 | 3.5895 | 3.5895 | 0.7179 | | |
| Total | 7 | 9.4987 | | | | |

S = 0.847290 R-Sq = 62.21% R-Sq(adj) = 47.09%

Unusual Observations for LoDI

| Obs | LoDI | Fit | SE Fit | Residual | St Resid |
|-----|---------|---------|--------|----------|-------------|
| 5 | 11.0800 | 11.0800 | 0.8473 | -0.0000 | * X |

X denotes an observation whose X value gives it large leverage.

Analysis of Variance for LoDII, using Adjusted SS for Tests

| Source | DF | Seq SS | Adj SS | Adj MS | F | P |
|--------|----|--------|--------|--------|------|-------|
| Name | 2 | 2.3453 | 2.3453 | 1.1727 | 2.33 | 0.193 |
| Error | 5 | 2.5191 | 2.5191 | 0.5038 | | |
| Total | 7 | 4.8645 | | | | |

S = 0.709809 R-Sq = 48.21% R-Sq(adj) = 27.50%

Unusual Observations for LoDII

| Obs | LoDII | Fit | SE Fit | Residual | St Resid |
|-----|---------|---------|--------|----------|----------|
| 5 | 11.0200 | 11.0200 | 0.7098 | 0.0000 | * X |

X denotes an observation whose X value gives it large leverage.

Analysis of Variance for LoDIII, using Adjusted SS for Tests

| Source | DF | Seq SS | Adj SS | Adj MS | F | P |
|--------|----|---------|---------|--------|-------|-------|
| Name | 2 | 18.4865 | 18.4865 | 9.2433 | 24.70 | 0.003 |
| Error | 5 | 1.8714 | 1.8714 | 0.3743 | | |
| Total | 7 | 20.3579 | | | | |

S = 0.611779 R-Sq = 90.81% R-Sq(adj) = 87.13%

Unusual Observations for LoDIII

| Obs | LoDIII | Fit | SE Fit | Residual | St Resid |
|-----|---------|---------|--------|----------|----------|
| 5 | 16.1200 | 16.1200 | 0.6118 | -0.0000 | * X |

X denotes an observation whose X value gives it large leverage.

Analysis of Variance for LoDIV, using Adjusted SS for Tests

| Source | DF | Seq SS | Adj SS | Adj MS | F | P |
|--------|----|---------|---------|--------|-------|-------|
| Name | 2 | 12.1396 | 12.1396 | 6.0698 | 10.44 | 0.016 |
| Error | 5 | 2.9079 | 2.9079 | 0.5816 | | |
| Total | 7 | 15.0475 | | | | |

S = 0.762611 R-Sq = 80.68% R-Sq(adj) = 72.95%

Unusual Observations for LoDIV

| Obs | LoDIV | Fit | SE Fit | Residual | St Resid |
|-----|--------|--------|--------|----------|----------|
| 5 | 9.7200 | 9.7200 | 0.7626 | 0.0000 | * X |

X denotes an observation whose X value gives it large leverage.

Analysis of Variance for W@Pjoint II, using Adjusted SS for Tests

| Source | DF | Seq SS | Adj SS | Adj MS | F | P |
|--------|----|---------|---------|---------|------|-------|
| Name | 2 | 0.91885 | 0.91885 | 0.45942 | 9.21 | 0.021 |
| Error | 5 | 0.24934 | 0.24934 | 0.04987 | | |
| Total | 7 | 1.16819 | | | | |

S = 0.223312 R-Sq = 78.66% R-Sq(adj) = 70.12%

Unusual Observations for W@Pjoint II

| Obs | W@Pjoint II | Fit | SE Fit | Residual | St Resid |
|-----|-------------|---------|---------|----------|----------|
| 5 | 1.91000 | 1.91000 | 0.22331 | -0.00000 | * X |

X denotes an observation whose X value gives it large leverage.

Analysis of Variance for W@Pjoint III, using Adjusted SS for Tests

| Source | DF | Seq SS | Adj SS | Adj MS | F | P |
|--------|----|---------|---------|---------|-------|-------|
| Name | 2 | 1.30412 | 1.30412 | 0.65206 | 30.39 | 0.002 |
| Error | 5 | 0.10727 | 0.10727 | 0.02145 | | |
| Total | 7 | 1.41139 | | | | |

S = 0.146470 R-Sq = 92.40% R-Sq(adj) = 89.36%

Unusual Observations for W@Pjoint III

| Obs | W@Pjoint III | Fit | SE Fit | Residual | St Resid |
|-----|--------------|---------|---------|----------|----------|
| 5 | 2.46000 | 2.46000 | 0.14647 | -0.00000 | * X |
| 7 | 2.21000 | 2.45667 | 0.08456 | -0.24667 | -2.06 R |

R denotes an observation with a large standardized residual.
 X denotes an observation whose X value gives it large leverage.

Analysis of Variance for W@2joint III, using Adjusted SS for Tests

| Source | DF | Seq SS | Adj SS | Adj MS | F | P |
|--------|----|---------|---------|---------|-------|-------|
| Name | 2 | 0.95769 | 0.95769 | 0.47884 | 41.28 | 0.001 |
| Error | 5 | 0.05800 | 0.05800 | 0.01160 | | |
| Total | 7 | 1.01569 | | | | |

S = 0.107703 R-Sq = 94.29% R-Sq(adj) = 92.01%

Unusual Observations for W@2joint III

| Obs | W@2joint III | Fit | SE Fit | Residual | St Resid |
|-----|--------------|---------|---------|----------|----------|
| 5 | 2.40000 | 2.40000 | 0.10770 | -0.00000 | * X |

X denotes an observation whose X value gives it large leverage.

Analysis of Variance for W@2joint IV, using Adjusted SS for Tests

| Source | DF | Seq SS | Adj SS | Adj MS | F | P |
|--------|----|---------|---------|---------|-------|-------|
| Name | 2 | 0.68355 | 0.68355 | 0.34177 | 13.23 | 0.010 |
| Error | 5 | 0.12914 | 0.12914 | 0.02583 | | |
| Total | 7 | 0.81269 | | | | |

S = 0.160712 R-Sq = 84.11% R-Sq(adj) = 77.75%

Unusual Observations for W@2joint IV

| Obs | W@2joint IV | Fit | SE Fit | Residual | St Resid |
|-----|-------------|---------|---------|----------|----------|
| 5 | 2.04000 | 2.04000 | 0.16071 | -0.00000 | * X |

X denotes an observation whose X value gives it large leverage.

Analysis of Variance for W@3joint IV, using Adjusted SS for Tests

| Source | DF | Seq SS | Adj SS | Adj MS | F | P |
|--------|----|---------|---------|---------|-------|-------|
| Name | 2 | 0.46325 | 0.46325 | 0.23162 | 44.99 | 0.001 |
| Error | 5 | 0.02574 | 0.02574 | 0.00515 | | |
| Total | 7 | 0.48899 | | | | |

S = 0.0717519 R-Sq = 94.74% R-Sq(adj) = 92.63%

Unusual Observations for W@3joint IV

| Obs | W@3joint IV | Fit | SE Fit | Residual | St Resid |
|-----|-------------|---------|---------|----------|----------|
| 5 | 1.75000 | 1.75000 | 0.07175 | -0.00000 | * X |

X denotes an observation whose X value gives it large leverage.

Analysis of Variance for LoPhI,II, using Adjusted SS for Tests

| Source | DF | Seq SS | Adj SS | Adj MS | F | P |
|--------|----|--------|--------|--------|-------|-------|
| Name | 2 | 22.852 | 22.852 | 11.426 | 20.49 | 0.004 |
| Error | 5 | 2.789 | 2.789 | 0.558 | | |
| Total | 7 | 25.640 | | | | |

S = 0.746820 R-Sq = 89.12% R-Sq(adj) = 84.77%

Unusual Observations for LoPhI,II

| Obs | LoPhI,II | Fit | SE Fit | Residual | St Resid |
|-----|----------|---------|---------|----------|----------|
| 5 | 2.78000 | 2.78000 | 0.74682 | 0.00000 | * X |
| 6 | 4.08000 | 2.84000 | 0.43118 | 1.24000 | 2.03 R |

R denotes an observation with a large standardized residual.
X denotes an observation whose X value gives it large leverage.

Analysis of Variance for LoPhII,II, using Adjusted SS for Tests

| Source | DF | Seq SS | Adj SS | Adj MS | F | P |
|--------|----|--------|--------|--------|-------|-------|
| Name | 2 | 7.8221 | 7.8221 | 3.9111 | 88.62 | 0.000 |
| Error | 5 | 0.2207 | 0.2207 | 0.0441 | | |
| Total | 7 | 8.0428 | | | | |

S = 0.210079 R-Sq = 97.26% R-Sq(adj) = 96.16%

Unusual Observations for LoPhII,II

| Obs | LoPhII,II | Fit | SE Fit | Residual | St Resid |
|-----|-----------|---------|---------|----------|----------|
| 5 | 4.52000 | 4.52000 | 0.21008 | 0.00000 | * X |

X denotes an observation whose X value gives it large leverage.

Analysis of Variance for LoPhI,III, using Adjusted SS for Tests

| Source | DF | Seq SS | Adj SS | Adj MS | F | P |
|--------|----|--------|--------|--------|--------|-------|
| Name | 2 | 54.338 | 54.338 | 27.169 | 238.68 | 0.000 |
| Error | 5 | 0.569 | 0.569 | 0.114 | | |
| Total | 7 | 54.907 | | | | |

S = 0.337385 R-Sq = 98.96% R-Sq(adj) = 98.55%

Unusual Observations for LoPhI,III

| Obs | LoPhI,III | Fit | SE Fit | Residual | St Resid |
|-----|-----------|---------|---------|----------|----------|
| 5 | 2.53000 | 2.53000 | 0.33738 | 0.00000 | * X |

X denotes an observation whose X value gives it large leverage.

Analysis of Variance for LoPhII,III, using Adjusted SS for Tests

| Source | DF | Seq SS | Adj SS | Adj MS | F | P |
|--------|----|---------|---------|--------|-------|-------|
| Name | 2 | 10.2565 | 10.2565 | 5.1283 | 31.28 | 0.001 |
| Error | 5 | 0.8197 | 0.8197 | 0.1639 | | |
| Total | 7 | 11.0763 | | | | |

S = 0.404905 R-Sq = 92.60% R-Sq(adj) = 89.64%

Unusual Observations for LoPhII,III

| Obs | LoPhII,III | Fit | SE Fit | Residual | St Resid |
|-----|------------|---------|---------|----------|----------|
| 5 | 4.23000 | 4.23000 | 0.40491 | 0.00000 | * X |

X denotes an observation whose X value gives it large leverage.

Analysis of Variance for LoPhIII,III, using Adjusted SS for Tests

| Source | DF | Seq SS | Adj SS | Adj MS | F | P |
|--------|----|---------|---------|--------|--------|-------|
| Name | 2 | 14.0389 | 14.0389 | 7.0194 | 155.37 | 0.000 |
| Error | 5 | 0.2259 | 0.2259 | 0.0452 | | |
| Total | 7 | 14.2648 | | | | |

S = 0.212556 R-Sq = 98.42% R-Sq(adj) = 97.78%

Unusual Observations for LoPhIII,III

| Obs | LoPhIII,III | Fit | SE Fit | Residual | St Resid |
|-----|-------------|-----|--------|----------|----------|
|-----|-------------|-----|--------|----------|----------|

5 6.05000 6.05000 0.21256 0.00000 * X

X denotes an observation whose X value gives it large leverage.

Analysis of Variance for LoPhI,IV, using Adjusted SS for Tests

| Source | DF | Seq SS | Adj SS | Adj MS | F | P |
|--------|----|--------|--------|--------|-------|-------|
| Name | 2 | 8.7853 | 8.7853 | 4.3927 | 22.42 | 0.003 |
| Error | 5 | 0.9795 | 0.9795 | 0.1959 | | |
| Total | 7 | 9.7648 | | | | |

S = 0.442598 R-Sq = 89.97% R-Sq(adj) = 85.96%

Unusual Observations for LoPhI,IV

| Obs | LoPhI,IV | Fit | SE Fit | Residual | St Resid |
|-----|----------|---------|---------|----------|----------|
| 5 | 2.38000 | 2.38000 | 0.44260 | 0.00000 | * X |

X denotes an observation whose X value gives it large leverage.

Analysis of Variance for LoPhII,IV, using Adjusted SS for Tests

| Source | DF | Seq SS | Adj SS | Adj MS | F | P |
|--------|----|--------|--------|--------|------|-------|
| Name | 2 | 4.3351 | 4.3351 | 2.1676 | 9.93 | 0.018 |
| Error | 5 | 1.0919 | 1.0919 | 0.2184 | | |
| Total | 7 | 5.4271 | | | | |

S = 0.467320 R-Sq = 79.88% R-Sq(adj) = 71.83%

Unusual Observations for LoPhII,IV

| Obs | LoPhII,IV | Fit | SE Fit | Residual | St Resid |
|-----|-----------|---------|---------|----------|----------|
| 3 | 4.74000 | 3.89250 | 0.23366 | 0.84750 | 2.09 R |
| 5 | 2.57000 | 2.57000 | 0.46732 | 0.00000 | * X |

R denotes an observation with a large standardized residual.
X denotes an observation whose X value gives it large leverage.

Analysis of Variance for LoPhIII,IV, using Adjusted SS for Tests

| Source | DF | Seq SS | Adj SS | Adj MS | F | P |
|--------|----|--------|--------|--------|------|-------|
| Name | 2 | 1.2985 | 1.2985 | 0.6492 | 3.76 | 0.101 |
| Error | 5 | 0.8635 | 0.8635 | 0.1727 | | |
| Total | 7 | 2.1620 | | | | |

S = 0.415582 R-Sq = 60.06% R-Sq(adj) = 44.08%

Unusual Observations for LoPhIII,IV

| Obs | LoPhIII,IV | Fit | SE Fit | Residual | St Resid |
|-----|------------|---------|---------|----------|----------|
| 1 | 2.65000 | 3.40750 | 0.20779 | -0.75750 | -2.10 R |
| 5 | 2.56000 | 2.56000 | 0.41558 | 0.00000 | * X |

R denotes an observation with a large standardized residual.
 X denotes an observation whose X value gives it large leverage.

Analysis of Variance for LoPhIV,IV, using Adjusted SS for Tests

| Source | DF | Seq SS | Adj SS | Adj MS | F | P |
|--------|----|---------|--------|--------|-------|-------|
| Name | 2 | 9.7589 | 9.7589 | 4.8794 | 15.21 | 0.007 |
| Error | 5 | 1.6041 | 1.6041 | 0.3208 | | |
| Total | 7 | 11.3630 | | | | |

S = 0.566410 R-Sq = 85.88% R-Sq(adj) = 80.24%

Unusual Observations for LoPhIV,IV

| Obs | LoPhIV,IV | Fit | SE Fit | Residual | St Resid |
|-----|-----------|---------|---------|----------|----------|
| 5 | 3.08000 | 3.08000 | 0.56641 | -0.00000 | * X |

X denotes an observation whose X value gives it large leverage.

Analysis of Variance for Foot Length, using Adjusted SS for Tests

| Source | DF | Seq SS | Adj SS | Adj MS | F | P |
|--------|----|---------|---------|--------|-------|-------|
| Name | 2 | 19.7098 | 19.7098 | 9.8549 | 17.24 | 0.006 |
| Error | 5 | 2.8586 | 2.8586 | 0.5717 | | |
| Total | 7 | 22.5684 | | | | |

S = 0.756117 R-Sq = 87.33% R-Sq(adj) = 82.27%

Unusual Observations for Foot Length

| Obs | Foot Length | Fit | SE Fit | Residual | St Resid |
|-----|-------------|---------|--------|----------|----------|
| 5 | 18.7700 | 18.7700 | 0.7561 | 0.0000 | * X |

X denotes an observation whose X value gives it large leverage.

Analysis of Variance for Lotmt, using Adjusted SS for Tests

| Source | DF | Seq SS | Adj SS | Adj MS | F | P |
|--------|----|--------|--------|--------|------|-------|
| Name | 2 | 0.22 | 0.22 | 0.11 | 0.01 | 0.993 |
| Error | 5 | 81.36 | 81.36 | 16.27 | | |
| Total | 7 | 81.58 | | | | |

S = 4.03388 R-Sq = 0.27% R-Sq(adj) = 0.00%

Unusual Observations for Lotmt

| Obs | Lotmt | Fit | SE Fit | Residual | St Resid |
|-----|---------|---------|--------|----------|----------|
| 5 | 32.8000 | 32.8000 | 4.0339 | 0.0000 | * X |
| 8 | 26.0600 | 33.2133 | 2.3290 | -7.1533 | -2.17 R |

R denotes an observation with a large standardized residual.
 X denotes an observation whose X value gives it large leverage.

Analysis of Variance for Wotmt@prox, using Adjusted SS for Tests

| Source | DF | Seq SS | Adj SS | Adj MS | F | P |
|--------|----|--------|--------|--------|------|-------|
| Name | 2 | 0.2386 | 0.2386 | 0.1193 | 0.73 | 0.526 |
| Error | 5 | 0.8147 | 0.8147 | 0.1629 | | |
| Total | 7 | 1.0534 | | | | |

S = 0.403669 R-Sq = 22.66% R-Sq(adj) = 0.00%

Unusual Observations for Wotmt@prox

| Obs | Wotmt@prox | Fit | SE Fit | Residual | St Resid |
|-----|------------|---------|---------|----------|----------|
| 5 | 4.76000 | 4.76000 | 0.40367 | -0.00000 | * X |
| 8 | 3.60000 | 4.26667 | 0.23306 | -0.66667 | -2.02 R |

R denotes an observation with a large standardized residual.
X denotes an observation whose X value gives it large leverage.

Analysis of Variance for Wotmt@cond, using Adjusted SS for Tests

| Source | DF | Seq SS | Adj SS | Adj MS | F | P |
|--------|----|--------|--------|--------|------|-------|
| Name | 2 | 0.7841 | 0.7841 | 0.3920 | 1.74 | 0.267 |
| Error | 5 | 1.1267 | 1.1267 | 0.2253 | | |
| Total | 7 | 1.9108 | | | | |

S = 0.474700 R-Sq = 41.03% R-Sq(adj) = 17.45%

Unusual Observations for Wotmt@cond

| Obs | Wotmt@cond | Fit | SE Fit | Residual | St Resid |
|-----|------------|---------|---------|----------|----------|
| 3 | 4.68000 | 3.79500 | 0.23735 | 0.88500 | 2.15 R |
| 5 | 4.50000 | 4.50000 | 0.47470 | -0.00000 | * X |

R denotes an observation with a large standardized residual.
X denotes an observation whose X value gives it large leverage.

Grouping Information Using Bonferroni Method and 95.0% Confidence for LoDI

| Name | N | Mean | Grouping |
|------------------------------|---|--------|----------|
| Turdus migratorius (alcohol) | 3 | 11.570 | A |
| Turdus migratorius (skin) | 1 | 11.080 | A |
| Turdus migratorius | 4 | 9.755 | A |

Means that do not share a letter are significantly different.

Name = Turdus migratorius subtracted from:

| Name | Difference of Means | SE of Difference | T-Value | Adjusted P-Value |
|------------------------------|---------------------|------------------|---------|------------------|
| Turdus migratorius (alcohol) | 1.815 | 0.6471 | 2.805 | 0.1134 |
| Turdus migratorius (skin) | 1.325 | 0.9473 | 1.399 | 0.6623 |

Name = Turdus migratorius (alcohol) subtracted from:

| Name | Difference of Means | SE of Difference | T-Value | Adjusted P-Value |
|---------------------------|------------------------|---------------------|---------|---------------------|
| Turdus migratorius (skin) | -0.4900 | 0.9784 | -0.5008 | 1.000 |

Grouping Information Using Tukey Method and 95.0% Confidence for LoDI

| Name | N | Mean | Grouping |
|------------------------------|---|--------|----------|
| Turdus migratorius (alcohol) | 3 | 11.570 | A |
| Turdus migratorius (skin) | 1 | 11.080 | A |
| Turdus migratorius | 4 | 9.755 | A |

Means that do not share a letter are significantly different.

Name = Turdus migratorius subtracted from:

| Name | Difference of Means | SE of Difference | T-Value | Adjusted P-Value |
|------------------------------|------------------------|---------------------|---------|---------------------|
| Turdus migratorius (alcohol) | 1.815 | 0.6471 | 2.805 | 0.0819 |
| Turdus migratorius (skin) | 1.325 | 0.9473 | 1.399 | 0.4091 |

Name = Turdus migratorius (alcohol) subtracted from:

| Name | Difference of Means | SE of Difference | T-Value | Adjusted P-Value |
|---------------------------|------------------------|---------------------|---------|---------------------|
| Turdus migratorius (skin) | -0.4900 | 0.9784 | -0.5008 | 0.8741 |

Grouping Information Using Bonferroni Method and 95.0% Confidence for LoDII

| Name | N | Mean | Grouping |
|------------------------------|---|--------|----------|
| Turdus migratorius (alcohol) | 3 | 12.787 | A |
| Turdus migratorius | 4 | 12.297 | A |
| Turdus migratorius (skin) | 1 | 11.020 | A |

Means that do not share a letter are significantly different.

Name = Turdus migratorius subtracted from:

| Name | Difference of Means | SE of Difference | T-Value | Adjusted P-Value |
|------------------------------|------------------------|---------------------|---------|---------------------|
| Turdus migratorius (alcohol) | 0.489 | 0.5421 | 0.902 | 1.0000 |
| Turdus migratorius (skin) | -1.278 | 0.7936 | -1.610 | 0.5051 |

Name = Turdus migratorius (alcohol) subtracted from:

| Name | Difference of Means | SE of Difference | T-Value | Adjusted P-Value |
|---------------------------|------------------------|---------------------|---------|---------------------|
| Turdus migratorius (skin) | -1.767 | 0.8196 | -2.155 | 0.2510 |

Grouping Information Using Tukey Method and 95.0% Confidence for LoDII

| Name | N | Mean | Grouping |
|------------------------------|---|--------|----------|
| Turdus migratorius (alcohol) | 3 | 12.787 | A |
| Turdus migratorius | 4 | 12.297 | A |
| Turdus migratorius (skin) | 1 | 11.020 | A |

Means that do not share a letter are significantly different.

Name = Turdus migratorius subtracted from:

| Name | Difference of Means | SE of Difference | T-Value | Adjusted P-Value |
|------------------------------|------------------------|---------------------|---------|---------------------|
| Turdus migratorius (alcohol) | 0.489 | 0.5421 | 0.902 | 0.6623 |
| Turdus migratorius (skin) | -1.278 | 0.7936 | -1.610 | 0.3244 |

Name = Turdus migratorius (alcohol) subtracted from:

| Name | Difference of Means | SE of Difference | T-Value | Adjusted P-Value |
|---------------------------|------------------------|---------------------|---------|---------------------|
| Turdus migratorius (skin) | -1.767 | 0.8196 | -2.155 | 0.1729 |

Grouping Information Using Bonferroni Method and 95.0% Confidence for LoDIII

| Name | N | Mean | Grouping |
|------------------------------|---|--------|----------|
| Turdus migratorius (alcohol) | 3 | 21.083 | A |
| Turdus migratorius | 4 | 19.915 | A |
| Turdus migratorius (skin) | 1 | 16.120 | B |

Means that do not share a letter are significantly different.

Name = Turdus migratorius subtracted from:

| Name | Difference of Means | SE of Difference | T-Value | Adjusted P-Value |
|------------------------------|------------------------|---------------------|---------|---------------------|
| Turdus migratorius (alcohol) | 1.168 | 0.4673 | 2.500 | 0.1634 |
| Turdus migratorius (skin) | -3.795 | 0.6840 | -5.548 | 0.0078 |

Name = Turdus migratorius (alcohol) subtracted from:

| Name | Difference of Means | SE of Difference | T-Value | Adjusted P-Value |
|---------------------------|------------------------|---------------------|---------|---------------------|
| Turdus migratorius (skin) | -4.963 | 0.7064 | -7.026 | 0.0027 |

Grouping Information Using Tukey Method and 95.0% Confidence for LoDIII

| Name | N | Mean | Grouping |
|------------------------------|---|--------|----------|
| Turdus migratorius (alcohol) | 3 | 21.083 | A |
| Turdus migratorius | 4 | 19.915 | A |
| Turdus migratorius (skin) | 1 | 16.120 | B |

Means that do not share a letter are significantly different.

Name = Turdus migratorius subtracted from:

| Name | Difference of Means | SE of Difference | T-Value | Adjusted P-Value |
|------------------------------|------------------------|---------------------|---------|---------------------|
| Turdus migratorius (alcohol) | 1.168 | 0.4673 | 2.500 | 0.1158 |
| Turdus migratorius (skin) | -3.795 | 0.6840 | -5.548 | 0.0061 |

Name = Turdus migratorius (alcohol) subtracted from:

| Name | Difference of Means | SE of Difference | T-Value | Adjusted P-Value |
|---------------------------|------------------------|---------------------|---------|---------------------|
| Turdus migratorius (skin) | -4.963 | 0.7064 | -7.026 | 0.0021 |

Grouping Information Using Bonferroni Method and 95.0% Confidence for LoDIV

| Name | N | Mean | Grouping |
|------------------------------|---|--------|----------|
| Turdus migratorius | 4 | 13.463 | A |
| Turdus migratorius (alcohol) | 3 | 13.420 | A |
| Turdus migratorius (skin) | 1 | 9.720 | B |

Means that do not share a letter are significantly different.

Name = Turdus migratorius subtracted from:

| Name | Difference of Means | SE of Difference | T-Value | Adjusted P-Value |
|------------------------------|---------------------|------------------|---------|------------------|
| Turdus migratorius (alcohol) | -0.043 | 0.5825 | -0.073 | 1.0000 |
| Turdus migratorius (skin) | -3.743 | 0.8526 | -4.389 | 0.0213 |

Name = Turdus migratorius (alcohol) subtracted from:

| Name | Difference of Means | SE of Difference | T-Value | Adjusted P-Value |
|---------------------------|---------------------|------------------|---------|------------------|
| Turdus migratorius (skin) | -3.700 | 0.8806 | -4.202 | 0.0254 |

Grouping Information Using Tukey Method and 95.0% Confidence for LoDIV

| Name | N | Mean | Grouping |
|------------------------------|---|--------|----------|
| Turdus migratorius | 4 | 13.463 | A |
| Turdus migratorius (alcohol) | 3 | 13.420 | A |
| Turdus migratorius (skin) | 1 | 9.720 | B |

Means that do not share a letter are significantly different.

Name = Turdus migratorius subtracted from:

| Name | Difference of Means | SE of Difference | T-Value | Adjusted P-Value |
|------------------------------|---------------------|------------------|---------|------------------|
| Turdus migratorius (alcohol) | -0.043 | 0.5825 | -0.073 | 0.9971 |
| Turdus migratorius (skin) | -3.743 | 0.8526 | -4.389 | 0.0162 |

Name = Turdus migratorius (alcohol) subtracted from:

| Name | Difference of Means | SE of Difference | T-Value | Adjusted P-Value |
|---------------------------|---------------------|------------------|---------|------------------|
| Turdus migratorius (skin) | -3.700 | 0.8806 | -4.202 | 0.0193 |

Grouping Information Using Bonferroni Method and 95.0% Confidence for W@Pjoint

II

| Name | N | Mean | Grouping |
|------------------------------|---|-------|----------|
| Turdus migratorius (alcohol) | 3 | 1.943 | A |
| Turdus migratorius (skin) | 1 | 1.910 | A B |
| Turdus migratorius | 4 | 1.258 | B |

Means that do not share a letter are significantly different.

Name = Turdus migratorius subtracted from:

| Name | Difference of Means | SE of Difference | T-Value | Adjusted P-Value |
|------------------------------|---------------------|------------------|---------|------------------|
| Turdus migratorius (alcohol) | 0.6858 | 0.1706 | 4.021 | 0.0303 |
| Turdus migratorius (skin) | 0.6525 | 0.2497 | 2.613 | 0.1424 |

Name = Turdus migratorius (alcohol) subtracted from:

| Name | Difference of Means | SE of Difference | T-Value | Adjusted P-Value |
|---------------------------|------------------------|---------------------|---------|---------------------|
| Turdus migratorius (skin) | -0.03333 | 0.2579 | -0.1293 | 1.000 |

Grouping Information Using Tukey Method and 95.0% Confidence for W@Pjoint II

| Name | N | Mean | Grouping |
|------------------------------|---|-------|----------|
| Turdus migratorius (alcohol) | 3 | 1.943 | A |
| Turdus migratorius (skin) | 1 | 1.910 | A B |
| Turdus migratorius | 4 | 1.258 | B |

Means that do not share a letter are significantly different.

Name = Turdus migratorius subtracted from:

| Name | Difference of Means | SE of Difference | T-Value | Adjusted P-Value |
|------------------------------|------------------------|---------------------|---------|---------------------|
| Turdus migratorius (alcohol) | 0.6858 | 0.1706 | 4.021 | 0.0229 |
| Turdus migratorius (skin) | 0.6525 | 0.2497 | 2.613 | 0.1017 |

Name = Turdus migratorius (alcohol) subtracted from:

| Name | Difference of Means | SE of Difference | T-Value | Adjusted P-Value |
|---------------------------|------------------------|---------------------|---------|---------------------|
| Turdus migratorius (skin) | -0.03333 | 0.2579 | -0.1293 | 0.9908 |

Grouping Information Using Bonferroni Method and 95.0% Confidence for W@Pjoint III

| Name | N | Mean | Grouping |
|------------------------------|---|-------|----------|
| Turdus migratorius (skin) | 1 | 2.460 | A |
| Turdus migratorius (alcohol) | 3 | 2.457 | A |
| Turdus migratorius | 4 | 1.650 | B |

Means that do not share a letter are significantly different.

Name = Turdus migratorius subtracted from:

| Name | Difference of Means | SE of Difference | T-Value | Adjusted P-Value |
|------------------------------|------------------------|---------------------|---------|---------------------|
| Turdus migratorius (alcohol) | 0.8067 | 0.1119 | 7.211 | 0.0024 |
| Turdus migratorius (skin) | 0.8100 | 0.1638 | 4.946 | 0.0129 |

Name = Turdus migratorius (alcohol) subtracted from:

| Name | Difference of Means | SE of Difference | T-Value | Adjusted P-Value |
|---------------------------|------------------------|---------------------|---------|---------------------|
| Turdus migratorius (skin) | 0.003333 | 0.1691 | 0.01971 | 1.000 |

Grouping Information Using Tukey Method and 95.0% Confidence for W@Pjoint III

| Name | N | Mean | Grouping |
|------------------------------|---|-------|----------|
| Turdus migratorius (skin) | 1 | 2.460 | A |
| Turdus migratorius (alcohol) | 3 | 2.457 | A |

Turdus migratorius 4 1.650 B

Means that do not share a letter are significantly different.

Name = Turdus migratorius subtracted from:

| Name | Difference of Means | SE of Difference | T-Value | Adjusted P-Value |
|------------------------------|---------------------|------------------|---------|------------------|
| Turdus migratorius (alcohol) | 0.8067 | 0.1119 | 7.211 | 0.0019 |
| Turdus migratorius (skin) | 0.8100 | 0.1638 | 4.946 | 0.0099 |

Name = Turdus migratorius (alcohol) subtracted from:

| Name | Difference of Means | SE of Difference | T-Value | Adjusted P-Value |
|---------------------------|---------------------|------------------|---------|------------------|
| Turdus migratorius (skin) | 0.003333 | 0.1691 | 0.01971 | 0.9998 |

Grouping Information Using Bonferroni Method and 95.0% Confidence for W@2joint III

| Name | N | Mean | Grouping |
|------------------------------|---|-------|----------|
| Turdus migratorius (skin) | 1 | 2.400 | A |
| Turdus migratorius (alcohol) | 3 | 2.170 | A |
| Turdus migratorius | 4 | 1.550 | B |

Means that do not share a letter are significantly different.

Name = Turdus migratorius subtracted from:

| Name | Difference of Means | SE of Difference | T-Value | Adjusted P-Value |
|------------------------------|---------------------|------------------|---------|------------------|
| Turdus migratorius (alcohol) | 0.6200 | 0.08226 | 7.537 | 0.0020 |
| Turdus migratorius (skin) | 0.8500 | 0.12042 | 7.059 | 0.0026 |

Name = Turdus migratorius (alcohol) subtracted from:

| Name | Difference of Means | SE of Difference | T-Value | Adjusted P-Value |
|---------------------------|---------------------|------------------|---------|------------------|
| Turdus migratorius (skin) | 0.2300 | 0.1244 | 1.849 | 0.3709 |

Grouping Information Using Tukey Method and 95.0% Confidence for W@2joint III

| Name | N | Mean | Grouping |
|------------------------------|---|-------|----------|
| Turdus migratorius (skin) | 1 | 2.400 | A |
| Turdus migratorius (alcohol) | 3 | 2.170 | A |
| Turdus migratorius | 4 | 1.550 | B |

Means that do not share a letter are significantly different.

Name = Turdus migratorius subtracted from:

| Name | Difference of Means | SE of Difference | T-Value | Adjusted P-Value |
|------------------------------|---------------------|------------------|---------|------------------|
| Turdus migratorius (alcohol) | 0.6200 | 0.08226 | 7.537 | 0.0015 |
| Turdus migratorius (skin) | 0.8500 | 0.12042 | 7.059 | 0.0021 |

Name = Turdus migratorius (alcohol) subtracted from:

| Name | Difference of Means | SE of Difference | T-Value | Adjusted P-Value |
|---------------------------|------------------------|---------------------|---------|---------------------|
| Turdus migratorius (skin) | 0.2300 | 0.1244 | 1.849 | 0.2468 |

Grouping Information Using Bonferroni Method and 95.0% Confidence for W@2joint
IV

| Name | N | Mean | Grouping |
|------------------------------|---|-------|----------|
| Turdus migratorius (skin) | 1 | 2.040 | A |
| Turdus migratorius (alcohol) | 3 | 1.847 | A |
| Turdus migratorius | 4 | 1.322 | B |

Means that do not share a letter are significantly different.

Name = Turdus migratorius subtracted from:

| Name | Difference of Means | SE of Difference | T-Value | Adjusted P-Value |
|------------------------------|------------------------|---------------------|---------|---------------------|
| Turdus migratorius (alcohol) | 0.5242 | 0.1227 | 4.270 | 0.0238 |
| Turdus migratorius (skin) | 0.7175 | 0.1797 | 3.993 | 0.0312 |

Name = Turdus migratorius (alcohol) subtracted from:

| Name | Difference of Means | SE of Difference | T-Value | Adjusted P-Value |
|---------------------------|------------------------|---------------------|---------|---------------------|
| Turdus migratorius (skin) | 0.1933 | 0.1856 | 1.042 | 1.000 |

Grouping Information Using Tukey Method and 95.0% Confidence for W@2joint IV

| Name | N | Mean | Grouping |
|------------------------------|---|-------|----------|
| Turdus migratorius (skin) | 1 | 2.040 | A |
| Turdus migratorius (alcohol) | 3 | 1.847 | A |
| Turdus migratorius | 4 | 1.322 | B |

Means that do not share a letter are significantly different.

Name = Turdus migratorius subtracted from:

| Name | Difference of Means | SE of Difference | T-Value | Adjusted P-Value |
|------------------------------|------------------------|---------------------|---------|---------------------|
| Turdus migratorius (alcohol) | 0.5242 | 0.1227 | 4.270 | 0.0181 |
| Turdus migratorius (skin) | 0.7175 | 0.1797 | 3.993 | 0.0235 |

Name = Turdus migratorius (alcohol) subtracted from:

| Name | Difference of Means | SE of Difference | T-Value | Adjusted P-Value |
|---------------------------|------------------------|---------------------|---------|---------------------|
| Turdus migratorius (skin) | 0.1933 | 0.1856 | 1.042 | 0.5855 |

Grouping Information Using Bonferroni Method and 95.0% Confidence for W@3joint
IV

| Name | N | Mean | Grouping |
|------------------------------|---|-------|----------|
| Turdus migratorius (skin) | 1 | 1.750 | A |
| Turdus migratorius (alcohol) | 3 | 1.563 | A |
| Turdus migratorius | 4 | 1.143 | B |

Means that do not share a letter are significantly different.

Name = Turdus migratorius subtracted from:

| Name | Difference of Means | SE of Difference | T-Value | Adjusted P-Value |
|------------------------------|------------------------|---------------------|---------|---------------------|
| Turdus migratorius (alcohol) | 0.4208 | 0.05480 | 7.679 | 0.0018 |
| Turdus migratorius (skin) | 0.6075 | 0.08022 | 7.573 | 0.0019 |

Name = Turdus migratorius (alcohol) subtracted from:

| Name | Difference of Means | SE of Difference | T-Value | Adjusted P-Value |
|---------------------------|------------------------|---------------------|---------|---------------------|
| Turdus migratorius (skin) | 0.1867 | 0.08285 | 2.253 | 0.2220 |

Grouping Information Using Tukey Method and 95.0% Confidence for W@3joint IV

| Name | N | Mean | Grouping |
|------------------------------|---|-------|----------|
| Turdus migratorius (skin) | 1 | 1.750 | A |
| Turdus migratorius (alcohol) | 3 | 1.563 | A |
| Turdus migratorius | 4 | 1.143 | B |

Means that do not share a letter are significantly different.

Name = Turdus migratorius subtracted from:

| Name | Difference of Means | SE of Difference | T-Value | Adjusted P-Value |
|------------------------------|------------------------|---------------------|---------|---------------------|
| Turdus migratorius (alcohol) | 0.4208 | 0.05480 | 7.679 | 0.0014 |
| Turdus migratorius (skin) | 0.6075 | 0.08022 | 7.573 | 0.0015 |

Name = Turdus migratorius (alcohol) subtracted from:

| Name | Difference of Means | SE of Difference | T-Value | Adjusted P-Value |
|---------------------------|------------------------|---------------------|---------|---------------------|
| Turdus migratorius (skin) | 0.1867 | 0.08285 | 2.253 | 0.1543 |

Grouping Information Using Bonferroni Method and 95.0% Confidence for LoPhI,II

| Name | N | Mean | Grouping |
|------------------------------|---|-------|----------|
| Turdus migratorius | 4 | 6.205 | A |
| Turdus migratorius (alcohol) | 3 | 2.840 | B |
| Turdus migratorius (skin) | 1 | 2.780 | B |

Means that do not share a letter are significantly different.

Name = Turdus migratorius subtracted from:

| Name | Difference of Means | SE of Difference | T-Value | Adjusted P-Value |
|------------------------------|------------------------|---------------------|---------|---------------------|
| Turdus migratorius (alcohol) | -3.365 | 0.5704 | -5.899 | 0.0060 |
| Turdus migratorius (skin) | -3.425 | 0.8350 | -4.102 | 0.0280 |

Name = Turdus migratorius (alcohol) subtracted from:

| Name | Difference of Means | SE of Difference | T-Value | Adjusted P-Value |
|---------------------------|------------------------|---------------------|----------|---------------------|
| Turdus migratorius (skin) | -0.06000 | 0.8624 | -0.06958 | 1.000 |

Grouping Information Using Tukey Method and 95.0% Confidence for LoPhI,II

| Name | N | Mean | Grouping |
|------------------------------|---|-------|----------|
| Turdus migratorius | 4 | 6.205 | A |
| Turdus migratorius (alcohol) | 3 | 2.840 | B |
| Turdus migratorius (skin) | 1 | 2.780 | B |

Means that do not share a letter are significantly different.

Name = Turdus migratorius subtracted from:

| Name | Difference of Means | SE of Difference | T-Value | Adjusted P-Value |
|------------------------------|---------------------|------------------|---------|------------------|
| Turdus migratorius (alcohol) | -3.365 | 0.5704 | -5.899 | 0.0046 |
| Turdus migratorius (skin) | -3.425 | 0.8350 | -4.102 | 0.0212 |

Name = Turdus migratorius (alcohol) subtracted from:

| Name | Difference of Means | SE of Difference | T-Value | Adjusted P-Value |
|---------------------------|---------------------|------------------|----------|------------------|
| Turdus migratorius (skin) | -0.06000 | 0.8624 | -0.06958 | 0.9973 |

Grouping Information Using Bonferroni Method and 95.0% Confidence for LoPhII,II

| Name | N | Mean | Grouping |
|------------------------------|---|-------|----------|
| Turdus migratorius (alcohol) | 3 | 7.587 | A |
| Turdus migratorius | 4 | 6.200 | B |
| Turdus migratorius (skin) | 1 | 4.520 | C |

Means that do not share a letter are significantly different.

Name = Turdus migratorius subtracted from:

| Name | Difference of Means | SE of Difference | T-Value | Adjusted P-Value |
|------------------------------|---------------------|------------------|---------|------------------|
| Turdus migratorius (alcohol) | 1.387 | 0.1605 | 8.642 | 0.0010 |
| Turdus migratorius (skin) | -1.680 | 0.2349 | -7.153 | 0.0025 |

Name = Turdus migratorius (alcohol) subtracted from:

| Name | Difference of Means | SE of Difference | T-Value | Adjusted P-Value |
|---------------------------|---------------------|------------------|---------|------------------|
| Turdus migratorius (skin) | -3.067 | 0.2426 | -12.64 | 0.0002 |

Grouping Information Using Tukey Method and 95.0% Confidence for LoPhII,II

| Name | N | Mean | Grouping |
|------------------------------|---|-------|----------|
| Turdus migratorius (alcohol) | 3 | 7.587 | A |
| Turdus migratorius | 4 | 6.200 | B |
| Turdus migratorius (skin) | 1 | 4.520 | C |

Means that do not share a letter are significantly different.

Name = Turdus migratorius subtracted from:

| Name | Difference of Means | SE of Difference | T-Value | Adjusted P-Value |
|------------------------------|---------------------|------------------|---------|------------------|
| Turdus migratorius (alcohol) | 1.387 | 0.1605 | 8.642 | 0.0008 |

Turdus migratorius (skin) -1.680 0.2349 -7.153 0.0019

Name = Turdus migratorius (alcohol) subtracted from:

| Name | Difference of Means | SE of Difference | T-Value | Adjusted P-Value |
|---------------------------|---------------------|------------------|---------|------------------|
| Turdus migratorius (skin) | -3.067 | 0.2426 | -12.64 | 0.0001 |

Grouping Information Using Bonferroni Method and 95.0% Confidence for LoPhI,III

| Name | N | Mean | Grouping |
|------------------------------|---|-------|----------|
| Turdus migratorius | 4 | 6.718 | A |
| Turdus migratorius (skin) | 1 | 2.530 | B |
| Turdus migratorius (alcohol) | 3 | 1.243 | B |

Means that do not share a letter are significantly different.

Name = Turdus migratorius subtracted from:

| Name | Difference of Means | SE of Difference | T-Value | Adjusted P-Value |
|------------------------------|---------------------|------------------|---------|------------------|
| Turdus migratorius (alcohol) | -5.474 | 0.2577 | -21.24 | 0.0000 |
| Turdus migratorius (skin) | -4.188 | 0.3772 | -11.10 | 0.0003 |

Name = Turdus migratorius (alcohol) subtracted from:

| Name | Difference of Means | SE of Difference | T-Value | Adjusted P-Value |
|---------------------------|---------------------|------------------|---------|------------------|
| Turdus migratorius (skin) | 1.287 | 0.3896 | 3.303 | 0.0642 |

Grouping Information Using Tukey Method and 95.0% Confidence for LoPhI,III

| Name | N | Mean | Grouping |
|------------------------------|---|-------|----------|
| Turdus migratorius | 4 | 6.718 | A |
| Turdus migratorius (skin) | 1 | 2.530 | B |
| Turdus migratorius (alcohol) | 3 | 1.243 | C |

Means that do not share a letter are significantly different.

Name = Turdus migratorius subtracted from:

| Name | Difference of Means | SE of Difference | T-Value | Adjusted P-Value |
|------------------------------|---------------------|------------------|---------|------------------|
| Turdus migratorius (alcohol) | -5.474 | 0.2577 | -21.24 | 0.0000 |
| Turdus migratorius (skin) | -4.188 | 0.3772 | -11.10 | 0.0003 |

Name = Turdus migratorius (alcohol) subtracted from:

| Name | Difference of Means | SE of Difference | T-Value | Adjusted P-Value |
|---------------------------|---------------------|------------------|---------|------------------|
| Turdus migratorius (skin) | 1.287 | 0.3896 | 3.303 | 0.0475 |

Grouping Information Using Bonferroni Method and 95.0% Confidence for LoPhII,III

| Name | N | Mean | Grouping |
|--------------------|---|-------|----------|
| Turdus migratorius | 4 | 7.098 | A |

Turdus migratorius (alcohol) 3 5.123 B
 Turdus migratorius (skin) 1 4.230 B

Means that do not share a letter are significantly different.

Name = Turdus migratorius subtracted from:

| Name | Difference of Means | SE of Difference | T-Value | Adjusted P-Value |
|------------------------------|---------------------|------------------|---------|------------------|
| Turdus migratorius (alcohol) | -1.974 | 0.3093 | -6.384 | 0.0042 |
| Turdus migratorius (skin) | -2.868 | 0.4527 | -6.334 | 0.0043 |

Name = Turdus migratorius (alcohol) subtracted from:

| Name | Difference of Means | SE of Difference | T-Value | Adjusted P-Value |
|---------------------------|---------------------|------------------|---------|------------------|
| Turdus migratorius (skin) | -0.8933 | 0.4675 | -1.911 | 0.3429 |

Grouping Information Using Tukey Method and 95.0% Confidence for LoPhII,III

| Name | N | Mean | Grouping |
|------------------------------|---|-------|----------|
| Turdus migratorius | 4 | 7.098 | A |
| Turdus migratorius (alcohol) | 3 | 5.123 | B |
| Turdus migratorius (skin) | 1 | 4.230 | B |

Means that do not share a letter are significantly different.

Name = Turdus migratorius subtracted from:

| Name | Difference of Means | SE of Difference | T-Value | Adjusted P-Value |
|------------------------------|---------------------|------------------|---------|------------------|
| Turdus migratorius (alcohol) | -1.974 | 0.3093 | -6.384 | 0.0033 |
| Turdus migratorius (skin) | -2.868 | 0.4527 | -6.334 | 0.0034 |

Name = Turdus migratorius (alcohol) subtracted from:

| Name | Difference of Means | SE of Difference | T-Value | Adjusted P-Value |
|---------------------------|---------------------|------------------|---------|------------------|
| Turdus migratorius (skin) | -0.8933 | 0.4675 | -1.911 | 0.2299 |

Grouping Information Using Bonferroni Method and 95.0% Confidence for LoPhIII,III

| Name | N | Mean | Grouping |
|------------------------------|---|-------|----------|
| Turdus migratorius (alcohol) | 3 | 9.700 | A |
| Turdus migratorius | 4 | 7.365 | B |
| Turdus migratorius (skin) | 1 | 6.050 | C |

Means that do not share a letter are significantly different.

Name = Turdus migratorius subtracted from:

| Name | Difference of Means | SE of Difference | T-Value | Adjusted P-Value |
|------------------------------|---------------------|------------------|---------|------------------|
| Turdus migratorius (alcohol) | 2.335 | 0.1623 | 14.383 | 0.0001 |
| Turdus migratorius (skin) | -1.315 | 0.2376 | -5.533 | 0.0079 |

Name = Turdus migratorius (alcohol) subtracted from:

| Name | Difference of Means | SE of Difference | T-Value | Adjusted P-Value |
|---------------------------|------------------------|---------------------|---------|---------------------|
| Turdus migratorius (skin) | -3.650 | 0.2454 | -14.87 | 0.0001 |

Grouping Information Using Tukey Method and 95.0% Confidence for LoPhIII,III

| Name | N | Mean | Grouping |
|------------------------------|---|-------|----------|
| Turdus migratorius (alcohol) | 3 | 9.700 | A |
| Turdus migratorius | 4 | 7.365 | B |
| Turdus migratorius (skin) | 1 | 6.050 | C |

Means that do not share a letter are significantly different.

Name = Turdus migratorius subtracted from:

| Name | Difference of Means | SE of Difference | T-Value | Adjusted P-Value |
|------------------------------|------------------------|---------------------|---------|---------------------|
| Turdus migratorius (alcohol) | 2.335 | 0.1623 | 14.383 | 0.0001 |
| Turdus migratorius (skin) | -1.315 | 0.2376 | -5.533 | 0.0061 |

Name = Turdus migratorius (alcohol) subtracted from:

| Name | Difference of Means | SE of Difference | T-Value | Adjusted P-Value |
|---------------------------|------------------------|---------------------|---------|---------------------|
| Turdus migratorius (skin) | -3.650 | 0.2454 | -14.87 | 0.0001 |

Grouping Information Using Bonferroni Method and 95.0% Confidence for LoPhI,IV

| Name | N | Mean | Grouping |
|------------------------------|---|-------|----------|
| Turdus migratorius | 4 | 3.650 | A |
| Turdus migratorius (skin) | 1 | 2.380 | A B |
| Turdus migratorius (alcohol) | 3 | 1.397 | B |

Means that do not share a letter are significantly different.

Name = Turdus migratorius subtracted from:

| Name | Difference of Means | SE of Difference | T-Value | Adjusted P-Value |
|------------------------------|------------------------|---------------------|---------|---------------------|
| Turdus migratorius (alcohol) | -2.253 | 0.3380 | -6.666 | 0.0034 |
| Turdus migratorius (skin) | -1.270 | 0.4948 | -2.566 | 0.1507 |

Name = Turdus migratorius (alcohol) subtracted from:

| Name | Difference of Means | SE of Difference | T-Value | Adjusted P-Value |
|---------------------------|------------------------|---------------------|---------|---------------------|
| Turdus migratorius (skin) | 0.9833 | 0.5111 | 1.924 | 0.3370 |

Grouping Information Using Tukey Method and 95.0% Confidence for LoPhI,IV

| Name | N | Mean | Grouping |
|------------------------------|---|-------|----------|
| Turdus migratorius | 4 | 3.650 | A |
| Turdus migratorius (skin) | 1 | 2.380 | A B |
| Turdus migratorius (alcohol) | 3 | 1.397 | B |

Means that do not share a letter are significantly different.

Name = Turdus migratorius subtracted from:

| Name | Difference of Means | SE of Difference | T-Value | Adjusted P-Value |
|------------------------------|------------------------|---------------------|---------|---------------------|
| Turdus migratorius (alcohol) | -2.253 | 0.3380 | -6.666 | 0.0027 |
| Turdus migratorius (skin) | -1.270 | 0.4948 | -2.566 | 0.1073 |

Name = Turdus migratorius (alcohol) subtracted from:

| Name | Difference of Means | SE of Difference | T-Value | Adjusted P-Value |
|---------------------------|------------------------|---------------------|---------|---------------------|
| Turdus migratorius (skin) | 0.9833 | 0.5111 | 1.924 | 0.2264 |

Grouping Information Using Bonferroni Method and 95.0% Confidence for LoPhII,IV

| Name | N | Mean | Grouping |
|------------------------------|---|-------|----------|
| Turdus migratorius | 4 | 3.893 | A |
| Turdus migratorius (skin) | 1 | 2.570 | A B |
| Turdus migratorius (alcohol) | 3 | 2.377 | B |

Means that do not share a letter are significantly different.

Name = Turdus migratorius subtracted from:

| Name | Difference of Means | SE of Difference | T-Value | Adjusted P-Value |
|------------------------------|------------------------|---------------------|---------|---------------------|
| Turdus migratorius (alcohol) | -1.516 | 0.3569 | -4.247 | 0.0243 |
| Turdus migratorius (skin) | -1.323 | 0.5225 | -2.531 | 0.1574 |

Name = Turdus migratorius (alcohol) subtracted from:

| Name | Difference of Means | SE of Difference | T-Value | Adjusted P-Value |
|---------------------------|------------------------|---------------------|---------|---------------------|
| Turdus migratorius (skin) | 0.1933 | 0.5396 | 0.3583 | 1.000 |

Grouping Information Using Tukey Method and 95.0% Confidence for LoPhII,IV

| Name | N | Mean | Grouping |
|------------------------------|---|-------|----------|
| Turdus migratorius | 4 | 3.893 | A |
| Turdus migratorius (skin) | 1 | 2.570 | A B |
| Turdus migratorius (alcohol) | 3 | 2.377 | B |

Means that do not share a letter are significantly different.

Name = Turdus migratorius subtracted from:

| Name | Difference of Means | SE of Difference | T-Value | Adjusted P-Value |
|------------------------------|------------------------|---------------------|---------|---------------------|
| Turdus migratorius (alcohol) | -1.516 | 0.3569 | -4.247 | 0.0185 |
| Turdus migratorius (skin) | -1.323 | 0.5225 | -2.531 | 0.1118 |

Name = Turdus migratorius (alcohol) subtracted from:

| Name | Difference of Means | SE of Difference | T-Value | Adjusted P-Value |
|---------------------------|------------------------|---------------------|---------|---------------------|
| Turdus migratorius (skin) | 0.1933 | 0.5396 | 0.3583 | 0.9326 |

Grouping Information Using Bonferroni Method and 95.0% Confidence for LoPhIII,IV

| Name | N | Mean | Grouping |
|------------------------------|---|-------|----------|
| Turdus migratorius | 4 | 3.407 | A |
| Turdus migratorius (alcohol) | 3 | 2.617 | A |
| Turdus migratorius (skin) | 1 | 2.560 | A |

Means that do not share a letter are significantly different.

Name = Turdus migratorius subtracted from:

| Name | Difference of Means | SE of Difference | T-Value | Adjusted P-Value |
|------------------------------|---------------------|------------------|---------|------------------|
| Turdus migratorius (alcohol) | -0.7908 | 0.3174 | -2.492 | 0.1652 |
| Turdus migratorius (skin) | -0.8475 | 0.4646 | -1.824 | 0.3832 |

Name = Turdus migratorius (alcohol) subtracted from:

| Name | Difference of Means | SE of Difference | T-Value | Adjusted P-Value |
|---------------------------|---------------------|------------------|---------|------------------|
| Turdus migratorius (skin) | -0.05667 | 0.4799 | -0.1181 | 1.000 |

Grouping Information Using Tukey Method and 95.0% Confidence for LoPhIII,IV

| Name | N | Mean | Grouping |
|------------------------------|---|-------|----------|
| Turdus migratorius | 4 | 3.407 | A |
| Turdus migratorius (alcohol) | 3 | 2.617 | A |
| Turdus migratorius (skin) | 1 | 2.560 | A |

Means that do not share a letter are significantly different.

Name = Turdus migratorius subtracted from:

| Name | Difference of Means | SE of Difference | T-Value | Adjusted P-Value |
|------------------------------|---------------------|------------------|---------|------------------|
| Turdus migratorius (alcohol) | -0.7908 | 0.3174 | -2.492 | 0.1170 |
| Turdus migratorius (skin) | -0.8475 | 0.4646 | -1.824 | 0.2541 |

Name = Turdus migratorius (alcohol) subtracted from:

| Name | Difference of Means | SE of Difference | T-Value | Adjusted P-Value |
|---------------------------|---------------------|------------------|---------|------------------|
| Turdus migratorius (skin) | -0.05667 | 0.4799 | -0.1181 | 0.9924 |

Grouping Information Using Bonferroni Method and 95.0% Confidence for LoPhIV,IV

| Name | N | Mean | Grouping |
|------------------------------|---|-------|----------|
| Turdus migratorius (alcohol) | 3 | 5.670 | A |
| Turdus migratorius | 4 | 3.485 | B |
| Turdus migratorius (skin) | 1 | 3.080 | B |

Means that do not share a letter are significantly different.

Name = Turdus migratorius subtracted from:

| Name | Difference of Means | SE of Difference | T-Value | Adjusted P-Value |
|------------------------------|---------------------|------------------|---------|------------------|
| Turdus migratorius (alcohol) | 2.1850 | 0.4326 | 5.0508 | 0.0118 |

Turdus migratorius (skin) -0.4050 0.6333 -0.6395 1.0000

Name = Turdus migratorius (alcohol) subtracted from:

| Name | Difference of Means | SE of Difference | T-Value | Adjusted P-Value |
|---------------------------|---------------------|------------------|---------|------------------|
| Turdus migratorius (skin) | -2.590 | 0.6540 | -3.960 | 0.0322 |

Grouping Information Using Tukey Method and 95.0% Confidence for LoPhIV,IV

| Name | N | Mean | Grouping |
|------------------------------|---|-------|----------|
| Turdus migratorius (alcohol) | 3 | 5.670 | A |
| Turdus migratorius | 4 | 3.485 | B |
| Turdus migratorius (skin) | 1 | 3.080 | B |

Means that do not share a letter are significantly different.

Name = Turdus migratorius subtracted from:

| Name | Difference of Means | SE of Difference | T-Value | Adjusted P-Value |
|------------------------------|---------------------|------------------|---------|------------------|
| Turdus migratorius (alcohol) | 2.1850 | 0.4326 | 5.0508 | 0.0091 |
| Turdus migratorius (skin) | -0.4050 | 0.6333 | -0.6395 | 0.8060 |

Name = Turdus migratorius (alcohol) subtracted from:

| Name | Difference of Means | SE of Difference | T-Value | Adjusted P-Value |
|---------------------------|---------------------|------------------|---------|------------------|
| Turdus migratorius (skin) | -2.590 | 0.6540 | -3.960 | 0.0243 |

Grouping Information Using Bonferroni Method and 95.0% Confidence for Foot Length

| Name | N | Mean | Grouping |
|------------------------------|---|--------|----------|
| Turdus migratorius (alcohol) | 3 | 23.877 | A |
| Turdus migratorius | 4 | 22.325 | A |
| Turdus migratorius (skin) | 1 | 18.770 | B |

Means that do not share a letter are significantly different.

Name = Turdus migratorius subtracted from:

| Name | Difference of Means | SE of Difference | T-Value | Adjusted P-Value |
|------------------------------|---------------------|------------------|---------|------------------|
| Turdus migratorius (alcohol) | 1.552 | 0.5775 | 2.687 | 0.1304 |
| Turdus migratorius (skin) | -3.555 | 0.8454 | -4.205 | 0.0253 |

Name = Turdus migratorius (alcohol) subtracted from:

| Name | Difference of Means | SE of Difference | T-Value | Adjusted P-Value |
|---------------------------|---------------------|------------------|---------|------------------|
| Turdus migratorius (skin) | -5.107 | 0.8731 | -5.849 | 0.0062 |

Grouping Information Using Tukey Method and 95.0% Confidence for Foot Length

| Name | N | Mean | Grouping |
|------------------------------|---|--------|----------|
| Turdus migratorius (alcohol) | 3 | 23.877 | A |

| | | | |
|---------------------------|---|--------|---|
| Turdus migratorius | 4 | 22.325 | A |
| Turdus migratorius (skin) | 1 | 18.770 | B |

Means that do not share a letter are significantly different.

Name = Turdus migratorius subtracted from:

| Name | Difference of Means | SE of Difference | T-Value | Adjusted P-Value |
|------------------------------|---------------------|------------------|---------|------------------|
| Turdus migratorius (alcohol) | 1.552 | 0.5775 | 2.687 | 0.0936 |
| Turdus migratorius (skin) | -3.555 | 0.8454 | -4.205 | 0.0192 |

Name = Turdus migratorius (alcohol) subtracted from:

| Name | Difference of Means | SE of Difference | T-Value | Adjusted P-Value |
|---------------------------|---------------------|------------------|---------|------------------|
| Turdus migratorius (skin) | -5.107 | 0.8731 | -5.849 | 0.0048 |

Grouping Information Using Bonferroni Method and 95.0% Confidence for Lotmt

| Name | N | Mean | Grouping |
|------------------------------|---|--------|----------|
| Turdus migratorius | 4 | 33.325 | A |
| Turdus migratorius (alcohol) | 3 | 33.213 | A |
| Turdus migratorius (skin) | 1 | 32.800 | A |

Means that do not share a letter are significantly different.

Name = Turdus migratorius subtracted from:

| Name | Difference of Means | SE of Difference | T-Value | Adjusted P-Value |
|------------------------------|---------------------|------------------|---------|------------------|
| Turdus migratorius (alcohol) | -0.1117 | 3.081 | -0.0362 | 1.000 |
| Turdus migratorius (skin) | -0.5250 | 4.510 | -0.1164 | 1.000 |

Name = Turdus migratorius (alcohol) subtracted from:

| Name | Difference of Means | SE of Difference | T-Value | Adjusted P-Value |
|---------------------------|---------------------|------------------|----------|------------------|
| Turdus migratorius (skin) | -0.4133 | 4.658 | -0.08874 | 1.000 |

Grouping Information Using Tukey Method and 95.0% Confidence for Lotmt

| Name | N | Mean | Grouping |
|------------------------------|---|--------|----------|
| Turdus migratorius | 4 | 33.325 | A |
| Turdus migratorius (alcohol) | 3 | 33.213 | A |
| Turdus migratorius (skin) | 1 | 32.800 | A |

Means that do not share a letter are significantly different.

Name = Turdus migratorius subtracted from:

| Name | Difference of Means | SE of Difference | T-Value | Adjusted P-Value |
|------------------------------|---------------------|------------------|---------|------------------|
| Turdus migratorius (alcohol) | -0.1117 | 3.081 | -0.0362 | 0.9993 |
| Turdus migratorius (skin) | -0.5250 | 4.510 | -0.1164 | 0.9926 |

Name = Turdus migratorius (alcohol) subtracted from:

| Name | Difference of Means | SE of Difference | T-Value | Adjusted P-Value |
|---------------------------|------------------------|---------------------|----------|---------------------|
| Turdus migratorius (skin) | -0.4133 | 4.658 | -0.08874 | 0.9957 |

Grouping Information Using Bonferroni Method and 95.0% Confidence for
Wotmt@prox

| Name | N | Mean | Grouping |
|------------------------------|---|-------|----------|
| Turdus migratorius (skin) | 1 | 4.760 | A |
| Turdus migratorius (alcohol) | 3 | 4.267 | A |
| Turdus migratorius | 4 | 4.223 | A |

Means that do not share a letter are significantly different.

Name = Turdus migratorius subtracted from:

| Name | Difference of Means | SE of Difference | T-Value | Adjusted P-Value |
|------------------------------|------------------------|---------------------|---------|---------------------|
| Turdus migratorius (alcohol) | 0.04417 | 0.3083 | 0.1433 | 1.0000 |
| Turdus migratorius (skin) | 0.53750 | 0.4513 | 1.1910 | 0.8614 |

Name = Turdus migratorius (alcohol) subtracted from:

| Name | Difference of Means | SE of Difference | T-Value | Adjusted P-Value |
|---------------------------|------------------------|---------------------|---------|---------------------|
| Turdus migratorius (skin) | 0.4933 | 0.4661 | 1.058 | 1.000 |

Grouping Information Using Tukey Method and 95.0% Confidence for Wotmt@prox

| Name | N | Mean | Grouping |
|------------------------------|---|-------|----------|
| Turdus migratorius (skin) | 1 | 4.760 | A |
| Turdus migratorius (alcohol) | 3 | 4.267 | A |
| Turdus migratorius | 4 | 4.223 | A |

Means that do not share a letter are significantly different.

Name = Turdus migratorius subtracted from:

| Name | Difference of Means | SE of Difference | T-Value | Adjusted P-Value |
|------------------------------|------------------------|---------------------|---------|---------------------|
| Turdus migratorius (alcohol) | 0.04417 | 0.3083 | 0.1433 | 0.9888 |
| Turdus migratorius (skin) | 0.53750 | 0.4513 | 1.1910 | 0.5074 |

Name = Turdus migratorius (alcohol) subtracted from:

| Name | Difference of Means | SE of Difference | T-Value | Adjusted P-Value |
|---------------------------|------------------------|---------------------|---------|---------------------|
| Turdus migratorius (skin) | 0.4933 | 0.4661 | 1.058 | 0.5766 |

Grouping Information Using Bonferroni Method and 95.0% Confidence for
Wotmt@cond

| Name | N | Mean | Grouping |
|------------------------------|---|-------|----------|
| Turdus migratorius (skin) | 1 | 4.500 | A |
| Turdus migratorius (alcohol) | 3 | 4.390 | A |
| Turdus migratorius | 4 | 3.795 | A |

Means that do not share a letter are significantly different.

Name = Turdus migratorius subtracted from:

| Name | Difference of Means | SE of Difference | T-Value | Adjusted P-Value |
|------------------------------|------------------------|---------------------|---------|---------------------|
| Turdus migratorius (alcohol) | 0.5950 | 0.3626 | 1.641 | 0.4851 |
| Turdus migratorius (skin) | 0.7050 | 0.5307 | 1.328 | 0.7244 |

Name = Turdus migratorius (alcohol) subtracted from:

| Name | Difference of Means | SE of Difference | T-Value | Adjusted P-Value |
|---------------------------|------------------------|---------------------|---------|---------------------|
| Turdus migratorius (skin) | 0.1100 | 0.5481 | 0.2007 | 1.000 |

Grouping Information Using Tukey Method and 95.0% Confidence for Wotmt@cond

| Name | N | Mean | Grouping |
|------------------------------|---|-------|----------|
| Turdus migratorius (skin) | 1 | 4.500 | A |
| Turdus migratorius (alcohol) | 3 | 4.390 | A |
| Turdus migratorius | 4 | 3.795 | A |

Means that do not share a letter are significantly different.

Name = Turdus migratorius subtracted from:

| Name | Difference of Means | SE of Difference | T-Value | Adjusted P-Value |
|------------------------------|------------------------|---------------------|---------|---------------------|
| Turdus migratorius (alcohol) | 0.5950 | 0.3626 | 1.641 | 0.3132 |
| Turdus migratorius (skin) | 0.7050 | 0.5307 | 1.328 | 0.4408 |

Name = Turdus migratorius (alcohol) subtracted from:

| Name | Difference of Means | SE of Difference | T-Value | Adjusted P-Value |
|---------------------------|------------------------|---------------------|---------|---------------------|
| Turdus migratorius (skin) | 0.1100 | 0.5481 | 0.2007 | 0.9781 |

Appendix IV

| Number | IVPP V 10918 | IVPP V 6862 | IVPP V 12330 | IVPP V 12374 | IVPP V 12430 | IVPP V 12698 | IVPP V 13353 | IVPP V 127213 |
|--------------|-----------------------|---------------|----------------------|-------------------|--------------------|------------------|-------------------|------------------|
| Genus | <i>Confuciusornis</i> | <i>Gansus</i> | <i>Microraptor z</i> | <i>Jeholornis</i> | <i>Caudipteryx</i> | <i>Sapeornis</i> | <i>Jeholornis</i> | <i>Pedopenna</i> |
| LoDI | 7.76 | 8.73 | 4.58 | N/A | 13.4 | | 9.2 | 7.96 |
| w/claw | N/A | 13.16 | 7.99 | N/A | N/A | | 16.66 | 12.54 |
| LoDII | N/A | 20.66 | 7.95 | 24.67 | 38.11 | | 20.96 | 26.32 |
| w/claw | N/A | 25.01 | 14.17 | 35.78 | 54.79 | | 30.34 | 33.77 |
| LoDIII | N/A | 27.75 | 16.3 | | 52.96 | | 32.8 | 42.69 |
| w/claw | N/A | 32.14 | 20.48 | N/A | 71.61 | | 40.71 | 51.33 |
| LoDIV | N/A | 34.82 | 13.11 | | 31.22 | | 29.98 | N/A |
| w/claw | N/A | 37.6 | 16.83 | N/A | 44.3 | | 37.26 | N/A |
| W@Pjoint II | N/A | N/A | N/A | 4.23 | 8.8 | | 3.59 | N/A |
| W@Pjoint III | N/A | N/A | N/A | 4.85 | 8.14 | | 3.34 | N/A |
| W@Pjoint IV | 2.16 | N/A | N/A | 3.82 | 7.53 | | 3.48 | N/A |
| W@2joint III | N/A | N/A | N/A | 3.22 | 7.11 | | 3.25 | N/A |
| W@2joint IV | N/A | 2.22 | N/A | 3.3 | 6.78 | | 2.98 | N/A |
| W@3joint IV | N/A | 1.83 | N/A | 2.63 | 6.05 | | 2.91 | N/A |
| LoPhI, II | 8.41 | 10.39 | 5.49 | 11.98 | 23.93 | | 10.42 | 13.75 |
| LoPhII, II | N/A | 11.27 | 2.42 | 14.13 | 16.91 | | 11.65 | 13.23 |
| LoPhI, III | 9.05 | 11.73 | 6.89 | 15.14 | 24.87 | | 13.09 | 21.37 |
| LoPhII, III | N/A | 10.6 | 5.1 | 13.25 | 19.75 | | 10.34 | 10.83 |
| LoPhIII, III | N/A | 8.16 | 5.31 | 13.92 | 14.62 | | 9.5 | 9.72 |
| LoPhI, IV | 5.39 | 11.08 | 4.93 | 7.81 | 13.18 | | 10.29 | N/A |
| LoPhII, IV | 7.3 | 8.29 | 4.47 | 8.42 | 9.42 | | 7.24 | N/A |
| LoPhIII, IV | N/A | 8.98 | 2.59 | 7.91 | 8.56 | | 5.61 | N/A |
| LoPhIV, IV | N/A | 7.36 | 3.6 | 12.06 | 7.79 | | 8.69 | N/A |
| WoPhI, II | N/A | N/A | N/A | 2.63 | 7.48 | | 2.14 | N/A |
| WoPhII, II | N/A | N/A | N/A | 2.63 | N/A | | 1.78 | N/A |
| WoPhI, III | N/A | N/A | N/A | 2.88 | 5.11 | | 2.61 | N/A |
| WoPhII, III | N/A | N/A | N/A | 2.29 | 4.33 | | 2.04 | N/A |
| WoPhIII, III | N/A | N/A | N/A | 1.83 | 4.45 | | 1.65 | N/A |
| WoPhI, IV | 2.22 | 1.7 | N/A | 2.89 | 5.96 | | 2.43 | N/A |
| WoPhII, IV | 2.11 | 1.27 | N/A | 2.73 | 6.37 | | 2.09 | N/A |
| WoPhIII, IV | N/A | 1.13 | N/A | 2.21 | 6.01 | | 1.94 | N/A |

| Number | IVPP V 10918 | IVPP V 6862 | IVPP V 12330 | IVPP V 12374 | IVPP V 12430 | IVPP V 12698 | IVPP V 13353 | IVPP V 127213 |
|-------------|-----------------------|---------------|---------------------|-------------------|--------------------|------------------|-------------------|------------------|
| Genus | <i>Confuciusornis</i> | <i>Gansus</i> | <i>Microaptor</i> z | <i>Jeholornis</i> | <i>Caudipteryx</i> | <i>Sapeornis</i> | <i>Jeholornis</i> | <i>Pedopenna</i> |
| WoPhIV, IV | N/A | 1.15 | N/A | 1.65 | 5.49 | | 1.22 | N/A |
| Foot length | N/A | 34.02 | 22.03 | N/A | N/A | | 38.15 | 50.51 |
| LoUng I | N/A | 4.82 | 3.44 | 10.61 | 11.32 | | 9.39 | 4.34 |
| w/sheath | N/A | N/A | N/A | 13.95 | N/A | | 10.79 | N/A |
| LoUng II | N/A | 5.25 | 7.38 | 15.88 | 18.25 | | 12.42 | 12.9 |
| w/sheath | N/A | N/A | 9.24 | 19.27 | N/A | | 14.72 | N/A |
| LoUng III | N/A | 4.75 | 5.84 | 12.09 | 19.69 | | 12.1 | 10.77 |
| w/sheath | N/A | N/A | 8.1 | 16.14 | N/A | | 13.92 | N/A |
| LoUng IV | N/A | 4.52 | 5.31 | 11.7 | 14.07 | | 9.9 | N/A |
| w/sheath | N/A | N/A | 6.7 | 16.06 | N/A | | N/A | N/A |
| Lotmt | 30.05 | 31.87 | 34.5 | 48.89 (est) | 112.92 | 44.58 | 39.6 | 56.96 |
| Lott | N/A | N/A | 67.93 | 96.9 | 192.2 | 83.3 | 78.28 | N/A |
| Lofem | N/A | N/A | 51.92 | 70.5 | 148.91 | 80.26 | 62.3 | N/A |
| Wotmt@prox | N/A | N/A | 5.09 | 11.35 | 34.17 | 12.23 | 12.05 | 8.79 |
| Wotmt@cond | N/A | N/A | 4.35 | N/A | 28.63 | 10.64* | 10.34 | N/A |
| Wott@prox | N/A | N/A | N/A | 10.94 | 24.3 | 13.22 | 13.11 | N/A |
| Wott@mid | N/A | N/A | N/A | 6.71 | 21.72 | 7.84 | 7.26 | 8.98 |
| Wott@cond | N/A | N/A | N/A | 12.84 | 29.83 | 10.98 | 7.46 | N/A |
| Wofem@cond | N/A | N/A | N/A | 10.6 | 26.57 | 8.77 | 9.25 | N/A |
| LoHum | 50.98 | N/A | N/A | 109.41 | 69.64 | 126.39 | 88.03 | N/A |
| LoRad | 45.17 | N/A | 32.24 | 100.94 | 59.06 | 132.1 | 84.2 | N/A |
| LoUln | 41.15 | N/A | 34.54 | 107.85 | 61.09 | 132.19 | 87.28 | N/A |
| LoCarp | 23.56 | N/A | N/A | 57.07 | 27.54 | 61.91 | 40.47 | N/A |
| LoBeak | 22.98 | N/A | N/A | N/A | 49.41 | N/A | N/A | N/A |
| WoBeak | N/A | N/A | N/A | N/A | N/A | N/A | N/A | N/A |

| Number | IVPP V 13275 | IVPP V 13276 | IVPP V 11370 | IVPP V 10919 | IVPP V 13156 | IVPP V 11372 | IVPP V 11795 | IVPP V 9769 |
|--------------|------------------|------------------|-----------------------|-----------------------|-----------------------|-----------------------|-----------------------|--------------------|
| Genus | <i>Sapeornis</i> | <i>Sapeornis</i> | <i>Confuciusornis</i> | <i>Confuciusornis</i> | <i>Confuciusornis</i> | <i>Confuciusornis</i> | <i>Confuciusornis</i> | <i>Cathayornis</i> |
| LoDI | 15.14 | 15.87 | 7.44 | 7.57 | 7.38 | 5.4 | N/A | N/A |
| w/claw | 27.08 | 27.95 | 15.54 | N/A | 15.72 | 9.4 | N/A | N/A |
| LoDII | N/A | 18.09 | 20.25 | 17.63 | 16.44 | 13.6 | 11.06 | N/A |
| w/claw | N/A | 32.75 | 31.67 | 27.26 | 21.19 | 26 | 16.07 | N/A |
| LoDIII | N/A | 33.11 | 25.38 | 25.1 | 23.97 | 21.21 | 14.26 | N/A |
| w/claw | N/A | 41.78 | 33.96 | 35.33 | 36.1 | 28.79 | 20.72 | N/A |
| LoDIV | N/A | N/A | 22.36 | 21.55 | 21.08 | 18.89 | N/A | N/A |
| w/claw | N/A | N/A | 31.3 | 32.89 | 30.52 | 26.32 | N/A | N/A |
| W@Pjoint II | N/A | N/A | 3.68 | N/A | 3.87 | 2.62 | N/A | N/A |
| W@Pjoint III | 4.88 | N/A | 3.16 | N/A | 3.44 | 2.77 | N/A | N/A |
| W@Pjoint IV | N/A | N/A | 3.02 | N/A | 2.93 | 2.13 | N/A | N/A |
| W@2joint III | N/A | N/A | 3.43 | N/A | 2.4 | 2.31 | N/A | N/A |
| W@2joint IV | N/A | N/A | 2.86 | N/A | 2.51 | 2.14 | N/A | N/A |
| W@3joint IV | N/A | N/A | 2.58 | N/A | 2.45 | 2.1 | 1.55 | N/A |
| LoPhI, II | N/A | 7.43 | 9.95 | 10.37 | 7.88 | 6.37 | 4.86 | N/A |
| LoPhII, II | N/A | 11.59 | 10.69 | 6.68 | 10.01 | 7.27 | 6.12 | N/A |
| LoPhI, III | 11.8 | 11.95 | 8.46 | 5.23 | 9.28 | 9.54 | 5.17 | N/A |
| LoPhII, III | 10.59 | 10.75 | 8.04 | 10.18 | 7.68 | 5.73 | 4.85 | N/A |
| LoPhII, III | N/A | 11.46 | 8.25 | 8.32 | 7.78 | 6.49 | 4.84 | N/A |
| LoPhI, IV | 5.34 | N/A | 6.5 | 6.14 | 5.95 | 4.33 | N/A | N/A |
| LoPhII, IV | 6.25 | N/A | 5.25 | 5.58 | 4.24 | 6.12 | N/A | N/A |
| LoPhIII, IV | 6.65 | N/A | 4.78 | 3.92 | 4.34 | 3.55 | 2.95 | N/A |
| LoPhIV, IV | 8.87 | N/A | 6.15 | 6.72 | 6.41 | 5.15 | 4.19 | N/A |
| WoPhI, II | N/A | 2.11 | 2.54 | N/A | 2.81 | 1.48 | N/A | N/A |
| WoPhII, II | N/A | N/A | 2.54 | N/A | 2.37 | 1.4 | N/A | N/A |
| WoPhI, III | 3.12 | N/A | 2.4 | N/A | 2.49 | 1.57 | N/A | N/A |
| WoPhII, III | 2.39 | N/A | 2.29 | N/A | 1.87 | 1.75 | N/A | N/A |
| WoPhIII, III | N/A | N/A | 1.81 | N/A | N/A | 1.44 | N/A | N/A |
| WoPhI, IV | N/A | N/A | 2.35 | N/A | 2.03 | 1.54 | N/A | N/A |
| WoPhII, IV | N/A | N/A | 1.68 | N/A | 1.82 | N/A | N/A | N/A |
| WoPhIII, IV | N/A | N/A | 1.99 | N/A | 1.7 | 1.48 | 1.18 | N/A |

| Number | IVPP V 13275 | IVPP V 13276 | IVPP V 11370 | IVPP V 10919 | IVPP V 13156 | IVPP V 11372 | IVPP V 11795 | IVPP V 9769 |
|-------------|------------------|------------------|-----------------------|-----------------------|-----------------------|-----------------------|-----------------------|--------------------|
| Genus | <i>Sapeornis</i> | <i>Sapeornis</i> | <i>Confuciusornis</i> | <i>Confuciusornis</i> | <i>Confuciusornis</i> | <i>Confuciusornis</i> | <i>Confuciusornis</i> | <i>Cathayornis</i> |
| WoPhIV, IV | N/A | N/A | 1.49 | N/A | 1.13 | 1.24 | 0.88 | N/A |
| Foot length | N/A | 39.51 | 33.27 | 29.2 | 30.26 | 28.23 | N/A | N/A |
| LoUng I | 15.02 | 14.35 | 8.55 | N/A | 9.09 | 7.23 | 6.06 | N/A |
| w/sheath | N/A | 15.98 | 10.09 | N/A | 10.85 | 9.24 | N/A | N/A |
| LoUng II | 13.64 | 11.7 | 10.3 | 12.24 | 13.45 | 8.43 | 6.1 | N/A |
| w/sheath | 16.06 | 15.87 | 16.7 | 14.57 | 18.71 | 12.19 | N/A | N/A |
| LoUng III | 11.33 | 15.77 | 13.35 | 11.34 | 12.02 | 7.63 | 7.52 | N/A |
| w/sheath | N/A | 25.1 | 20.34 | 15.65 | 16.84 | 10.84 | N/A | N/A |
| LoUng IV | 13.44 | N/A | 13.94 | 10.77 | 9.12 | 6.85 | 5.49 | N/A |
| w/sheath | 16.37 | N/A | 17.22 | 13.59 | 14.14 | 9.83 | N/A | N/A |
| Lotmt | 42.64 | 40.69 | 34.43 | 29.82 | 30.42 | N/A | N/A | N/A |
| Lott | 81.82 | 85.46 | 69.85 | N/A | 60.66 | 51.57 | 41.48 | 29.58 |
| Lofem | 70.59 | 72.18 | 58.61 | N/A | 53.41 | 43.97 | 33.73 | 22.91 |
| Wotmt@prox | 11.7 | 11.5 | 9.82 | 7.53 | 7.78 | 6.65 | 5.71 | N/A |
| Wotmt@cond | 12.14 | 9.19 | 7.92 | 7.02 | 9.37 | 6.96 | N/A | N/A |
| Wott@prox | 12.26 | 12.86 | 9.69 | N/A | 8.36 | 7.96 | N/A | 3.47 |
| Wott@mid | 6.79 | N/A | 4.33 | N/A | 5.82 | 3.76 | N/A | 1.79 |
| Wott@cond | 11.69 | N/A | 9.1 | N/A | 7.93 | 6.4 | N/A | N/A |
| Wofem@cond | 15.04 | 11.36 | 9.93 | N/A | 7.94 | N/A | N/A | 3.21 |
| LoHum | 121.97 | 119.57 | 68.46 | N/A | 62.23 | 52.09 | 44.85 | 26.9 |
| LoRad | 118.68 | 121.8 | 54.64 | N/A | 46.96 | 41.92 | 36.03 | 25.93 |
| LoUln | 120.14 | 123.67 | 58.99 | N/A | 55.2 | 43.88 | 40.79 | 27.32 |
| LoCarp | 52.63 | 49.54 | 33.37 | N/A | 30.93 | 27.82 | N/A | 13.5 |
| LoBeak | N/A | N/A | 37.08 | N/A | 35.04 | 35.11 | N/A | N/A |
| WoBeak | N/A | N/A | 12.42 | N/A | 12.16 | 11.21 | N/A | N/A |

| Number | IVPP V 10531 | IVPP V 10530 | IVPP V 10916 | IVPP V 10897 | IVPP V 11794 | IVPP V 14412 | IVPP V 11640 | IVPP V 14533 |
|--------------|-----------------------|-----------------------|----------------------|-------------------------|-----------------------|---------------------|-----------------------|----------------------|
| Genus | <i>Longirostromis</i> | <i>Longchengornis</i> | <i>Eocathayornis</i> | <i>Cuspirostriornis</i> | <i>Confuciusornis</i> | <i>Jinzhouornis</i> | <i>Confuciusornis</i> | <i>Hongshanornis</i> |
| LoDI | N/A | 4.87 | N/A | 4.78 | 6.87 | 5.75 | 6.57 | 4.89 |
| w/claw | N/A | 8.31 | N/A | 10.18 | 13.91 | 11.61 | 15.62 | 7.18 |
| LoDII | N/A | N/A | N/A | | 17.59 | 20.83 | 16.47 | 12.65 |
| w/claw | N/A | N/A | N/A | | 28.66 | 30.23 | 25.12 | 15.82 |
| LoDIII | N/A | | N/A | | 23.68 | 18 | 22.17 | 16.93 |
| w/claw | N/A | N/A | N/A | | 33.94 | 26.25 | 22.81 | 19.67 |
| LoDIV | N/A | N/A | N/A | N/A | 20.9 | 14.51 | 17.45 | 15.95 |
| w/claw | N/A | N/A | N/A | N/A | 29.99 | 21.88 | 22.95 | 18.81 |
| W@Pjoint II | N/A | N/A | N/A | N/A | 3.4 | 1.94 | 3.56 | 1.16 |
| W@Pjoint III | N/A | N/A | N/A | N/A | 3.15 | 2.1 | 3.68 | 1.6 |
| W@Pjoint IV | N/A | N/A | N/A | N/A | 2.69 | 1.67 | 2.89 | 1.39 |
| W@2joint III | N/A | N/A | N/A | N/A | 3.13 | 2.18 | N/A | 1.26 |
| W@2joint IV | N/A | N/A | N/A | N/A | 2.14 | 1.56 | 3.01 | 1.2 |
| W@3joint IV | N/A | N/A | N/A | N/A | 2.55 | 1.68 | N/A | 1.16 |
| LoPhI, II | 7.08? | N/A | N/A | 4.42 | 7.96 | 7.3 | 7.97 | 7.17 |
| LoPhII, II | 5.66? | 3.86? | N/A | 5.51 | 9.46 | 7.28 | 9.92 | 5.13 |
| LoPhI, III | 5.95 | 4.39 | N/A | 5.75 | 9.17 | 7.81 | 9.22 | 6.5 |
| LoPhII, III | 5.08 | 4.33 | N/A | 4.99 | 7.57 | 5.71 | 8.73 | 6 |
| LoPhIII, III | 5.55 | 5.29 | N/A | 5.49 | 7.54 | 6.74 | 7.83 | 4.99 |
| LoPhI, IV | 3.76 | 4.15 | N/A | 2.92? | 5.86 | 4.68 | 6.19 | 4.9 |
| LoPhII, IV | N/A | 3.94 | N/A | N/A | 4.64 | 3.85 | 4.99 | 4.27 |
| LoPhIII, IV | N/A | N/A | N/A | N/A | 4.89 | 3.69 | 4.59 | 3.88 |
| LoPhIV, IV | N/A | N/A | N/A | N/A | 5.71 | 5.65 | 6.05 | 3.92 |
| WoPhI, II | N/A | N/A | N/A | N/A | 1.82 | 1.15 | 2.37 | 0.71 |
| WoPhII, II | N/A | N/A | N/A | 1.14 | N/A | 1.11 | N/A | N/A |
| WoPhI, III | 1.02 | N/A | N/A | 0.85 | 2.49 | 1.13 | N/A | 0.9 |
| WoPhII, III | 0.92 | N/A | N/A | N/A | 2.07 | 1.3 | 2.01 | 0.74 |
| WoPhIII, III | N/A | N/A | N/A | 0.68 | 1.54 | 1 | N/A | N/A |
| WoPhI, IV | 0.67 | 1.13 | N/A | N/A | 1.78 | 1.06 | 1.96 | 0.86 |
| WoPhII, IV | N/A | 0.73 | N/A | N/A | 1.62 | 1.28 | 1.75 | 0.77 |
| WoPhIII, IV | N/A | N/A | N/A | N/A | 1.72 | 1.14 | N/A | 0.79 |

| Number | IVPP V 10531 | IVPP V 10530 | IVPP V 10916 | IVPP V 10897 | IVPP V 11794 | IVPP V 14412 | IVPP V 11640 | IVPP V 14533 |
|-------------|-----------------------|-----------------------|----------------------|-------------------------|-----------------------|---------------------|-----------------------|----------------------|
| Genus | <i>Longirostromis</i> | <i>Longchengornis</i> | <i>Eocathayornis</i> | <i>Cuspirostriornis</i> | <i>Confuciusornis</i> | <i>Jinzhouornis</i> | <i>Confuciusornis</i> | <i>Hongshanornis</i> |
| WoPhIV, IV | N/A | N/A | N/A | N/A | 1.27 | 0.87 | N/A | N/A |
| Foot length | N/A | N/A | N/A | N/A | 30.1 | 26.53 | 33.15 | 19.24 |
| LoUng I | 4.45 | 6 | N/A | 6.2 | 8.78 | 5.53 | 10.81 | 2.87 |
| w/sheath | N/A | N/A | N/A | 7.11 | 11.34 | N/A | N/A | N/A |
| LoUng II | 5.89 | 6.02 | N/A | 6.26 | 13.6 | 6.92 | 11.64 | 3.75 |
| w/sheath | 6.39 | N/A | N/A | 7.7 | 18.28 | N/A | 15.95 | N/A |
| LoUng III | 6.24 | 5.12 | N/A | 5.6 | 9.67 | 7.96 | 12.83 | 4.25 |
| w/sheath | 8.5 | 7.38 | N/A | 7.21 | N/A | N/A | 15.56 | N/A |
| LoUng IV | 4.63 | N/A | N/A | 4.49 | 9.88 | 7.11 | 10.11 | 2.93 |
| w/sheath | 5.84 | N/A | N/A | 5.68 | 14.13 | N/A | 13.8 | N/A |
| Lotmt | 18.64 | 17.84 | N/A | 18.67 | 30.18 | 26.69 | 31.14 | 20.59 |
| Lott | 32.3 | 31.63 | N/A | 32.23 | 65.81 | 45.47 | 63.98 | 38 |
| Lofem | 27.66 | 20.85 | N/A | 26.69 | 55.22 | 36.35 | 55.25 | 21.67 |
| Wotmt@prox | 3.93 | 3.62 | N/A | 3.88 | 8.24 | 5.46 | 8.05 | 3.94 |
| Wotmt@cond | 4.61 | 3.15 | N/A | 4.47 | 7.78 | 5.61 | 9.22 | 4.79 |
| Wott@prox | 4.4 | 3.28 | N/A | 3.91 | 9.14 | 5.72 | 10.18 | 3.71 |
| Wott@mid | 1.98 | 2.2 | N/A | N/A | 6.01 | N/A | 5.64 | 1.88 |
| Wott@cond | 4.31 | 2.93 | N/A | 4.3 | 7.41 | 5.86 | 10.55 | 3.52 |
| Wofem@cond | 3.21 | N/A | N/A | 3.74 | N/A | N/A | 8.22 | N/A |
| LoHum | 28.23 | 31.95 | 23.35 | 29.28 | N/A | 45.95 | 64.29 | 26.68 |
| LoRad | N/A | 27.64 | 23.86 | 28.9 | 53.7 | N/A | 54.26 | 23.13 |
| LoUln | N/A | 30.31 | 25.7 | 30.68 | 54.56 | N/A | 54.93 | 26.13 |
| LoCarp | N/A | 13.81 | 9.72 | 13.6 | 33.58 | N/A | 30.53 | 13.74 |
| LoBeak | 13.47 | N/A | N/A | N/A | N/A | 19.12 | 31.67 | 14.12 |
| WoBeak | 5.03 | N/A | N/A | N/A | N/A | N/A | 12.09 | N/A |

| Number | IVPP V 15900 | IVPP V 13313 | IVPP V 9934 | IVPP V 11537 | IVPP V 10896 | IVPP V 10904 | IVPP V 17972 | IVPP V 13358 |
|--------------|------------------------|-----------------------|-------------------|----------------------|--------------------|--------------------|------------------------|-----------------|
| Genus | <i>Zhangjiangornis</i> | <i>Confuciusornis</i> | <i>Chaoyangia</i> | <i>Eoenantiornis</i> | <i>Cathayornis</i> | <i>Cathayornis</i> | <i>Microraptor gui</i> | <i>Yanornis</i> |
| LoDI | 7.52 | N/A | N/A | 4.62 | 4.57 | N/A | N/A | 7.86 |
| w/claw | 11.46 | N/A | N/A | N/A | 7.82 | N/A | N/A | 12.39 |
| LoDII | 14.26 | 13.76 | N/A | 8.88 | N/A | N/A | 17.42 | 19.89 |
| w/claw | 19.59 | 20.57 | N/A | N/A | N/A | N/A | 31.52 | N/A |
| LoDIII | 22.33 | 19.26 | N/A | N/A | N/A | N/A | 33.79 | 30.67 |
| w/claw | 26.93 | 27.21 | N/A | N/A | N/A | N/A | 45.12 | 36.17 |
| LoDIV | 23.14 | 17.37 | N/A | N/A | N/A | N/A | 33.99 | 26.46 |
| w/claw | 27.94 | 22.72 | N/A | N/A | N/A | N/A | 40.76 | 30.3 |
| W@Pjoint II | 2.28 | 2.54 | N/A | 1.72 | N/A | N/A | N/A | N/A |
| W@Pjoint III | 2.15 | 2.18 | N/A | N/A | N/A | N/A | N/A | N/A |
| W@Pjoint IV | 2.53 | 1.79 | N/A | N/A | N/A | N/A | N/A | 2.88 |
| W@2joint III | 2.4 | 2.17 | N/A | N/A | N/A | N/A | N/A | N/A |
| W@2joint IV | N/A | 1.75 | N/A | N/A | N/A | N/A | N/A | 2.67 |
| W@3joint IV | N/A | 1.99 | N/A | N/A | N/A | N/A | N/A | 2.44 |
| LoPhI, II | 9.25 | 6.88 | N/A | 3.93 | N/A | N/A | 7.72 | 12.41 |
| LoPhII, II | 7.43 | 7.82 | N/A | 5.02 | N/A | N/A | 10.14 | 11.63 |
| LoPhI, III | 7.39 | 6.72 | N/A | 3.57 | N/A | N/A | 13.73 | 13.12 |
| LoPhII, III | 9.19 | 6.02 | N/A | N/A | N/A | N/A | 11.39 | 9.64 |
| LoPhIII, III | 9.14 | 6.21 | N/A | N/A | N/A | N/A | 9.57 | 9.87 |
| LoPhI, IV | 6.53 | 5.38 | N/A | N/A | N/A | N/A | 10.93 | 9.44 |
| LoPhII, IV | 4.6 | 3.38 | N/A | N/A | N/A | N/A | 9.92 | 7.51 |
| LoPhIII, IV | 5.65 | 3.74 | N/A | 2.28 | N/A | N/A | 7.75 | 6.75 |
| LoPhIV, IV | 5.73 | 5.42 | N/A | 2.89 | N/A | N/A | 5.57 | 6.19 |
| WoPhI, II | 1.62 | 1.35 | N/A | 0.85 | N/A | N/A | N/A | 1.59 |
| WoPhII, II | 1.34 | N/A | N/A | N/A | N/A | N/A | N/A | N/A |
| WoPhI, III | 1.84 | 1.27 | N/A | N/A | N/A | N/A | N/A | N/A |
| WoPhII, III | 1.55 | 1.44 | N/A | N/A | N/A | N/A | N/A | N/A |
| WoPhIII, III | 1.36 | 1.16 | N/A | N/A | N/A | N/A | N/A | N/A |
| WoPhI, IV | 1.5 | 1.26 | N/A | N/A | N/A | N/A | N/A | N/A |
| WoPhII, IV | 1.57 | 1.15 | N/A | N/A | N/A | N/A | N/A | N/A |
| WoPhIII, IV | N/A | 1.15 | N/A | 2.48 | N/A | N/A | N/A | 1.58 |

| Number | IVPP V 15900 | IVPP V 13313 | IVPP V 9934 | IVPP V 11537 | IVPP V 10896 | IVPP V 10904 | IVPP V 17972 | IVPP V 13358 |
|-------------|------------------------|-----------------------|-------------------|----------------------|--------------------|--------------------|----------------------|-----------------|
| Genus | <i>Zhangjiangornis</i> | <i>Confuciusornis</i> | <i>Chaoyangia</i> | <i>Eoenantiornis</i> | <i>Cathayornis</i> | <i>Cathayornis</i> | <i>Microraptor g</i> | <i>Yanornis</i> |
| WoPhIV, IV | N/A | N/A | N/A | N/A | N/A | N/A | N/A | 1.62 |
| Foot length | 25.77 | 26.12 | N/A | N/A | N/A | N/A | 39.15 | 37.51 |
| LoUng I | 8.04 | N/A | N/A | 4.98 | 6.81 | N/A | N/A | 4.24 |
| w/sheath | N/A | N/A | N/A | N/A | N/A | N/A | N/A | N/A |
| LoUng II | 9.72 | 8.23 | N/A | 5.84 | N/A | N/A | 22.9 | 8.71 |
| w/sheath | N/A | N/A | N/A | 7 | N/A | N/A | N/A | N/A |
| LoUng III | 8.17 | 8.61 | N/A | N/A | N/A | N/A | 14.8 | 8.08 |
| w/sheath | N/A | N/A | N/A | N/A | N/A | N/A | N/A | N/A |
| LoUng IV | 9.21 | 6.64 | N/A | 4.6 | N/A | N/A | 13.36 | 5.73 |
| w/sheath | N/A | N/A | N/A | N/A | N/A | N/A | N/A | N/A |
| Lotmt | 27.73 | 21.53 | N/A | 19.67 | 16.65 | 17.8 | 69.41 | 37.08 |
| Lott | 63.47 | 51.96 | N/A | 32.26 | 33.67 | 33.55 | 141.64 | 70.79 |
| Lofem | 45.89 | 44.1 | 43.93 | 26.61 | N/A | N/A | N/A | 57.66 |
| Wotmt@prox | 8.03 | 7.35 | N/A | 4.59 | 4.19 | 3.41 | 13.22 | 7.84 |
| Wotmt@cond | 7.07 | 5.52 | N/A | 3.85 | 4.08 | 3.57 | 11.41 | 6.84 |
| Wott@prox | 9.84 | 5.95 | 9.75 | 4.76 | 3.57 | 5.16 | 12.14 | 11.58 |
| Wott@mid | 5.42 | 4.2 | 3.47 | 1.88 | 2.14 | 2.29 | 6.64 | N/A |
| Wott@cond | 8.22 | 7.16 | N/A | N/A | 3.87 | 3.24 | N/A | 8.39 |
| Wofem@cond | N/A | 7.18 | 6.41 | N/A | N/A | N/A | N/A | N/A |
| LoHum | 71.31 | 54.2 | N/A | 28.98 | 30.36 | N/A | 87.9 | 75.3 |
| LoRad | 74.43 | 43.39 | N/A | 29.12 | 27.94 | N/A | 76.31 | 67.56 |
| LoUln | 74.83 | 46.36 | N/A | 31.71 | 31.04 | N/A | 79.13 | 74.62 |
| LoCarp | 31.85 | 28.1 | N/A | 10.13 | 12.7 | N/A | 42.73 | 34.52 |
| LoBeak | 27.99 | 21.82 | N/A | N/A | N/A | N/A | N/A | 25.28 |
| WoBeak | 5.46 | N/A | N/A | N/A | N/A | N/A | N/A | N/A |

| Number | IVPP V 9770 | IVPP V 13259 | IVPP V 12631 | IVPP V 11303 | IVPP V 13476 | IVPP V 12444 | IVPP V 15471 | IVPP V13352 |
|--------------|------------------|-----------------|--------------------|----------------------|----------------------|-----------------|----------------------|------------------------|
| Genus | <i>Boluochia</i> | <i>Yanornis</i> | <i>Yixianornis</i> | <i>Liaoningornis</i> | <i>Microraptor g</i> | <i>Yanornis</i> | <i>Epidexipteryx</i> | <i>Microraptor gui</i> |
| LoDI | N/A | 9.73 | 7.78 | 5.47 | N/A | 8.83 | 6.74 | N/A |
| w/claw | N/A | 15.1 | 12.86 | N/A | N/A | N/A | N/A | N/A |
| LoDII | N/A | | 21.21 | 10.34 | 17.99 | | N/A | 18.9 |
| w/claw | N/A | N/A | 29.07 | N/A | 32.9 | N/A | N/A | 29.9 |
| LoDIII | N/A | 34.34 | 33.76 | | 32.18 | | N/A | 32 |
| w/claw | N/A | N/A | 39.8 | N/A | 42.14 | N/A | N/A | N/A |
| LoDIV | N/A | | 27.66 | | N/A | | N/A | 23.58 |
| w/claw | N/A | N/A | 32.5 | N/A | N/A | N/A | N/A | N/A |
| W@Pjoint II | N/A | 2.83 | 2.31 | N/A | N/A | 2.92 | N/A | N/A |
| W@Pjoint III | N/A | 3.88 | 1.69 | N/A | N/A | N/A | N/A | N/A |
| W@Pjoint IV | N/A | 3.55 | 1.89 | N/A | N/A | 3.59 | N/A | N/A |
| W@2joint III | N/A | 3.46 | N/A | N/A | N/A | N/A | N/A | N/A |
| W@2joint IV | N/A | 2.77 | 1.89 | N/A | N/A | 3.17 | N/A | N/A |
| W@3joint IV | N/A | 3.02 | 1.54 | N/A | N/A | N/A | N/A | 2.02 |
| LoPhI, II | N/A | 13.24 | 11.7 | 4.96 | 9.55 | 14.05 | N/A | 9.39 |
| LoPhII, II | N/A | 12 | 9.33 | 5.25 | 7.88 | 11.57 | N/A | 9.62 |
| LoPhI, III | N/A | 14.9 | 11.56 | 6.13 | 13.7 | 14.69 | N/A | 13.63 |
| LoPhII, III | N/A | 10.08 | 9.14 | 5.58 | 9.45 | 11.29 | N/A | 10.09 |
| LoPhIII, III | N/A | 9.97 | 9.24 | 5.85 | 9.31 | 10.34 | N/A | 8.29 |
| LoPhI, IV | N/A | 9.75 | 7.26 | 3.17 | N/A | 11.4 | N/A | 11.32 |
| LoPhII, IV | N/A | 8.07 | 6.18 | 3.07 | 7.31 | 7.78 | N/A | 7.6 |
| LoPhIII, IV | N/A | 6.58 | 5.74 | 2.85 | N/A | 7.28 | N/A | 6.08 |
| LoPhIV, IV | N/A | 7.39 | 6.39 | N/A | 7.38 | 8.03 | N/A | 6.72 |
| WoPhI, II | N/A | 2.21 | 1.27 | N/A | 6.08 | 2.17 | N/A | N/A |
| WoPhII, II | N/A | 1.87 | 0.83 | N/A | 6.96 | N/A | N/A | N/A |
| WoPhI, III | N/A | 1.49 | 1.68 | N/A | N/A | N/A | N/A | N/A |
| WoPhII, III | N/A | 2.44 | 1.5 | N/A | N/A | N/A | N/A | 2.43 |
| WoPhIII, III | N/A | 2.06 | 0.82 | N/A | N/A | N/A | N/A | N/A |
| WoPhI, IV | N/A | 2.54 | 1.1 | N/A | N/A | N/A | N/A | N/A |
| WoPhII, IV | N/A | 1.93 | 1.49 | N/A | N/A | N/A | N/A | 2.36 |
| WoPhIII, IV | N/A | 1.81 | 0.94 | N/A | N/A | 1.78 | N/A | 2.22 |

| Number | IVPP V 9770 | IVPP V 13259 | IVPP V 12631 | IVPP V 11303 | IVPP V 13476 | IVPP V 12444 | IVPP V 15471 | IVPP V13352 |
|-------------|------------------|-----------------|--------------------|----------------------|----------------------|-----------------|----------------------|------------------------|
| Genus | <i>Boluochia</i> | <i>Yanornis</i> | <i>Yixianornis</i> | <i>Liaoningornis</i> | <i>Microraptor g</i> | <i>Yanornis</i> | <i>Epidexipteryx</i> | <i>Microraptor gui</i> |
| WoPhIV, IV | N/A | 1.55 | 0.79 | N/A | N/A | 1.63 | N/A | 1.77 |
| Foot length | N/A | 45.68 | 38.37 | N/A | 39.23 | N/A | N/A | N/A |
| LoUng I | N/A | 6.41 | 5.47 | 4.58 | 6.62 | N/A | N/A | N/A |
| w/sheath | N/A | N/A | N/A | N/A | 8.71 | N/A | N/A | N/A |
| LoUng II | N/A | 7.53 | 6.19 | 4.96 | 17.75 | 6.75 | N/A | 18.81 |
| w/sheath | N/A | N/A | N/A | N/A | 20.91 | N/A | N/A | N/A |
| LoUng III | N/A | 7.66 | 6.43 | 5.2 | 13.01 | 7.91 | N/A | N/A |
| w/sheath | N/A | N/A | N/A | N/A | 16.76 | N/A | N/A | N/A |
| LoUng IV | N/A | 6.51 | 4.72 | 3.96 | 11.72 | 5.8 | N/A | N/A |
| w/sheath | N/A | N/A | N/A | N/A | 15.06 | N/A | N/A | N/A |
| Lotmt | 17.41 | 37.73 | 26.85 | 15.44 | 61.68 | 38.5 | 28.73 | 70.11 |
| Lott | 36.88 | 69.76 | 53.77 | 32.83 | N/A | 77.39 | 63.77 | 126.18 |
| Lofem | N/A | 49.87 | 40.87 | 26.6 | N/A | 57.09 | 45.08 | 85.44 |
| Wotmt@prox | 4 | 9.35 | 6.44 | 3.59 | 10.81 | 7.32 | 5.64 | N/A |
| Wotmt@cond | 4.25 | 8.06 | 6.11 | 3.76 | N/A | 10.17 | N/A | 10.73 |
| Wott@prox | 4.68 | 10.85 | 7.59 | 4.83 | N/A | 11.94 | 10.32 | 9.69 |
| Wott@mid | N/A | 4.82 | 3.77 | 2.21 | N/A | N/A | 4.7 | 6.35 |
| Wott@cond | 3.65 | 7.8 | 6.36 | 4.07 | 12.22 | N/A | 8.54 | N/A |
| Wofem@cond | N/A | N/A | N/A | N/A | N/A | N/A | N/A | N/A |
| LoHum | N/A | 68.44 | 49.7 | N/A | N/A | 73.52 | 50.7 | 73.1 |
| LoRad | N/A | 72.57 | 48.15 | N/A | N/A | 72.3 | N/A | 71.1 |
| LoUln | N/A | 76.02 | 50.15 | N/A | N/A | 76.25 | N/A | 71.5 |
| LoCarp | N/A | 35.37 | 25.34 | N/A | N/A | 36.38 | N/A | 45.5 |
| LoBeak | N/A | N/A | 20.28 | N/A | N/A | N/A | N/A | N/A |
| WoBeak | N/A | N/A | 5.09 | N/A | N/A | N/A | N/A | N/A |

| Number | IVPP V 13350 | IVPP V 13396 | IVPP V 10996 | IVPP V 12811 | IVPP V 11374 | IVPP V 11375 | IVPP V 11553 | N/A |
|--------------|-------------------|------------------|-----------------|-------------------------|-----------------------|-----------------------|-----------------------|---------------|
| Genus | <i>Jeholornis</i> | <i>Sapeornis</i> | <i>Yanornis</i> | <i>Sinornithosaurus</i> | <i>Confuciusornis</i> | <i>Confuciusornis</i> | <i>Confuciusornis</i> | <i>Gansus</i> |
| LoDI | 8.88 | 11.94 | N/A | 11.05 | 5.66 | 5.57 | 3.59 | N/A |
| w/claw | 13.81 | 21.26 | N/A | N/A | 12.63 | 13.27 | 7.53 | N/A |
| LoDII | 19.44 | 17.03 | 24.02 | | 13.57 | 14.18 | 11.43 | N/A |
| w/claw | 27.8 | 27.13 | N/A | N/A | 20.93 | 25.34 | 16.57 | N/A |
| LoDIII | 30.94 | 28.22 | N/A | 54.65 | 20.27 | 19.22 | 14.98 | N/A |
| w/claw | 37.63 | 37.21 | N/A | 69.18 | 23.21 | 32.19 | 20.59 | N/A |
| LoDIV | 28.71 | 22.35 | N/A | 49.89 | 18.6 | 17.86 | 11.99 | N/A |
| w/claw | 33.89 | 32.27 | N/A | 65.25 | 20.22 | 27.59 | 17.26 | N/A |
| W@Pjoint II | 2.29 | 2.15 | 13.95 | N/A | 2.48 | 2.49 | N/A | N/A |
| W@Pjoint III | N/A | 3.23 | 10.17 | N/A | 2.77 | 2.52 | 1.39 | N/A |
| W@Pjoint IV | N/A | N/A | N/A | N/A | 2.1 | 2.21 | 1.35 | N/A |
| W@2joint III | N/A | N/A | N/A | N/A | N/A | 2.58 | 1.5 | N/A |
| W@2joint IV | N/A | N/A | N/A | N/A | 2.31 | 1.93 | 1.16 | N/A |
| W@3joint IV | N/A | N/A | N/A | N/A | 1.8 | N/A | N/A | N/A |
| LoPhI, II | 9.12 | 9.14 | N/A | 14.6 | 6.7 | 6.86 | 6.07 | 14.78 |
| LoPhII, II | 10.32 | 9.94 | N/A | 16.66 | 8.4 | 8.43 | 6.08 | N/A |
| LoPhI, III | 11.07 | 10.83 | N/A | 24.4 | 8.29 | 7.5 | 5.16 | 12.52 |
| LoPhII, III | 10.24 | 8.58 | N/A | 16.33 | 6.66 | 6.3 | 4.88 | N/A |
| LoPhIII, III | 10.91 | 9.2 | N/A | 16.04 | 6.77 | 7.35 | 5.43 | N/A |
| LoPhI, IV | 9.49 | 7.02 | N/A | 19.12 | 5.24 | 4.51 | 4.14 | N/A |
| LoPhII, IV | 6.5 | 4.92 | N/A | 13.25 | 4.31 | 4.31 | 2.25 | N/A |
| LoPhIII, IV | 4.95 | 5.31 | N/A | 10.15 | 4 | 4.39 | 2.3 | N/A |
| LoPhIV, IV | 7.57 | 7.22 | N/A | 10.11 | 5.65 | 6.01 | 4.08 | N/A |
| WoPhI, II | 2.17 | 1.6 | 2.03 | 4.38 | 1.95 | 2.17 | N/A | N/A |
| WoPhII, II | 1.86 | 1.08 | N/A | N/A | N/A | 1.69 | N/A | N/A |
| WoPhI, III | 2.19 | 2.51 | N/A | N/A | 2.12 | 2.33 | 1.15 | N/A |
| WoPhII, III | N/A | 1.99 | N/A | N/A | N/A | 1.95 | 1.17 | N/A |
| WoPhIII, III | N/A | N/A | N/A | N/A | N/A | 1.7 | 0.72 | N/A |
| WoPhI, IV | N/A | N/A | N/A | N/A | N/A | 1.63 | 1.16 | N/A |
| WoPhII, IV | N/A | N/A | N/A | N/A | 1.57 | 1.55 | 1.14 | N/A |
| WoPhIII, IV | N/A | N/A | N/A | N/A | 1.71 | 1.49 | 1.07 | N/A |

| | | | | | | | | |
|-------------|-------------------|------------------|-----------------|-------------------------|-----------------------|-----------------------|-----------------------|---------------|
| Number | IVPP V 13350 | IVPP V 13396 | IVPP V 10996 | IVPP V 12811 | IVPP V 11374 | IVPP V 11375 | IVPP V 11553 | N/A |
| Genus | <i>Jeholornis</i> | <i>Sapeornis</i> | <i>Yanornis</i> | <i>Sinornithosaurus</i> | <i>Confuciusornis</i> | <i>Confuciusornis</i> | <i>Confuciusornis</i> | <i>Gansus</i> |
| WoPhIV, IV | N/A | N/A | N/A | N/A | 1.13 | 1.45 | N/A | N/A |
| Foot length | 42.78 | 35.54 | N/A | N/A | 21.18 | 28.2 | 19.04 | N/A |
| LoUng I | 7.41 | 10.22 | N/A | 10.95 | 7.7 | 6.67 | 5.24 | N/A |
| w/sheath | 8.8 | 13.03 | N/A | N/A | N/A | 9.43 | 5.8 | N/A |
| LoUng II | 11.37 | 8.98 | N/A | N/A | 8.2 | 8.68 | 6.15 | N/A |
| w/sheath | 12.47 | 12.65 | N/A | N/A | 11.65 | 12.02 | N/A | N/A |
| LoUng III | 11.4 | 9.26 | N/A | 16.75 | 9.74 | 8.58 | 6.26 | N/A |
| w/sheath | 11.74 | 13.39 | N/A | N/A | 12.72 | 12.1 | N/A | N/A |
| LoUng IV | 10.83 | 8.1 | N/A | 15.65 | 8.7 | 8.36 | 5.71 | N/A |
| w/sheath | 11.62 | 12.7 | N/A | N/A | 11.45 | 12.18 | N/A | N/A |
| Lotmt | 37.61 | 32.32 | 29.16 | 93.99 | 26.11 | 26.22 | 20.01 | 31.02 |
| Lott | 69.61 | 65.7 | 75.4 | N/A | 54.08 | 53.94 | 40.48 | N/A |
| Lofem | 58.38 | 55.31 | 57.4 | N/A | 46.47 | 45.69 | 32.01 | N/A |
| Wotmt@prox | 9.28 | 9.64 | 8.41 | 20.53 | 7.03 | 7.04 | 5.39 | 5.95 |
| Wotmt@cond | 9.73 | 8.61 | 9.22 | N/A | 7.84 | 7.52 | 5.42 | 5.99 |
| Wott@prox | 9.92 | 9.82 | 10.71 | 13.73 | 7.25 | 8.81 | N/A | N/A |
| Wott@mid | 5.72 | 6.28 | 4.71 | N/A | 4.87 | 5.44 | 2.75 | N/A |
| Wott@cond | 9.85 | 8.91 | 7.69 | 15.43 | 8.01 | 6.69 | 4.77 | N/A |
| Wofem@cond | N/A | N/A | N/A | N/A | 6.95 | 7.46 | N/A | N/A |
| LoHum | N/A | 91.07 | 76.08 | N/A | 53.19 | 52.63 | 41.67 | N/A |
| LoRad | N/A | 87.55 | 76.95 | N/A | 45.68 | 45.79 | 36.7 | N/A |
| LoUln | N/A | 88.54 | 79.49 | N/A | 45.63 | 44.87 | 35.44 | N/A |
| LoCarp | N/A | 38.73 | 38.78 | N/A | 24.9 | 20.43 | 19.08 | N/A |
| LoBeak | 28.34 | N/A | N/A | N/A | 21.5 | 28.99 | 16.07 | N/A |
| WoBeak | N/A | N/A | N/A | N/A | N/A | N/A | N/A | N/A |

| Number | IVPP V 15074 | IVPP V 15080 | IVPP V 15084 | IVPP V 15083 | IVPP V 15077 | N/A Cast | IVPP V 11307 | IVPP V 13175A |
|--------------|---------------|---------------|---------------|---------------|---------------|---------------|-----------------------|-----------------------|
| Genus | <i>Gansus</i> | <i>Gansus</i> | <i>Gansus</i> | <i>Gansus</i> | <i>Gansus</i> | <i>Gansus</i> | <i>Confucuisornis</i> | <i>Confucuisornis</i> |
| LoDI | 6.5 | 8.23 | 6.92 | 6.64 | 8.07 | 7.38 | 4.02 | 6.34 |
| w/claw | N/A | 12.51 | 11.33 | 9.83 | 1.77 | 11.32 | 9.71 | 12.52 |
| LoDII | 19.47 | 24.94 | 20.23 | 21.62 | N/A | 27.35 | 11.39 | 19.08 |
| w/claw | N/A | 29.44 | 23.24 | N/A | N/A | N/A | 16.84 | N/A |
| LoDIII | N/A | N/A | 26.11 | 27.78 | N/A | 32.55 | 15.33 | 24.79 |
| w/claw | N/A | N/A | 30.16 | N/A | N/A | N/A | 20.43 | N/A |
| LoDIV | 28.43 | N/A | 23.55 | 30.41 | N/A | 38.3 | 13.52 | 23.04 |
| w/claw | N/A | N/A | 26.88 | N/A | N/A | N/A | 18.2 | N/A |
| W@Pjoint II | 1.87 | 2.17 | N/A | N/A | 2.47 | 2.16 | 2.16 | 3.28 |
| W@Pjoint III | N/A | 3.49 | N/A | N/A | N/A | N/A | 2.07 | 3.23 |
| W@Pjoint IV | 2.01 | 2.07 | N/A | N/A | N/A | N/A | 1.9 | N/A |
| W@2joint III | 1.95 | N/A | N/A | N/A | N/A | 2.01 | 1.94 | 2.6 |
| W@2joint IV | 1.93 | N/A | 1.71 | N/A | N/A | 1.51 | 1.73 | 2.17 |
| W@3joint IV | 1.45 | N/A | 1.7 | N/A | N/A | 1.78 | 1.69 | 2.37 |
| LoPhI, II | 11.77 | 13.64 | 9.53 | 11.53 | 13.96 | 14.59 | 5.21 | 8.44 |
| LoPhII, II | 8.12 | 12.06 | 9.88 | 10.09 | 12.63 | 12.76 | 6 | 10.64 |
| LoPhI, III | N/A | 12.9 | 11.76 | 11.88 | N/A | 14.36 | 5.42 | 9.23 |
| LoPhII, III | N/A | N/A | 7.93 | 8.54 | 10.71 | 9.45 | 5.09 | 7.99 |
| LoPhIII, III | 9.75 | N/A | 6.82 | 7.36 | 9.18 | 8.74 | 5.68 | 7.97 |
| LoPhI, IV | 8.97 | 11.08 | 8.99 | 9.17 | N/A | 11.35 | 3.83 | 6.01 |
| LoPhII, IV | 7.55 | 8.83 | 6.19 | 7.47 | 7.92 | 9.43 | 3.03 | 5.4 |
| LoPhIII, IV | 6.96 | N/A | 4.89 | 6.85 | 8.7 | 8.84 | 3.35 | 5.2 |
| LoPhIV, IV | 6.97 | N/A | 4.76 | 6.92 | N/A | 8.68 | 4.34 | 6.43 |
| WoPhI, II | 1.49 | N/A | N/A | N/A | N/A | N/A | 1.65 | 3.03 |
| WoPhII, II | 1.16 | 1.18 | N/A | N/A | 1.31 | 1.58 | 1.03 | N/A |
| WoPhI, III | N/A | 1.93 | N/A | N/A | N/A | N/A | 1.37 | 2.75 |
| WoPhII, III | N/A | N/A | N/A | N/A | N/A | 1.36 | 1.29 | 2.53 |
| WoPhIII, III | 0.96 | N/A | N/A | N/A | N/A | 1.15 | 1.17 | N/A |
| WoPhI, IV | 1.66 | 1.21 | N/A | N/A | N/A | N/A | 1.44 | N/A |
| WoPhII, IV | 1.36 | 1.19 | N/A | N/A | N/A | N/A | 1.34 | 1.98 |
| WoPhIII, IV | 1.28 | N/A | 1.11 | N/A | N/A | 1.16 | 1.15 | 1.75 |

| Number | IVPP V 15074 | IVPP V 15080 | IVPP V 15084 | IVPP V 15083 | IVPP V 15077 | N/A Cast | IVPP V 11307 | IVPP V 13175A |
|-------------|---------------|---------------|---------------|---------------|---------------|---------------|-----------------------|-----------------------|
| Genus | <i>Gansus</i> | <i>Gansus</i> | <i>Gansus</i> | <i>Gansus</i> | <i>Gansus</i> | <i>Gansus</i> | <i>Confucuisornis</i> | <i>Confucuisornis</i> |
| WoPhIV, IV | 0.84 | N/A | N/A | N/A | N/A | 0.93 | N/A | 1.48 |
| Foot length | N/A | N/A | 31.59 | 34.21 | N/A | 41.03 | 19.34 | N/A |
| LoUng I | N/A | 4.25 | 4.69 | 3.16 | 4.11 | 3.63 | 5.08 | 9.57 |
| w/sheath | N/A | N/A | N/A | N/A | N/A | N/A | 7.13 | N/A |
| LoUng II | 3.94 | 5.05 | 4.38 | 4.33 | 5.11 | 4.75 | 4.91 | 14.14 |
| w/sheath | N/A | N/A | N/A | N/A | N/A | N/A | 7.5 | 17.16 |
| LoUng III | 4.19 | N/A | 4.82 | 3.83 | N/A | 4.17 | 5.66 | 11.93 |
| w/sheath | N/A | N/A | N/A | N/A | N/A | N/A | 8.56 | N/A |
| LoUng IV | 3.39 | N/A | 3.58 | 3.56 | N/A | 3.89 | 5.81 | 8.54 |
| w/sheath | N/A | N/A | N/A | N/A | N/A | N/A | 8.52 | 12.68 |
| Lotmt | 28.08 | 29.88 | 36.36 | 29.13 | 38.35 | 36.73 | 19.8 | 31.22 |
| Lott | N/A | 52.72 | N/A | N/A | N/A | 55.26 | 41.36 | 62.93 |
| Lofem | N/A | 31.62 | 30.52 | N/A | N/A | N/A | 35.67 | 54.58 |
| Wotmt@prox | N/A | N/A | N/A | N/A | N/A | N/A | 5.91 | 9.71 |
| Wotmt@cond | N/A | 6.85 | N/A | N/A | N/A | N/A | 4.67 | 10.11 |
| Wott@prox | N/A | N/A | N/A | N/A | 5.72 | N/A | N/A | 8.84 |
| Wott@mid | N/A | N/A | N/A | N/A | N/A | N/A | 4.27 | 5.38 |
| Wott@cond | 4.35 | N/A | N/A | N/A | N/A | N/A | 4.98 | 8.27 |
| Wofem@cond | N/A | N/A | N/A | N/A | 5.3 | N/A | 4.78 | N/A |
| LoHum | N/A | N/A | N/A | N/A | N/A | N/A | 45.1 | 59.61 |
| LoRad | N/A | N/A | N/A | N/A | N/A | N/A | 37.04 | 52.7 |
| LoUln | N/A | N/A | N/A | N/A | N/A | N/A | 38.82 | 56.42 |
| LoCarp | N/A | N/A | N/A | N/A | N/A | N/A | 26.16 | 31.76 |
| LoBeak | N/A | N/A | N/A | N/A | N/A | N/A | N/A | N/A |
| WoBeak | N/A | N/A | N/A | N/A | N/A | N/A | N/A | 13.53 |

| Number | IVPP V 13175B | IVPP V 12325 | IVPP V 13168 |
|--------------|-----------------------|--------------------|-----------------------|
| Genus | <i>Confucuisornis</i> | <i>Longipteryx</i> | <i>Confucuisornis</i> |
| LoDI | 8.66 | 5.77 | 5.5 |
| w/claw | 17.75 | N/A | N/A |
| LoDII | 19.17 | 8.34 | 14.56 |
| w/claw | N/A | N/A | N/A |
| LoDIII | 24.37 | N/A | 20.53 |
| w/claw | 33.8 | N/A | N/A |
| LoDIV | 23.25 | N/A | 16.99 |
| w/claw | N/A | N/A | 23.24 |
| W@Pjoint II | N/A | 1.91 | 2.74 |
| W@Pjoint III | 3.19 | 1.93 | 2.73 |
| W@Pjoint IV | 3.04 | 1.71 | N/A |
| W@2joint III | N/A | N/A | 2.29 |
| W@2joint IV | 2.74 | N/A | N/A |
| W@3joint IV | 2.6 | N/A | N/A |
| LoPhI, II | 8.64 | 3.68 | 6.85 |
| LoPhII, II | 10.53 | 4.89 | 7.71 |
| LoPhI, III | 9.21 | 3.98 | 7.65 |
| LoPhII, III | 8.64 | 4.83 | 6.67 |
| LoPhIII, III | 8.89 | N/A | 6.21 |
| LoPhI, IV | 6.56 | 3.36 | 4.78 |
| LoPhII, IV | 5.86 | 3.23 | 4.27 |
| LoPhIII, IV | 5.52 | N/A | 3.73 |
| LoPhIV, IV | 7.1 | N/A | 5.35 |
| WoPhI, II | N/A | 1.44 | 1.83 |
| WoPhII, II | N/A | N/A | N/A |
| WoPhI, III | 2.6 | 1.19 | 2.22 |
| WoPhII, III | N/A | 0.97 | 1.98 |
| WoPhIII, III | N/A | N/A | N/A |
| WoPhI, IV | 2.28 | N/A | 1.6 |
| WoPhII, IV | 1.71 | 1.15 | N/A |
| WoPhIII, IV | 1.97 | N/A | N/A |

| Number | IVPP V 13175B | IVPP V 12325 | IVPP V 13168 |
|-------------|-----------------------|--------------------|-----------------------|
| Genus | <i>Confucuisornis</i> | <i>Longipteryx</i> | <i>Confucuisornis</i> |
| WoPhIV, IV | 1.62 | N/A | N/A |
| Foot length | N/A | N/A | N/A |
| LoUng I | 9.35 | N/A | N/A |
| w/sheath | 12.76 | N/A | N/A |
| LoUng II | 13.33 | N/A | 9.35 |
| w/sheath | 17.29 | N/A | 11.95 |
| LoUng III | 11.32 | N/A | 8.81 |
| w/sheath | 14.38 | N/A | 11.96 |
| LoUng IV | 9.87 | N/A | 7.45 |
| w/sheath | 13.15 | N/A | 9.96 |
| Lotmt | 31.29 | 19.99 | 27.26 |
| Lott | 67.24 | 31.43 | 52.48 |
| Lofem | 55.39 | 27.68 | 44.33 |
| Wotmt@prox | 8.84 | 4.44 | 6.99 |
| Wotmt@cond | 9.59 | 4.83 | 7.25 |
| Wott@prox | N/A | 4.8 | N/A |
| Wott@mid | 6.87 | 3.02 | N/A |
| Wott@cond | 9.21 | N/A | N/A |
| Wofem@cond | 10.98 | N/A | 7.92 |
| LoHum | 67.69 | 44.3 | 51.9 |
| LoRad | 56.41 | 42.3 | 43.03 |
| LoUln | 59.46 | 45.04 | 44.56 |
| LoCarp | 36.23 | 15.3 | 26.95 |
| LoBeak | 32.51 | 31.57 | 26.12 |
| WoBeak | N/A | N/A | N/A |

| Number | PMOL-AB0003 | PMOL-AB00017 | PMOL-AB00016 | PMOL-AB00041A-B | PMOL-AB00114 | PMOL-AB00019 |
|--------------|-----------------|-----------------|-----------------|-----------------|--------------------------------------|----------------------|
| Genus | Enantiornithine | Enantiornithine | Enantiornithine | Enantiornithine | <i>Confuciusornis jianchangensis</i> | <i>Alaeoalaornis</i> |
| LoDI | 3.96 | 3.32 | 4.05 | 4.43 | 4.78 | 4.88 |
| LoDII | 8.21 | 7.55 | 8.59 | 6.82 | 11.27 | N/A |
| LoDIII | 12.29 | 11.99 | 13.86 | 11.26 | 16.63 | 13.86 |
| LoDIV | 8.88 | 9.79 | 9.75 | 9.15 | 13.81 | N/A |
| W@Pjoint II | 1.61 | 1.39 | 1.95 | 1.44 | 2.32 | N/A |
| W@Pjoint III | 0 | 1.56 | N/A | N/A | N/A | N/A |
| W@Pjoint IV | 1.56 | N/A | N/A | N/A | 1.67 | N/A |
| W@2joint III | 1.42 | 1.41 | N/A | N/A | N/A | N/A |
| W@2joint IV | 1.17 | N/A | N/A | N/A | N/A | N/A |
| W@3joint IV | 1.16 | N/A | N/A | N/A | N/A | N/A |
| LoPhI, II | 3.67 | 3.46 | 4.71 | 3.39 | 6.53 | N/A |
| LoPhII, II | 4.87 | 4.11 | 4.69 | 3.98 | 6.47 | 3.29 |
| LoPhI, III | 4.42 | 5.1 | 5.05 | 4.45 | 6.92 | 4.49 |
| LoPhII, III | 3.74 | 3.57 | 3.96 | 3.78 | 5.44 | 4.61 |
| LoPhIII, III | 4.82 | 4.01 | 4.39 | 3.62 | 5.66 | 5.83 |
| LoPhI, IV | 3.52 | 2.3 | 2.56 | 2.47 | 3.4 | 3.79 |
| LoPhII, IV | 2.14 | 2.82 | 2.17 | 2.26 | 3.04 | 2.49 |
| LoPhIII, IV | 0 | 2.05 | 2.31 | 2.44 | 2.88 | N/A |
| LoPhIV, IV | 3 | 2.47 | 3.09 | 2.73 | 4.16 | 3.46 |
| WoPhI, II | 0.75 | 0.9 | 1.47 | 0.95 | N/A | N/A |
| WoPhII, II | 0 | 0.79 | 1.43 | 0.77 | 1.16 | N/A |
| WoPhI, III | 0.95 | 0.87 | N/A | N/A | N/A | N/A |
| WoPhII, III | 0.71 | 0.91 | N/A | N/A | N/A | N/A |
| WoPhIII, III | 0.67 | 0.76 | N/A | N/A | N/A | N/A |

| Number | PMOL-AB0003 | PMOL-AB00017 | PMOL-AB00016 | PMOL-AB00041A-B | PMOL-AB00114 | PMOL-AB00019 |
|-------------|-----------------|-----------------|-----------------|-----------------|--------------------------------------|----------------------|
| Genus | Enantiornithine | Enantiornithine | Enantiornithine | Enantiornithine | <i>Confuciusornis jianchangensis</i> | <i>Alaeoalaornis</i> |
| WoPhI, IV | 0 | N/A | N/A | N/A | 1.53 | N/A |
| WoPhII, IV | 0 | N/A | N/A | N/A | 1.15 | 0.79 |
| WoPhIII, IV | 0 | N/A | N/A | N/A | N/A | N/A |
| WoPhIV, IV | 0 | N/A | N/A | N/A | N/A | N/A |
| Foot length | 14.12 | 12.06 | 16.58 | 11.49 | 20.2 | 14.94 |
| Lotmt | 14.61 | 14.14 | 16.02 | 13.9 | 20.92 | 18.11 |
| Lott | 26.97 | 28.13 | 32 | 25.57 | 48.15 | 35.24 |
| Lofem | 23.48 | 19.55 | 24.65 | 19.95 | 42 | 26.14 |
| Wotmt@prox | 4.18 | 3.23 | 4.21 | 2.9 | 5.18 | 3.91 |
| Wotmt@cond | 2.88 | 3.25 | 4.34 | 2.94 | 5.21 | 3.76 |
| Wott@prox | 3.83 | 4.01 | 5.37 | 4.08 | 5.88 | N/A |
| Wott@mid | 0 | N/A | N/A | N/A | N/A | N/A |
| Wott@cond | 2.59 | 2.98 | 3.44 | 2.69 | 5.36 | 4.07 |
| Wofem@cond | 3.13 | N/A | 2.95 | 2.83 | N/A | N/A |

| PMOL-AB00027 | PMOL-AB00018 | PMOL-AB00125 | PMOL-AB00122 | PMOL-AB00149 | PMOL-AB00150 |
|------------------------|---------------------|-----------------------|-----------------------|-----------------------|-----------------------|
| <i>Dapingfengornis</i> | <i>Shenshiornis</i> | <i>Confuciusornis</i> | <i>Confuciusornis</i> | <i>Confuciusornis</i> | <i>Confuciusornis</i> |
| 3.74 | 13.48 | 5.12 | 6.84 | 6.01 | 6.88 |
| 7.19 | 17.11 | 15.26 | 15.6 | 21.25 | 17.72 |
| 12.24 | 27.32 | 19.63 | 23.13 | 23.22 | 24.48 |
| 9.73 | N/A | 18.25 | 23.71 | 20.39 | 20.57 |
| 1.62 | N/A | 2.58 | N/A | N/A | 3.89 |
| 1.2 | N/A | 2.5 | N/A | 3.55 | 3.16 |
| 1.23 | N/A | 2.57 | N/A | 2.67 | 2.92 |
| N/A | N/A | 2.09 | N/A | 3.85 | 2.92 |
| N/A | N/A | 2.51 | N/A | 2.88 | 2.53 |
| N/A | N/A | 1.98 | N/A | 2.63 | 2.59 |
| 3.82 | 11.38 | 6.47 | 9.01 | 10.87 | 7.64 |
| 4.14 | 5.92 | 7.89 | 10.72 | 9.26 | 9.82 |
| 4.83 | 9.2 | 7.05 | 9.25 | 8.8 | 9.07 |
| 4.19 | 9.24 | 6.69 | 7.89 | 6.48 | 7.53 |
| 5.03 | 8.39 | 5.95 | 7.25 | 8.08 | 8.15 |
| 2.58 | 5.62 | 6.6 | 6.26 | 5.72 | 5.68 |
| 2.58 | N/A | 4.46 | 4.8 | 5.12 | 4.64 |
| 2.17 | N/A | 4.35 | 5.31 | 4.47 | 3.25 |
| 3 | N/A | 4.96 | 6.39 | 6.7 | 5.01 |
| 1.17 | N/A | 2.38 | N/A | N/A | 2.58 |
| 0.93 | N/A | 2.16 | N/A | N/A | 2.48 |
| 0.8 | 1.94 | 1.92 | N/A | 2.66 | 2.32 |
| N/A | 1.48 | 2.08 | N/A | 2.42 | 2.2 |
| N/A | 1.37 | 1.37 | N/A | 2.14 | 1.96 |

| PMOL-AB00027 | PMOL-AB00018 | PMOL-AB00125 | PMOL-AB00122 | PMOL-AB00149 | PMOL-AB00150 |
|------------------------|---------------------|-----------------------|-----------------------|-----------------------|-----------------------|
| <i>Dapingfengornis</i> | <i>Shenshiornis</i> | <i>Confuciusornis</i> | <i>Confuciusornis</i> | <i>Confuciusornis</i> | <i>Confuciusornis</i> |
| 0.85 | 2.04 | 1.51 | N/A | 2.37 | 2.13 |
| N/A | N/A | 2.14 | N/A | 2.43 | 1.98 |
| N/A | N/A | 1.46 | N/A | 2.7 | 1.71 |
| N/A | N/A | 1.14 | N/A | 2.05 | 1.19 |
| 14.33 | 31.95 | 22.81 | 28.92 | 30.45 | 34.12 |
| 15.38 | 30.94 | 25.41 | 28.59 | 31.07 | 28.94 |
| 27.67 | 64.29 | 53.84 | 68.27 | 67.92 | 60.19 |
| 20.07 | 60.73 | 43.11 | 53.53 | 52.49 | 51.37 |
| 2.87 | 9.12 | 7.47 | 7.52 | 10.23 | N/A |
| 3.18 | 9.25 | 7.04 | 7.75 | 10.98 | 9.35 |
| 4.21 | 6.88 | 9.06 | 11.66 | 8.7 | 12.04 |
| N/A | N/A | 4.3 | N/A | 5.13 | 5.36 |
| 2.31 | 9.34 | 7.96 | N/A | 8.67 | 6.8 |
| 3.4 | 8.71 | 4.5 | 8.82 | 8.6 | 10.56 |
| | | | | | |

| Number | DNHM D2455 | DNHM D2126 | DNHM D1878 | DNHM D2522 | DNHM D2139 | D2452 |
|--------------|-------------------|---------------------|-------------------|--------------------|---------------------|-----------------------|
| Genus | <i>Zhongornis</i> | <i>Houshanornis</i> | <i>Shanweinia</i> | <i>Rapanaxavis</i> | <i>Dalianraptor</i> | <i>Confuciusornis</i> |
| LoDI | 1.76 | 3.77 | 4.18 | 4.51 | 7.03 | 7.97 |
| LoDII | 6.22 | 5.23 | 7.5 | 7.31 | 18.8 | 18.5 |
| LoDIII | 8.93 | 10.88 | 9.04 | 8.44 | 24.76 | 24.05 |
| LoDIV | 7.3 | 7.33 | 9.1 | 8.15 | 23.15 | 23.31 |
| W@Pjoint II | 1.16 | N/A | 1.21 | 1.1 | N/A | 2.77 |
| W@Pjoint III | 1.14 | N/A | 0.9 | 0.97 | N/A | N/A |
| W@Pjoint IV | 0.8 | N/A | N/A | 1.15 | N/A | 1.81 |
| W@2joint III | 0.86 | N/A | 1.17 | 0.83 | N/A | N/A |
| W@2joint IV | 0.82 | N/A | 0.94 | 0.85 | N/A | N/A |
| W@3joint IV | 0.53 | N/A | 0.7 | 0.77 | N/A | N/A |
| LoPhI, II | 2.71 | 3.43 | 3.39 | 2.86 | 9.19 | 9.61 |
| LoPhII, II | 3.25 | 2.67 | 4.44 | 5.1 | 9.51 | 10.81 |
| LoPhI, III | 3.21 | 4.44 | 3.03 | 2.66 | 9.59 | 9.73 |
| LoPhII, III | 3.06 | 4.5 | 2.7 | 2.39 | 7.63 | 8.67 |
| LoPhIII, III | 3.01 | 4.52 | 3.99 | 4.02 | 10.71 | 8.65 |
| LoPhI, IV | 1.69 | N/A | N/A | 1.71 | N/A | 6.77 |
| LoPhII, IV | 1.65 | 2.38 | 3.32 | 1.57 | N/A | 5.56 |
| LoPhIII, IV | 1.5 | 2.45 | 2.45 | 1.74 | N/A | N/A |
| LoPhIV, IV | 2.26 | 3.01 | 4.03 | 3.74 | 9.52 | 6.68 |
| WoPhI, II | 0.38 | N/A | 0.83 | 0.78 | N/A | 1.75 |
| WoPhII, II | 0.58 | N/A | 0.78 | 0.78 | N/A | 1.53 |
| WoPhI, III | 0.87 | N/A | 0.79 | 0.78 | N/A | N/A |
| WoPhII, III | 0.71 | N/A | 0.68 | 0.61 | N/A | N/A |
| WoPhIII, III | 0.51 | N/A | 1.14 | 0.59 | N/A | N/A |

| Number | DNHM D2455 | DNHM D2126 | DNHM D1878 | DNHM D2522 | DNHM D2139 | D2452 |
|-------------|-------------------|---------------------|-------------------|--------------------|---------------------|-----------------------|
| Genus | <i>Zhongornis</i> | <i>Houshanornis</i> | <i>Shanweinia</i> | <i>Rapanaxavis</i> | <i>Dalianraptor</i> | <i>Confuciusornis</i> |
| WoPhI, IV | 0.67 | N/A | N/A | 0.8 | N/A | 1.79 |
| WoPhII, IV | 0.75 | N/A | 0.83 | 0.86 | N/A | 1.56 |
| WoPhIII, IV | 0.61 | N/A | 1 | 0.62 | N/A | N/A |
| WoPhIV, IV | 0.59 | N/A | 0.74 | 0.49 | N/A | N/A |
| Foot length | 11.05 | N/A | 10.2 | 10.74 | 37.35 | 29.64 |
| Lotmt | 9.91 | 15.53 | 11.31 | 13.12 | 30.69 | 31.32 |
| Lott | 18.23 | 26.01 | 22.85 | 24.49 | 62.68 | 71.67 |
| Lofem | 16.44 | 20.73 | 14.9 | 18.77 | 62.86 | 58.45 |
| Wotmt@prox | 3.28 | 3.07 | 3.08 | 3.18 | N/A | 7.73 |
| Wotmt@cond | 2.75 | 3.14 | 2.75 | 2.21 | N/A | 8.68 |
| Wott@prox | 2.87 | N/A | 3.58 | 2.66 | N/A | 9.22 |
| Wott@mid | 1.26 | N/A | 1.56 | 1.59 | 6 | 5.62 |
| Wott@cond | 2.99 | N/A | 2.78 | 3.46 | 6.55 | 8.62 |