



HHS Public Access

Author manuscript

Org Lett. Author manuscript; available in PMC 2023 March 15.

Published in final edited form as:

Org Lett. 2022 August 26; 24(33): 6202–6207. doi:10.1021/acs.orglett.2c02496.

Ring Opening of Aziridines by Pendant Silanols Allows for Preparations of (±)-Clavaminol H, (±)-Des-Acetyl-Clavaminol H, (±)-Dihydrosphingosine, and (±)-*N*-Hexanoyldihydrosphingosine

Someshwar Nagamalla,

Department of Medicinal Chemistry, University of Kansas, Lawrence, Kansas 66045, United States

Debobrata Paul,

Department of Medicinal Chemistry, University of Kansas, Lawrence, Kansas 66045, United States

Joel T. Mague,

Department of Chemistry, Tulane University, New Orleans, Louisiana 70118, United States

Shyam Sathyamoorthi

Department of Medicinal Chemistry, University of Kansas, Lawrence, Kansas 66045, United States

Abstract

We present a unique strategy for the synthesis of vicinal amino alcohols. Ring opening of aziridines with pendant silanols is compatible with a range of substrates. To engage productively in ring opening, the aziridine must be at least mildly activated, and a variety of such *N*-substituents are tolerated. The utility of this methodology is highlighted in facile preparations of the natural products (±)-Clavaminol H, (±)-dihydrosphingosine, and (±)-*N*-hexanoyldihydrosphingosine as well as a natural product analogue (±)-des-acetyl-Clavaminol H.

Graphical Abstract

Corresponding Author: Shyam Sathyamoorthi – Department of Medicinal Chemistry, University of Kansas, Lawrence, Kansas 66045, United States; ssathyam@ku.edu.

Supporting Information

The Supporting Information is available free of charge at <https://pubs.acs.org/doi/10.1021/acs.orglett.2c02496>.

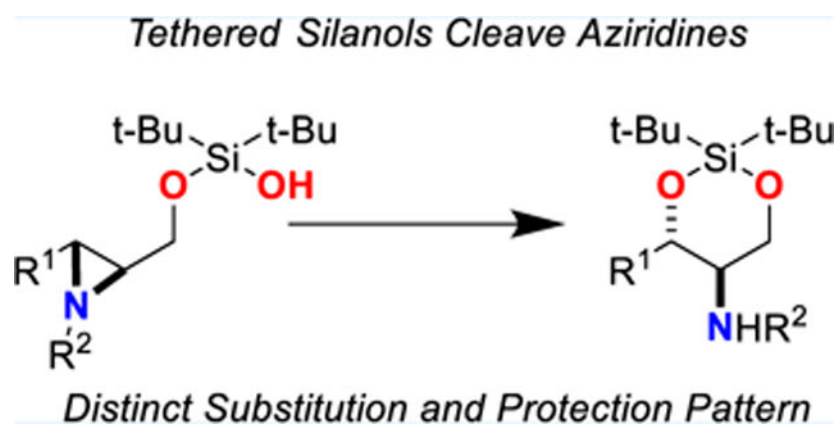
Experimental procedures, reasoning for structural assignments, NMR spectra, and crystallographic information. (PDF)

Accession Codes

CCDC 2177671–2177672 contain the supplementary crystallographic data for this paper. These data can be obtained free of charge via www.ccdc.cam.ac.uk/data_request/cif, or by emailing data_request@ccdc.cam.ac.uk, or by contacting The Cambridge Crystallographic Data Centre, 12 Union Road, Cambridge CB2 1EZ, UK; fax: +44 1223 336033.

Complete contact information is available at: <https://pubs.acs.org/doi/10.1021/acs.orglett.2c02496>

The authors declare no competing financial interest.



Amino alcohols are important constituents of biologically active molecules^{1–3} and have inspired the invention of many elegant techniques for their construction (Scheme 1).^{4,5,59} Pioneering efforts on syntheses of vicinal amino alcohols have focused on transition metal catalyzed processes to install both *N*- and *O*-moieties in a single transformation.^{6–8} A complementary approach is the ring opening of epoxides with *N*-nucleophiles and of aziridines with *O*-nucleophiles.^{9,10} This untethered approach^{11–16} is convenient from the perspective of step counts, but challenges with regiocontrol often result in intractable product mixtures. Temporary tethering using Lewis acid templates affords excellent regiocontrol with epoxides,^{17–22} but only one such report exists with aziridines.²³ Our laboratory has a programmatic focus on the development of the di-*tert*-butyl-silanol auxiliary into a uniquely reactive functional handle.^{24–29} We envisioned a ring opening of aziridines by pendant di-*tert*-butyl silanol auxiliaries, which would afford protected amino alcohols in a single transformation. Here, we show our development of this reaction, and its application in the rapid assembly of select natural products and analogues.

Before we could begin work on our target reaction, we had to devise a way to access the starting materials (Scheme 2). There are many excellent protocols for the syntheses of aziridines.^{30,31} Fortunately, many of these are compatible with the alkenyl silanol (Scheme 2A), and the majority of our substrates were prepared using the Sharpless,³² Sudalai,³³ Che,^{34,35} or Kürti reaction.³⁶ We have also found that the combination of (*t*-Bu)₂Si(OTf)₂ (1.5 equiv) and 2,6-lutidine (3 equiv) allows for silanol attachment to aziridine alcohols (Scheme 2B).

Our work on the ring opening of epoxides with pendant silanols²⁵ informed our efforts with their aziridine relatives³⁷ (Scheme 3). Optimization experiments were performed using di-*tert*-butyl(2-((2*S**,3*S**)-3-ethyl-1-tosylaziridin-2-yl)ethoxy)-silanol, prepared in one step using a Sharpless aziridination of (*E*)-di-*tert*-butyl(hex-3-en-1-yloxy)silanol. Treating this aziridine silanol with 10 mol % of Ph₃C⁺BF₄⁻ and 1 equiv of NaHCO₃ afforded cyclized product in a 45% yield (Scheme 3, entry 1). Increasing the reaction time from 2 to 16 h did not lead to greater product formation (Scheme 3, entry 2), and decreasing the catalyst loading to 5 mol % was markedly deleterious (Scheme 3, entry 3). An increase in catalyst loading from 10 mol % to 20 mol % was not helpful (Scheme 3, entry 4). Switching to BINOL-phosphoric acid (loadings of 30 and 50 mol %) (Scheme 3, entries 5 and 6)

gave a modest boost to reaction performance. The best result came with using 1 equiv of BINOL-phosphoric acid in CH₂Cl₂ (Scheme 3, entry 7). Based on these studies, we chose two protocols [Protocol A: Ph₃C⁺BF₄⁻ (15 mol %)/NaHCO₃ (1 equiv)/CH₂Cl₂ and Protocol B: BINOL-Phosphoric acid/CH₂Cl₂] to test with a range of aziridine silanols.

We wished to establish the effect of various aziridine *N*-substituents on the performance of the cyclization reaction (Scheme 4). With *N*-H aziridine **1** (Scheme 4, entry 1), no reaction was observed, either with Ph₃C⁺BF₄⁻ or with BINOL-phosphoric acid. In contrast, with *N*-phthalimido aziridine **2**, cyclization afforded product in a 59% isolated yield (Scheme 4, entry 2). With more electron-withdrawing substituents, such as acetate (Scheme 4, entry 3) and tosylate (Scheme 4, entry 5) groups, cyclization markedly improved. Even appending naproxen, a remarkably bulky substituent, did not inhibit cyclization (Scheme 4, entry 4). Interestingly, even though benzyloxycarbonyl groups (Cbz) activate aziridines for ring opening (Scheme 4, entry 6), the yield of our cyclization dropped with *N*-Cbz aziridine **6**. The yield of product was excellent, however, with phosphoramidate **7**. Overall, a wide variety of *N*-substituents are tolerated by our cyclization protocol, but the aziridine must be at least somewhat activated to engage productively.

Many aziridine substrate classes were compatible with cyclization protocols A (Ph₃C⁺BF₄⁻/NaHCO₃) and B (BINOL-phosphoric acid), including *trans*-disubstituted aziridine silanols (Scheme 5, entries 1–5 and 8–9), *cis*-disubstituted aziridine silanols (Scheme 5, entries 6 and 7), and trisubstituted aziridine silanols (Scheme 5, entries 10–12). Many functionalities were tolerated, including aryl halides (Scheme 5, entries 3 and 8), CF₃ groups (Scheme 5, entry 3), benzothiophene heterocycles (Scheme 5, entry 4), and alkyl ethers (Scheme 5, entry 11). Crystal structures of products **27** (Scheme 4) and **48** (Scheme 5) enabled us to confidently assign product identity and relative stereochemistry. In general, the best protocol for a substrate class was determined through empiric testing (as an example, see Scheme 5, entry 4). Thus, for substrates not shown here, we recommend unbiased evaluation of both protocols A and B.

Our success with the range of substrates shown in Schemes 4 and 5 prompted us to apply this reaction as a key step in the assembly of a variety of sphingosine-type natural products, a storied class whose members have demonstrated biological activity.^{38,39} Commercially available (*E*)-dodec-2-en-1-ol was converted into silanol **51** using our laboratory's standard silylation protocol (Scheme 6A). A Kürti aziridination followed by acetylation gave cyclization precursor **53**. Cyclization with Ph₃C⁺BF₄⁻/NaHCO₃ formed **54** in a 75% yield. TBAF removal of the silyl group yielded (±)-Clavaminol H^{40–44} which could be converted into (±)-des-acetyl-Clavaminol H^{45–47} upon heating with 6 M aqueous HCl solution. A similar strategy was applied for the synthesis of (±)-*N*-hexanoyldihydrosphingosine⁴⁸ (Scheme 6B). (±)-*N*-Hexanoyldihydrosphingosine is commercially available, but to our knowledge, ours is the first synthesis of this target. Protecting **56** with CbzCl followed by our BINOL-phosphoric acid promoted cyclization furnished key intermediate **60**, which was then globally deprotected into (±)-Dihydrosphingosine (Scheme 6C).^{49–58}

In summary, we present a unique strategy for the synthesis of vicinal amino alcohols. Ring opening of aziridines with pendant silanols is compatible with a variety of *N*-substituents

and alkyl chains. The utility of this methodology is demonstrated *via* facile preparations of (\pm)-Clavaminol H, (\pm)-Dihydrosphingosine, (\pm)-*N*-Hexanoyldihydrosphingosine, and (\pm)-des-acetyl-Clavaminol H. Given the ubiquity of the vicinal amino alcohol motif in targets of value, this technology is a welcome addition to the synthetic armory.

Supplementary Material

Refer to Web version on PubMed Central for supplementary material.

ACKNOWLEDGMENTS

This work was supported by a National Institutes of Health Grant R35GM142499 awarded to S.S. Justin Douglas and Sarah Neuenswander (KU NMR Lab) are acknowledged for help with structural elucidation. Lawrence Seib and Anita Saraf (KU Mass Spectrometry Facility) are acknowledged for help acquiring HRMS data. J.T.M. thanks Tulane University for support of the Tulane Crystallography Laboratory.

REFERENCES

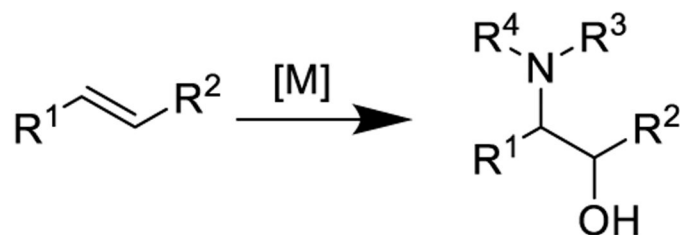
- (1). Hayakawa Y; Rovero S; Forni G; Smyth MJ α -Galactosylceramide (KRN7000) suppression of chemical- and oncogene-dependent carcinogenesis. *Proc. Natl. Acad. Sci. U. S. A* 2003, 100, 9464–9469. [PubMed: 12867593]
- (2). Olivier NB; Altman RB; Noeske J; Basarab GS; Code E; Ferguson AD; Gao N; Huang J; Juette MF; Livchak S; Miller MD; Prince DB; Cate JHD; Buurman ET; Blanchard SC Negamycin induces translational stalling and miscoding by binding to the small subunit head domain of the *Escherichia coli* ribosome. *Proc. Natl. Acad. Sci. U. S. A* 2014, 111, 16274–16279. [PubMed: 25368144]
- (3). Lacône V; Hunault J; Pipelier M; Blot V; Lecourt T; Rocher J; Turcot-Dubois A-L; Marionneau S; Douillard J-Y; Clément M; Le Pendu J; Bonneville M; Micouin L; Dubreuil D Focus on the Controversial Activation of Human iNKT Cells by 4-Deoxy Analogue of KRN7000. *J. Med. Chem* 2009, 52, 4960–4963. [PubMed: 19580320]
- (4). Bergmeier SC The Synthesis of Vicinal Amino Alcohols. *Tetrahedron* 2000, 56, 2561–2576.
- (5). Karjalainen OK; Koskinen AMP Diastereoselective synthesis of vicinal amino alcohols. *Org. Biomol. Chem* 2012, 10, 4311–4326. [PubMed: 22535485]
- (6). Hemric BN Beyond osmium: progress in 1,2-amino oxygenation of alkenes, 1,3-dienes, alkynes, and allenes. *Org. Biomol. Chem* 2021, 19, 46–81. [PubMed: 33174579]
- (7). Donohoe TJ; Callens CKA; Flores A; Lacy AR; Rathi AH Recent Developments in Methodology for the Direct Oxyamination of Olefins. *Chem.—Eur. J* 2011, 17, 58–76. [PubMed: 21207600]
- (8). Heravi MM; Lashaki TB; Fattahi B; Zadsirjan V Application of asymmetric Sharpless aminohydroxylation in total synthesis of natural products and some synthetic complex bio-active molecules. *RSC Adv* 2018, 8, 6634–6659. [PubMed: 35559209]
- (9). Lu P Recent developments in regioselective ring opening of aziridines. *Tetrahedron* 2010, 66, 2549–2560.
- (10). Chawla R; Singh AK; Yadav LDS Organocatalysis in synthesis and reactions of epoxides and aziridines. *RSC Adv* 2013, 3, 11385–11403.
- (11). Matsukawa S; Mouri Y A Mild and Regioselective Ring-Opening of Aziridines with Acid Anhydride Using TBD or PS-TBD as a Catalyst. *Molecules* 2015, 20, 18482–18495. [PubMed: 26473813]
- (12). Davis FA; Reddy GV Aziridine-2-carboxylic acid mediated asymmetric synthesis of D-erythro- and L-threo-sphingosine from a common precursor. *Tetrahedron Lett* 1996, 37, 4349–4352.
- (13). Olofsson B; Khamrai U; Somfai P A Regio- and Stereodivergent Synthesis of vic-Amino Alcohols. *Org. Lett* 2000, 2, 4087–4089. [PubMed: 11112650]
- (14). Bhanu Prasad BA; Sanghi R; Singh VK Studies on ring cleavage of aziridines with hydroxyl compounds. *Tetrahedron* 2002, 58, 7355–7363.

- (15). Chakraborty TK; Ghosh A; Raju TV Efficient Ring Opening Reactions of N-Tosyl Aziridines with Amines and Water in Presence of Catalytic Amount of Cerium(IV) Ammonium Nitrate. *Chem. Lett* 2003, 32, 82–83.
- (16). Wang Z; Cui Y-T; Xu Z-B; Qu J Hot Water-Promoted Ring-Opening of Epoxides and Aziridines by Water and Other Nucleophiles. *J. Org. Chem* 2008, 73, 2270–2274. [PubMed: 18288864]
- (17). Sasaki M; Tanino K; Hirai A; Miyashita M The C2 Selective Nucleophilic Substitution Reactions of 2,3-Epoxy Alcohols Mediated by Trialkyl Borates: The First endo-Mode Epoxide-Opening Reaction through an Intramolecular Metal Chelate. *Org. Lett* 2003, 5, 1789–1791. [PubMed: 12735778]
- (18). Chong JM; Sharpless KB Nucleophilic opening of 2,3-epoxy acids and amides mediated by titanium isopropoxide. Highly enhanced C-3 selectivity. *J. Org. Chem* 1985, 50, 1560–1563.
- (19). Caron M; Sharpless KB Titanium isopropoxide-mediated nucleophilic openings of 2,3-epoxy alcohols. A mild procedure for regioselective ring-opening. *J. Org. Chem* 1985, 50, 1557–1560.
- (20). Wang G; Taylor MS Borinic Acid-Catalyzed Regioselective Ring-Opening of 3,4- and 2,3-Epoxy Alcohols with Halides. *Adv. Synth. Catal* 2020, 362, 398–403.
- (21). Wang G; Garrett GE; Taylor MS Borinic Acid-Catalyzed, Regioselective Ring Opening of 3,4-Epoxy Alcohols. *Org. Lett* 2018, 20, 5375–5379. [PubMed: 30148643]
- (22). Desai SP; Taylor MS Diarylborinic Acid-Catalyzed Regioselective Ring Openings of Epoxy Alcohols with Pyrazoles, Imidazoles, Triazoles, and Other Nitrogen Heterocycles. *Org. Lett* 2021, 23, 7049–7054. [PubMed: 34459605]
- (23). Liu J; Wang C Zinc-Catalyzed Hydroxyl-Directed Regioselective Ring Opening of Aziridines in SN2 Reaction Pathway. *ACS Catal* 2020, 10, 556–561.
- (24). Joshi H; Sathyamoorthi S Hydroxyselenylation and Tethered Silanoxyselenylation of Allylic Silanols. *J. Org. Chem* 2022, 87, 5017–5028. [PubMed: 35294203]
- (25). Nagamalla S; Mague JT; Sathyamoorthi S Ring Opening of Epoxides by Pendant Silanols. *Org. Lett* 2022, 24, 939–943. [PubMed: 35041437]
- (26). Dhokale RA; Seidl FJ; Shinde AH; Mague JT; Sathyamoorthi S Tethered Silanoxiodination of Alkenes. *J. Org. Chem* 2021, 86, 9233–9243. [PubMed: 34128664]
- (27). Shinde AH; Sathyamoorthi S Tethered Silanoxymercuration of Allylic Alcohols. *Org. Lett* 2020, 22, 8665–8669. [PubMed: 33095992]
- (28). Nagamalla S; Dhokale RA; Seidl FJ; Mague JT; Sathyamoorthi S Unusual rearrangement-remercuration reactions of allylic silanols. *Org. Chem. Front* 2021, 8, 5361–5368. [PubMed: 34868598]
- (29). Dhokale RA; Seidl FJ; Sathyamoorthi S A Formal Rearrangement of Allylic Silanols. *Molecules* 2021, 26, 3829. [PubMed: 34201779]
- (30). Degennaro L; Trincherà P; Luisi R Recent Advances in the Stereoselective Synthesis of Aziridines. *Chem. Rev* 2014, 114, 7881–7929. [PubMed: 24823261]
- (31). Tanner D Chiral Aziridines—Their Synthesis and Use in Stereoselective Transformations. *Angew. Chem., Int. Ed* 1994, 33, 599–619.
- (32). Jeong JU; Tao B; Sagasser I; Henniges H; Sharpless KB Bromine-Catalyzed Aziridination of Olefins. A Rare Example of Atom-Transfer Redox Catalysis by a Main Group Element. *J. Am. Chem. Soc* 1998, 120, 6844–6845.
- (33). Thakur VV; Sudalai A N-Bromoamides as versatile catalysts for aziridination of olefins using chloramine-T. *Tetrahedron Lett* 2003, 44, 989–992.
- (34). Li J; Liang J-L; Chan PWH; Che C-M Aziridination of alkenes with N-substituted hydrazines mediated by iodobenzene diacetate. *Tetrahedron Lett* 2004, 45, 2685–2688.
- (35). Richardson RD; Desai M; Wirth T Hypervalent Iodine-Mediated Aziridination of Alkenes: Mechanistic Insights and Requirements for Catalysis. *Chem.—Eur. J* 2007, 13, 6745–6754. [PubMed: 17514676]
- (36). Ma Z; Zhou Z; Kürti L Direct and Stereospecific Synthesis of N-H and N-Alkyl Aziridines from Unactivated Olefins Using Hydroxylamine-O-Sulfonic Acids. *Angew. Chem., Int. Ed* 2017, 56, 9886–9890.

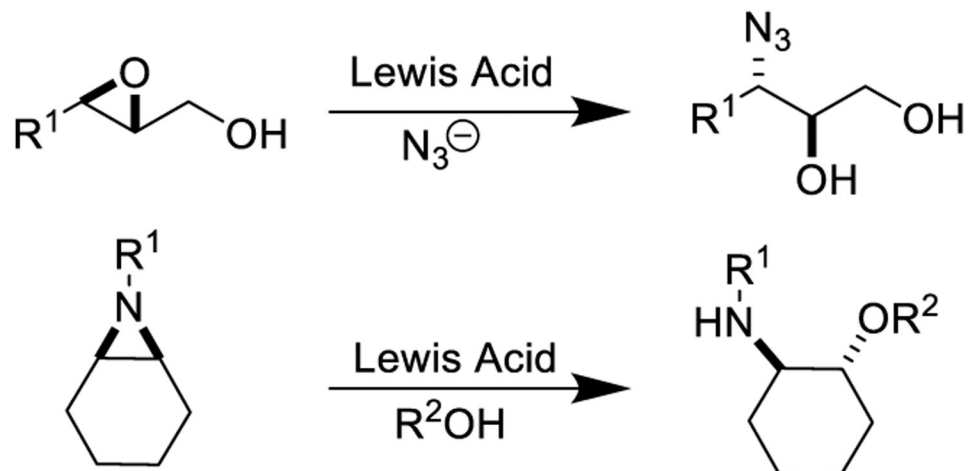
- (37). Sweeney JB Aziridines: epoxides' ugly cousins? *Chem. Soc. Rev* 2002, 31, 247–258. [PubMed: 12357722]
- (38). Hannun YA; Obeid LM Sphingolipids and their metabolism in physiology and disease. *Nat. Rev. Mol. Cell Biol* 2018, 19, 175–191. [PubMed: 29165427]
- (39). Brunner M; Koskinen AMP Biology and Chemistry of Sphingosine-Related Metabolites. *Curr. Org. Chem* 2004, 8, 1629–1645.
- (40). Ait-Youcef R; Moreau X; Greck C Asymmetric Synthesis of Sphinganine and Clavaminol H. *J. Org. Chem* 2010, 75, 5312–5315. [PubMed: 20578745]
- (41). Vijai Kumar Reddy T; Jyotsna A; Prabhavathi Devi BLA; Prasad RBN; Poornachandra Y; Ganesh Kumar C Total synthesis and in vitro bioevaluation of clavaminols A, C, H & deacetyl clavaminol H as potential chemotherapeutic and antibiofilm agents. *Eur. J. Med. Chem* 2016, 120, 86–96. [PubMed: 27187861]
- (42). Sarabia F; Vivar-García C; García-Ruiz C; Sánchez-Ruiz A; Pino-González MS; García-Castro M; Chammas S Exploring the Reactivity of Chiral Glycidic Amides for Their Applications in Synthesis of Bioactive Compounds. *Eur. J. Org. Chem* 2014, 2014, 3847–3867.
- (43). Zaed AM; Sutherland A Total synthesis of clavaminol A, C and H. *Org. Biomol. Chem* 2011, 9, 8030–8037. [PubMed: 21879135]
- (44). Aiello A; Fattorusso E; Giordano A; Menna M; Navarrete C; Muñoz E Clavaminols G-N, six new marine sphingoids from the Mediterranean ascidian *Clavelina phlegraea*. *Tetrahedron* 2009, 65, 4384–4388.
- (45). Pandey R; Gehlawat A; Prakash R; Kumar Pandey S Enantioselective total syntheses of (–)-clavaminol A and deacetyl (+)-clavaminol H. *Synth. Commun* 2018, 48, 2280–2287.
- (46). Jin T; Zhao L; Huang M; Yue Y; Zheng Z-B; Ham W-H Short syntheses of (–)-clavaminol A and deacetyl (+)-clavaminol H. *Tetrahedron: Asymmetry* 2017, 28, 725–729.
- (47). Chen B-S; Yang L-H; Ye J-L; Huang T; Ruan Y-P; Fu J; Huang P-Q Diastereoselective synthesis and bioactivity of long-chain anti-2-amino-3-alkanols. *Eur. J. Med. Chem* 2011, 46, 5480–5486. [PubMed: 21955681]
- (48). Morad SAF; Bridges LC; Almeida Larrea AD; Mayen AL; MacDougall MR; Davis TS; Kester M; Cabot MC Short-chain ceramides depress integrin cell surface expression and function in colorectal cancer cells. *Cancer Lett* 2016, 376, 199–204. [PubMed: 27045476]
- (49). Fernandes RA; Kumar P A Stereoselective Synthesis of Dihydrosphingosine. *Eur. J. Org. Chem* 2000, 2000, 3447–3449.
- (50). Roush WR; Adam MA Directed openings of 2,3-epoxy alcohols via reactions with isocyanates: synthesis of (+)-erythrodihydrosphingosine. *J. Org. Chem* 1985, 50, 3752–3757.
- (51). So RC; Ndonge R; Izmirian DP; Richardson SK; Guerrero RL; Howell AR Straightforward Synthesis of Sphinganines via a Serine-derived Weinreb Amide. *J. Org. Chem* 2004, 69, 3233–3235. [PubMed: 15104474]
- (52). He L; Byun H-S; Bittman R A Stereocontrolled, Efficient Synthetic Route to Bioactive Sphingolipids: Synthesis of Phytosphingosine and Phytoceramides from Unsaturated Ester Precursors via Cyclic Sulfate Intermediates. *J. Org. Chem* 2000, 65, 7618–7626. [PubMed: 11076624]
- (53). Silveira-Dorta G; Donadel OJ; Martín VS; Padrón JM Direct Stereoselective Synthesis of Enantiomerically Pure anti- β -Amino Alcohols. *J. Org. Chem* 2014, 79, 6775–6782. [PubMed: 24708186]
- (54). Masui M; Shioiri T Stereoselective synthesis of sphinganine by means of modified asymmetric borane reduction. *Tetrahedron Lett* 1998, 39, 5199–5200.
- (55). Touge T; Kuwana M; Komatsuki Y; Tanaka S; Nara H; Matsumura K; Sayo N; Kashibuchi Y; Saito T Development of Asymmetric Transfer Hydrogenation with a Bifunctional Oxo-Tethered Ruthenium Catalyst in Flow for the Synthesis of a Ceramide (d-erythro-CER[NDS]). *Org. Process Res. Dev* 2019, 23, 452–461.
- (56). Prévost S; Ayad T; Phansavath P; Ratovelomanana-Vidal V Total Synthesis of Symbioramide: a Flexible Approach for the Efficient Preparation of Structural Isomers. *Adv. Synth. Catal* 2011, 353, 3213–3226.

- (57). Hertweck C;Šebek P; Svatoš A A Highly Efficient and Versatile Synthesis of d- and l-erythro-Sphinganine. *Synlett* 2001, 2001, 1965–1967.
- (58). Zhou Y; Mukherjee M; Gupta AK; Wulff WD Multicomponent cis- and trans-Aziridinaton in the Syntheses of All Four Stereoisomers of Sphinganine. *Org. Lett* 2017, 19, 2230–2233. [PubMed: 28418256]
- (59). Mahoney JM; Smith CR; Johnston JN Brønsted Acid-Promoted Olefin Aziridination and Formal anti-Aminohydroxylation. *J. Am. Chem. Soc* 2005, 127, 1354–1355. [PubMed: 15686350]

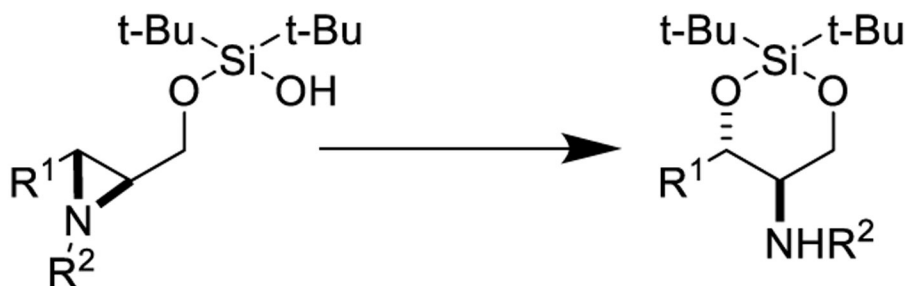
Transition Metal Catalyzed Oxy-Amination



Untethered Ring Opening of Epoxides and Aziridines



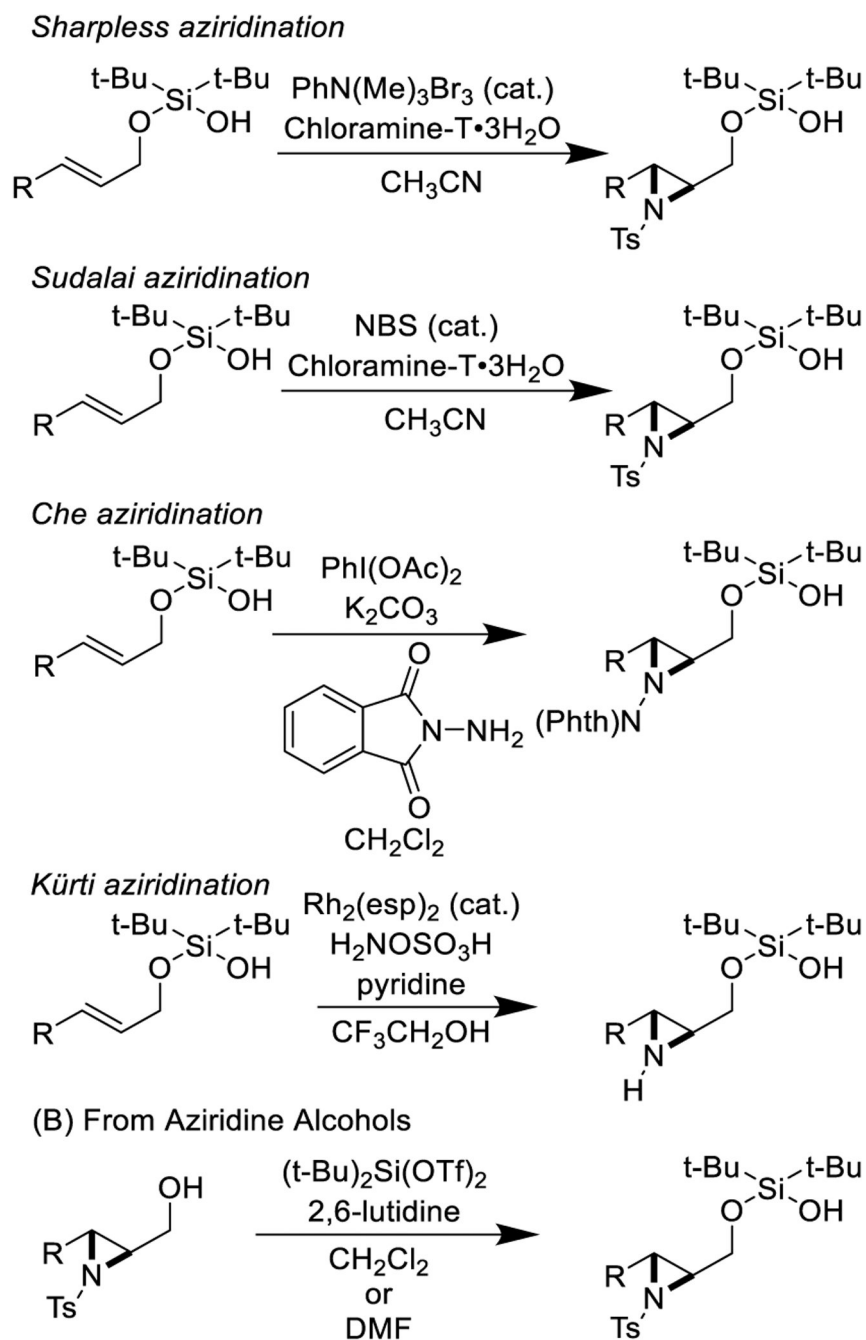
This Work: Tethered Silanols Cleave Aziridines



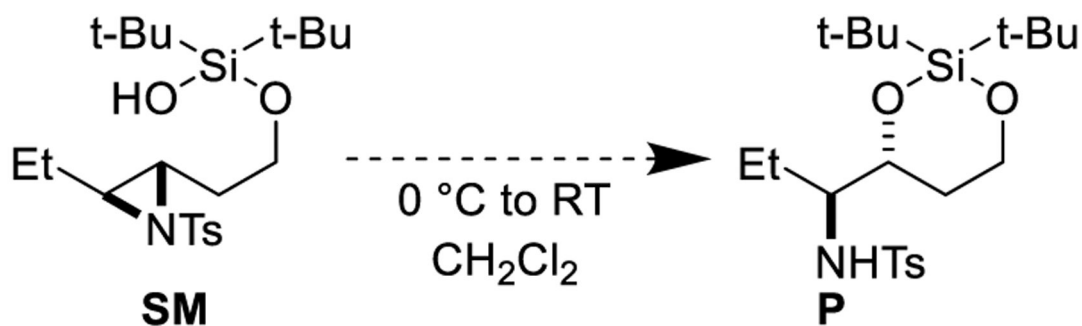
Distinct Substitution and Protection Pattern

Scheme 1.

Approaches to Syntheses of *vic*-Amino Alcohols Juxtaposed with Our Work



Scheme 2.
Aziridine Silanols Can Be Prepared from (A) Alkenyl Silanols and (B) Aziridine Alcohols

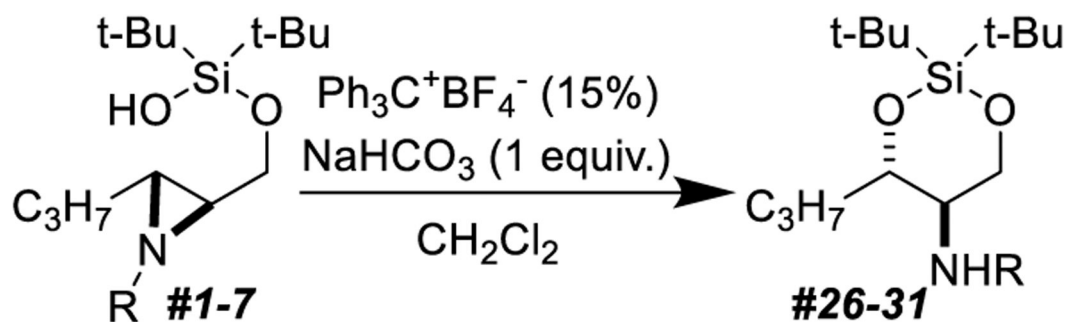


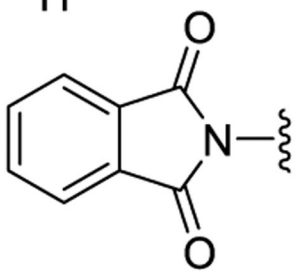
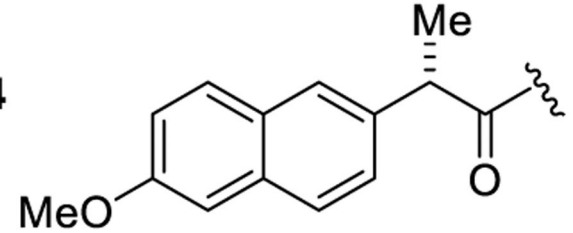
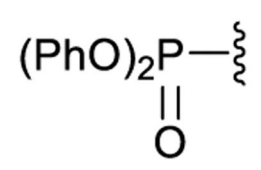
Entry	Conditions	Time	P ^a
1	Ph ₃ C ⁺ BF ₄ ⁻ (10%) NaHCO ₃ (1 equiv.)	2 h	45%
2	Ph ₃ C ⁺ BF ₄ ⁻ (10%) NaHCO ₃ (1 equiv.)	16 h	40%
3	Ph ₃ C ⁺ BF ₄ ⁻ (5%) NaHCO ₃ (1 equiv.)	2 h	25%
4	Ph ₃ C ⁺ BF ₄ ⁻ (20%) NaHCO ₃ (1 equiv.)	2 h	45%
5	BINOL-Phosphoric Acid (30%) ^b	16 h	50%
6	BINOL-Phosphoric Acid (50%) ^b	16 h	50%
7	BINOL-Phosphoric Acid (1 equiv.) ^b	16 h	60%

Scheme 3.

Reaction Optimization

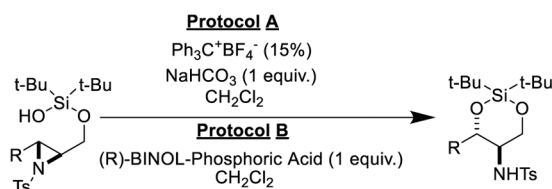
^aYield estimated from ¹H NMR Integration with 4-nitrotoluene as an internal standard.^b(*R*)-(-)-1,1'-Binaphthyl-2,2'-diyl hydrogen phosphate, arbitrarily chosen.



Entry	R	Isolated Yield
1	H	(#1) No reaction ^a
2		(#2, #26) 59%
3	Ac ^b	(#3, #27) 80% ^c
4		(#4, #28) 69%
5	Ts ^b	(#5, #29) 83%
6	Cbz ^b	(#6, #30) 59%
7		(#7, #31) 80%

Scheme 4.Effect of the Aziridine *N*-Substituent

^aCyclization was also attempted with (*R*)-BINOL Phosphoric Acid, and starting material was recovered. ^bAc = Acetyl; Ts = Tosyl; Cbz = benzyloxycarbonyl. ^cCCDC: 2177671.

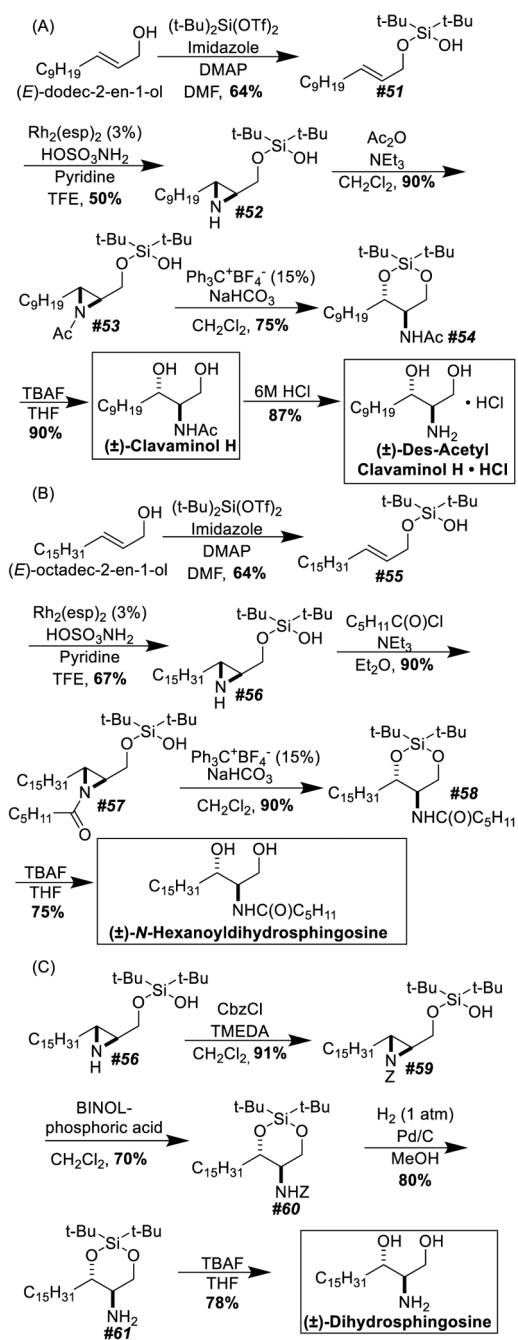


entry	substrate	product	isolated yield	entry	substrate	product	isolated yield	
1		#8, #32 R = Me	75% ^a			#20, #44 R ¹ =H 85% ^b #21, #45 R ¹ =Cl 92% ^b	86% ^b	
		#9, #33 R = C ₉ H ₁₉	70% ^a					
		#10, #34 R =	77% ^a					
		#11, #35 R = i-Pr	67% ^a					
2		#12	70% ^a			#22	#46	
		#36						
3		#13, #37 R ¹ = H, R ² = H	82% ^a			#23	#47	
		#14, #38 R ¹ = Br, R ² = H	81% ^a					67% ^b
		#15, #39 R ¹ = H, R ² = CF ₃	67% ^a					
4		#16	63% ^a			#24	#48	
		#40	46% ^b					73% ^b CCDC 2177672
5		#17	60% ^b			#25	#49	
		#41						27% ^b
6		#18	85% ^a			#50	62% ^b	
		#42						
7		#19	41% ^c					
		#43						

Scheme 5.

Substrate Scope

^aProtocol A. ^bProtocol B. ^cProtocol A but with 30 mol % $\text{Ph}_3\text{C}^+\text{BF}_4^-$ and reaction time of 12 h



Scheme 6.
Assembly of Some Natural Amino Alcohols